







ERRATUM | SEPTEMBER 13 2023

Erratum: “Microfluidic-to-macrofluidic: A simple *in vitro* model of atherosclerosis induced by fluidic stimulation” [Biomicrofluidics 17, 044106 (2023)] **FREE**

Jingang Cui ; Wei Jiang ; Jilei Su ; Jiazhen Zhang; Yongliang Yu ; Yongsheng Ding  



Biomicrofluidics 17, 059901 (2023)

<https://doi.org/10.1063/5.0174489>



Articles You May Be Interested In

Microfluidic-to-macrofluidic: A simple *in vitro* model of atherosclerosis induced by fluidic stimulation

Biomicrofluidics (August 2023)

Advances in imaging and treatment of atherosclerosis based on organic nanoparticles

APL Bioeng. (December 2022)

Assessment on the effects of atherosclerosis formation in the left carotid artery

AIP Conf. Proc. (July 2019)



APL Bioengineering
Special Topic:
Bioengineering of the Brain
Guest Editors: Roberto Portillo Lara, Elena De Momi, Giuseppe Baselli
[Submit Today!](#)



Erratum: “Microfluidic-to-macrofluidic: A simple *in vitro* model of atherosclerosis induced by fluidic stimulation” [Biomicrofluidics 17, 044106 (2023)]

Cite as: Biomicrofluidics 17, 059901 (2023); doi: 10.1063/5.0174489

Submitted: 31 August 2023 · Accepted: 31 August 2023 ·

Published Online: 13 September 2023



View Online



Export Citation



CrossMark

Jingang Cui,¹  Wei Jiang,¹  Jilei Su,¹  Jiazhen Zhang,¹ Yongliang Yu,^{2,a)} and Yongsheng Ding^{1,a)} 

AFFILIATIONS

¹College of Life Sciences, University of Chinese Academy of Sciences, Beijing 100049, China

²School of Engineering Science, University of Chinese Academy of Sciences, Beijing 100049, China

^{a)}Authors to whom correspondence should be addressed: ylyu@ucas.edu.cn and dingysh@ucas.edu.cn

<https://doi.org/10.1063/5.0174489>

In the second paragraph of “Theoretical calculation of the pressure and shear stress in the deformed macrochannel” in “RESULTS AND DISCUSSION,”¹ the text “Due to the cell culture medium container connecting to the atmosphere, (P_{out}) at the outlet of the deformed macrochannel can be calculated from the pressure drop of the tubes connecting the outlet to the container, which concludes the pressure head loss (ΔP_{guide}) in a narrow guide rectangular microchannel and that single-dollar ($\Delta P_{extended}$) single-dollar in an extended outflow round duct, ...” should be corrected to “Due to the cell culture medium container connecting to the atmosphere, the pressure (P_{out}) at the outlet of the deformed

macrochannel can be calculated from the pressure drop of the tubes connecting the outlet to the container, which concludes the pressure head loss (ΔP_{guide}) in a narrow guide rectangular microchannel and the pressure head loss ($\Delta P_{extended}$) in an extended outflow round duct, ...”.

REFERENCES

¹J. Cui, W. Jiang, J. Su, J. Zhang, Y. Yu, and Y. Ding, *Biomicrofluidics* 17, 044106 (2023).

04 October 2024 22:06:55