

Report on Health Reform Implementation
**First Impressions: Geographic Variation
in Media Messages during the First
Phase of ACA Implementation**

Sarah E. Gollust

University of Minnesota

Colleen L. Barry

Johns Hopkins University

Jeff Niederdeppe

Cornell University

Laura Baum

Erika Franklin Fowler

Wesleyan University

Editor's Note: JHPPL has started an ACA Scholar-Practitioner Network (ASPEN). The ASPEN assembles people of different backgrounds (practitioners, stakeholders, and researchers) involved in state-level health reform implementation across the United States. The newly developed ASPEN website documents ACA implementation research projects to assist policy makers, researchers, and journalists in identifying and integrating scholarly work on state-level implementation of the ACA. If you would like your work included on the ASPEN website, please contact web coordinator Phillip Singer at pmsinger@umich.edu. You can visit the site at <http://sascholars.uchicago.edu/jhpppl/>.

JHPPL seeks to bring this important and timely work to the fore in Report on Health Reform Implementation, a recurring special section. The journal will publish essays in this section based on findings that emerge from network participants. Thanks to funding from the Robert Wood Johnson Foundation, all essays in the section are published open access.
—Colleen M. Grogan

This work was supported by Wesleyan University. We are grateful for the dedication and tireless research assistance of Darcie Binder, Oluwaremilekun Ojurongbe, Oladoyin Oladapo, Michael Yee, Marshal Lawler, Michael Linden, Eliza Loomis, Zachary Wulderk, and Olivia Horton, along with the rest of the undergraduate research team at Wesleyan University. We also thank Ross Petchler, Leonid Liu, Mansoor Alam, Manolis Kaparakis, and Wesleyan's Quantitative Analysis Center and are indebted to CommIT Technology Solutions for invaluable support and system infrastructure to complete the analysis.

Journal of Health Politics, Policy and Law, Vol. 39, No. 6, December 2014
DOI 10.1215/03616878-2813756 © 2014 by Duke University Press

Abstract Many Americans will learn about the implementation of the Patient Protection and Affordable Care Act (ACA) through the mass media. We examined geographic variation in the volume and content of mass media during the initial two-week rollout of the new health insurance marketplaces in October 2013 across 210 US media markets, using data from the Wesleyan Media Project. We found substantial geographic variation in the volume and tone of insurance product advertisements, political advertisements, and news coverage of the ACA marketplaces. News coverage of the ACA airing in media markets located in states operating federal or partnership marketplaces was more negative than coverage airing in markets located in states running their own marketplaces. Intrastate variation in media volume and content was also substantial and appears distinguishable from the local political climate. Variation in exposure to media messages likely affects public sentiment regarding the ACA and could contribute to geographic differences in insurance enrollment and public perceptions of US health care options. Researchers and policy makers evaluating the implementation of the ACA—and insurance enrollment in the marketplaces in particular—should consider addressing media influences.

The fall 2013 implementation of one major component of the Patient Protection and Affordable Care Act (ACA)—the new health insurance marketplace—was challenging to say the least, with frequent national news reports documenting problems. Public exposure to media coverage of ACA implementation has been high, with 55 percent of Americans reporting following news coverage of the ACA closely and 61 percent reporting having seen advertisements about the law in November 2013 (Kaiser Family Foundation 2013). National estimates of the public's exposure to media, however, overlook one critical aspect of ACA implementation—dramatic geographic differences in the political environments and insurance options available and potentially accompanying differences in media portrayals of the marketplace. This is consequential because media portrayals can influence two distinct audiences: the roughly 25 million who are estimated to gain health insurance coverage under the ACA (CBO 2014) and the much larger group of currently insured people who are forming and solidifying impressions of the law in part on the basis of media. These impressions may contribute to the public's perceptions of health insurance coverage options and support for the law (Levey 2013; Soroka, Maioni, and Martin 2013). As such, policy makers and researchers concerned with evaluating the impact of the ACA on enrollment in health insurance—or on other longer-term outcomes, such as support for subsequent reforms—should be attune to the potential role of media.

We sought to measure the variation in messaging during the early phase of implementation as a first step toward assessing whether media

messaging might provide a distinct contribution to consumers' perspectives and their health insurance enrollment behaviors. The goal of our research was to describe the volume of advertising and local news media messages and to examine the geographic variation in both volume and tone of messages across the United States during the two-week period following the launch of the health insurance marketplace (October 1–17, 2013). To do so, we analyzed two forms of broadcast media in the 210 local media markets: advertising (including insurance product marketing and political advertising) and local television news coverage. Advertisements have two distinct persuasive goals: to encourage eligible members of the public to purchase new insurance products and to promote competing political visions in support of or opposition to the ACA. Local television news coverage is the news source most widely viewed by the American public (Pew Research Center for the People and the Press 2012), and media messages transmitted via local news often reflect and shape their local political environment (Gentzkow and Shapiro 2010). In addition, political commentators suggest that the Obama administration's strategy for promoting enrollment has targeted local TV news, heightening its importance as a potential influence on the public's impressions of the ACA (Brown and Epstein 2013).

Collecting and Analyzing Media Data

We collected two sources of data through the Wesleyan Media Project: (1) Kantar Media / CMAG data on health insurance–sponsored advertisements and political advertisements mentioning the ACA and (2) local television coverage of the ACA. The advertising data from Kantar Media / CMAG include volume of airings, cost estimates (calculated by Kantar), and video files of each unique advertisement that aired on local television or national cable in each of the 210 US local media markets (not including local cable buys). We classified each advertisement as either a product or a political advertisement. Product advertisements provided marketing information about the newly available marketplace options, and we classified each sponsor as federal, state, or other/private. Political advertisements focused on a politician or a political stance related to the ACA.

For local news coverage, we conducted closed-captioned searches for ACA-related words (i.e., “health care,” “healthcare,” “Obamacare,” “Obama care,” and “Affordable Care Act”) appearing in up to two news broadcasts during the highest-rated half hour of local news in each of the 210 markets. A trained team of coders determined whether the story

mentioned or focused on the ACA and whether it pertained primarily to the new insurance products, the politics of the issue, or both. Coders also assessed whether the news story conveyed a negative, positive, balanced, or neutral impression of the marketplace. Coder reliability, as measured by kappa statistics (a measure of interrater reliability that adjusts for chance), was high, with all kappas exceeding 0.78 (Landis and Koch 1977). We also compared the content of coverage between states running their own exchanges and those that are not, using a market classification that considered a local television market as part of adjacent states if the number of residents within a state makes up at least 20 percent of the total market population. We excluded news coverage focused primarily on the US government shutdown that occurred October 1–16, 2013. Given logistical challenges acquiring a very high volume of video segments across 210 markets, we did not successfully capture video for 28 percent of segments identified through closed-captioned searches. As a result, we weighted results for the capture rate in each market, to more accurately reflect the volume of coverage. (See the online appendix for information about weighting and sensitivity analyses of market categorizations.)¹

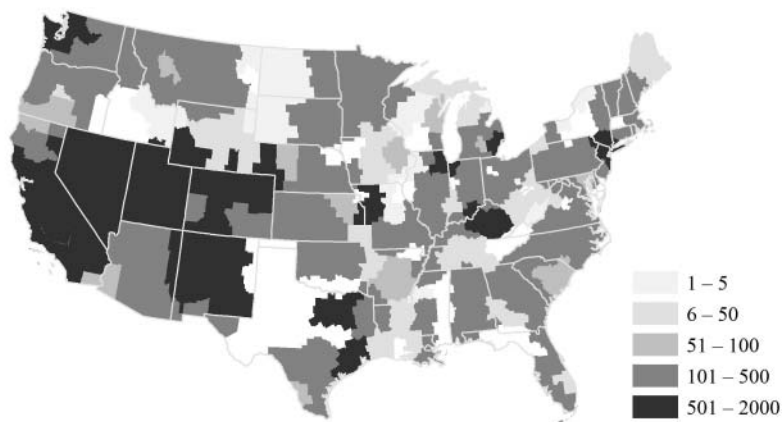
Volume and Content of Media Messages

During the period October 1–17, 2013, 44,656 airings of 309 unique ads marketing insurance products appeared across the 210 media markets at an estimated cost of \$16.2 million, including 34 percent sponsored by state marketplaces or federal agencies and the remainder by nonpublic sponsors, including insurance companies and brokers. Of the fourteen states running their own marketplaces, two did not air advertisements observable in our data set (Massachusetts and Connecticut), nor did the District of Columbia. We observed substantial variation in advertising volume across the media markets (fig. 1). For example, television audiences in Kansas City were exposed to over one thousand airings promoting health insurance options in this two-week period, while audiences in Nashville, with a similar population size, were exposed to only fifty airings.

Seventeen unique political ads mentioning the ACA aired 1,978 times during the same two-week period, at an estimated cost of \$1.1 million. Many of these ads aired in jurisdictions where November 2013 elections were held (fig. 1), including New Jersey and Virginia; however, a large

1. To access this appendix, please click on the “Supplemental Material” link that appears in the box to the right of this article online (doi.org/10.1215/03616878-2813756).

Televised Insurance Ads That Mention the ACA



Televised Political Ads That Mention the ACA



Figure 1 Geographic Variation in Volume of Televised Insurance Ads and Televised Political Ads That Mentioned the Affordable Care Act in the Two Weeks Following Rollout of the New Marketplaces, October 1–17, 2013

Note: Data analyzed by the Wesleyan Media Project. We identified 17 unique political advertisement spots and 309 unique ACA insurance-product marketing spots used across markets. Includes broadcast television and national cable.

Source: Kantar Media/CMAG data for all 210 television media markets in the United States

number aired in Arkansas, where the 2014 Republican Senate contender Tom Cotton and interest group allies used the rollout as an early opportunity to attack Senator Mark Pryor ahead of the 2014 elections. All but two of the seventeen unique political ads aired were negative in their content about the ACA.

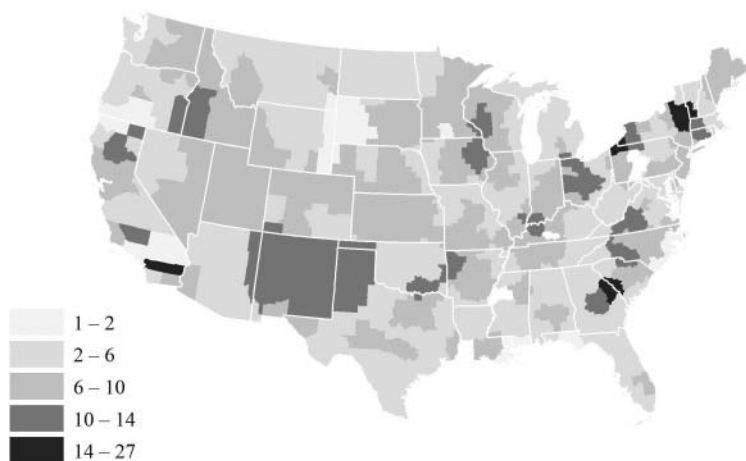
During this time, 1,286 local news stories mentioning the ACA aired. The content of local news coverage varied, with 42 percent focusing solely on the politics of the ACA, including demands that it be delayed or defunded in exchange for reopening government, 46 percent focusing on the new health insurance products, and the remaining 12 percent mentioning some aspects of both. Within the subset of local news stories containing product information ($n=744$), 50 percent conveyed an optimistic or encouraging impression of the new insurance products, 26 percent conveyed a pessimistic or discouraging impression, 19 percent conveyed both encouraging and discouraging information, and 5 percent were neutral.

Here again, however, we observed substantial geographic variation in both volume and content of local news coverage of the ACA (fig. 2). For example, only four news stories mentioning the ACA aired in Syracuse during this period, compared to fourteen news stories airing in Buffalo (top panel). The balance of encouraging versus discouraging content also was highly variable, even across small geographic areas (bottom panel). For example, local television audiences in Tyler and Lubbock, Texas, saw similar amounts of ACA marketplace-focused coverage, but the impression of that coverage was very different. Three-quarters of Tyler coverage was discouraging, while 60 percent of Lubbock coverage was encouraging. Finally, we found moderate evidence of coverage differences based on the state-level context of ACA marketplace politics. News airing in markets located primarily in states operating federal/partnership marketplaces was significantly more discouraging than news airing in markets located primarily in states running their own marketplaces (30 percent discouraging versus 19 percent, $p < 0.05$).

Implications of Variation in Media Messaging for ACA Implementation

The politics surrounding ACA implementation are dynamic, and media messages will evolve in ways that are difficult to predict. Yet our snapshot of the first two weeks of media coverage following the rollout of the insurance marketplace suggests a few important themes. First, where you live matters greatly in the types of messages to which you are exposed.

Overall Volume of Television News Coverage Mentioning the ACA



Story Tone for Insurance Product-Specific Television News Segments

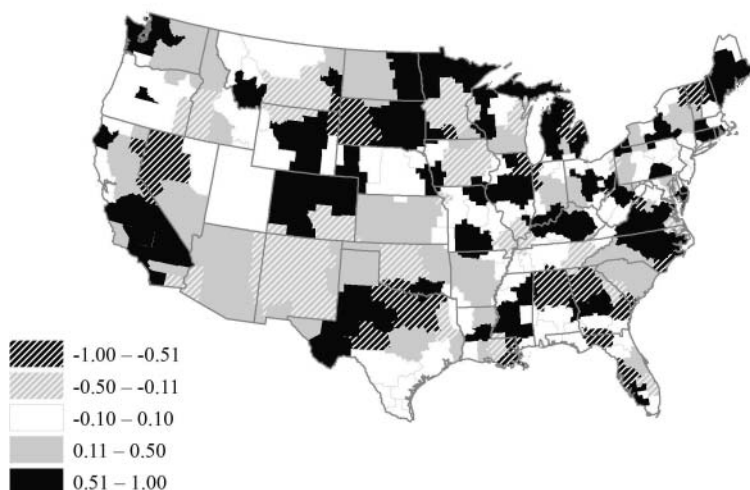


Figure 2 Geographic Variation in Local Television News Coverage Mentioning the Affordable Care Act by Volume Overall and by Story Tone for Insurance-Product-Specific Coverage in the Two Weeks Following Rollout of the New Marketplaces, October 1–17, 2013

Note: For each of the 210 television media markets in the United States, trained coders identified the number of local news stories covering the ACA and assessed the story tone (discouraging, neutral, or encouraging) for the insurance-product-specific news segments using closed captioning searches. Story tone displayed is the average tone within a media market from -1 (very discouraging) to 0 (neutral or balanced) to $+1$ (very encouraging). We selected segments for inclusion from up to two news broadcasts during the highest-rated half hour of local news in each media market.

Source: Wesleyan Media Project

While geographic variation in health care delivery has been well documented (Welch et al. 2011), our findings related to geographic variation in media messages could enhance regional differences in the number and health status of new insurance enrollees, in the public's political attitudes toward the ACA, or both. Second, the media environment offers both positive and negative visions of the insurance marketplace, with insurers marketing a product against a backdrop of negative political advertising and widely varying tone and content of local news coverage. While political advertisements were a minor component of the media environment in early October 2013, their volume is likely to grow in 2014 heading into the midterm elections (Cunningham 2013). In fact, an estimated \$7.4 million was spent on 18,415 political ad airings mentioning health care from October 1, 2013, through the end of 2013, targeting candidates in nine 2014 Senate races and a few House races; an estimated \$100 million was spent on 250,195 insurance ad airings during this period.

Moving forward, carefully evaluating the extent to which geographic variation in media exposure shapes individuals' attitudes and choices in the marketplace will be critical. Research efforts to better understand the influence of media on public attitudes and enrollment outcomes are needed, although we acknowledge that such efforts are challenging given the multiplicity of available media sources and difficulty disentangling influences from media and other correlated political factors. Nevertheless, our analysis underscores the importance of understanding the substantial variation in the volume and tone of coverage that Americans actually experience in their local environments. Our findings to date suggest that media messaging offers a source of variation in the local environment that appears to be different from other sources of influence on health insurance enrollment outcomes, such as availability of or costs of plans or the local political climate. Evaluations of ACA implementation by analysts or policy makers that do not account for these media factors may lead to misleading conclusions: a finding of low uptake of insurance in a particular geographic region does not necessarily mean that citizens in that area are not interested or that the insurance plan options are unaffordable; it could be that dominant media messages in that area (whether in news or advertisements) contributed to lower public enthusiasm toward insurance options. Given substantial evidence that media messages about health reform affect public opinion (Cappella and Jamieson 1997; Soroka, Maioni, and Martin 2013), we believe that variation in messages about ACA implementation will be important to understanding differences not only in exchange uptake but also in public perceptions of US health care options, cost, and quality.

■ ■ ■

Sarah E. Gollust is assistant professor of health policy and management at the University of Minnesota School of Public Health. Her research examines the influence of the media and public opinion in the health policy process, with a focus on issues that evoke deeply held ethical and political values. Her recent research on political communication and public opinion regarding obesity policy and health disparities has been published in the *Journal of Health Communication*, the *American Journal of Public Health*, and the *New England Journal of Medicine*. She earned her PhD from the University of Michigan and was a Robert Wood Johnson Foundation Health and Society Scholar at the University of Pennsylvania from 2008 to 2010.

Colleen L. Barry is associate professor and associate chair for research and practice in the Department of Health Policy and Management at the Johns Hopkins Bloomberg School of Public Health. She conducts policy analysis and political communication research with a focus on vulnerable populations and often-stigmatized health conditions, including mental illness, substance use, and obesity. Much of her current research involves examining the implications of various aspects of the Affordable Care Act on persons with mental illness or substance use disorders. She has also led studies examining public opinion and political persuasion in the context of obesity, mental illness, and gun policy. She has written extensively on health care policy issues, most recently in *Health Affairs*, the *New England Journal of Medicine*, and the *American Journal of Public Health*.

Jeff Niederdeppe is associate professor in the Department of Communication at Cornell University. His most recent work seeks to understand conditions under which various forms of strategic messages undermine or enhance support for collective, multisector solutions to health and social problems. His recent work has appeared in the *Journal of Communication*, *Social Science and Medicine*, the *American Journal of Public Health*, and the *New England Journal of Medicine*. His work has been funded by the US National Institutes of Health, the US Department of Agriculture, the US Environmental Protection Agency, and the Robert Wood Johnson Foundation.

Laura Baum is the project manager for the Wesleyan Media Project, a role she has filled since September 2012. Based at Wesleyan University, she manages ongoing operations of the project's real-time media tracking, including student management, web and social media content, and data visualizations. Previously, she was the project coordinator for the Pittsburgh Philanthropy Project, run through the University of Pittsburgh. She grew up in Portland, Oregon, and holds a BA from Brown University and a Master of Urban and Regional Planning from the University of Minnesota.

Erika Franklin Fowler is assistant professor of government at Wesleyan University, where she codirects the Wesleyan Media Project, which tracks and analyzes all political ads aired on broadcast television in real-time during elections. Fowler specializes in political communication—local media and campaign advertising in particular—and her work on local coverage of politics and policy has been published in political science, communication, law/policy, and medical journals. She graduated summa cum laude with a BA in mathematics and political science from St. Olaf College and earned her PhD at the University of Wisconsin–Madison. Prior to arriving at Wesleyan University, she spent two years as a Robert Wood Johnson Foundation Scholar in Health Policy Research at the University of Michigan.

References

- Brown, Carrie Budoff, and Reid J. Epstein. 2013. “White House Targets Local Media on Obamacare.” *Politico*, November 26. www.politico.com/story/2013/11/obamacare-good-news-local-100373.html.
- Cappella, Joseph N., and Kathleen Hall Jamieson. 1997. *Spiral of Cynicism: The Press and the Public Good*. New York: Oxford University Press.
- CBO (Congressional Budget Office). 2014. “Insurance Coverage Provisions of the Affordable Care Act—CBO’s February 2014 Baseline.” Washington, DC: CBO. www.cbo.gov/sites/default/files/cbofiles/attachments/43900-2014-02-ACAtables.pdf.
- Cunningham, Paige Winfield. 2013. “Stakeholders Will Be Spending Big on 2014 ACA Ads.” *Politico*, October 1. www.politico.com/story/2013/10/stakeholders-ads-obamacare-aca-2014-97588.html.
- Gentzkow, Matthew, and Jesse M. Shapiro. 2010. “What Drives Media Slant? Evidence from U.S. Daily Newspapers.” *Econometrica* 78, no. 1: 35–41.
- Kaiser Family Foundation. 2013. “Kaiser Health Tracking Poll: November 2013.” kff.org/health-reform/poll-finding/kaiser-health-tracking-poll-november-2013.
- Landis, J. Richard, and Gary G. Koch. 1977. “The Measurement of Observer Agreement for Categorical Data.” *Biometrics* 33, no. 1: 159–74.
- Levey, Noam N. 2013. “The Media and Health Care Reform.” *JAMA* 310, no. 18: 1941–42.
- Pew Research Center for the People and the Press. 2012. *Trends in News Consumption: 1991–2012; In Changing News Landscape, Even Television Is Vulnerable*. Washington, DC: Pew Research Center for the People and the Press. www.people-press.org/files/legacy-pdf/2012%20News%20Consumption%20Report.pdf.
- Soroka, Stuart, Antonia Maioni, and Pierre Martin. 2013. “What Moves Public Opinion on Health Care? Individual Experiences, System Performance, and Media Framing.” *Journal of Health Politics, Policy and Law* 38, no. 5: 893–920. doi:10.1215/03616878-2334656.
- Welch, H. Gilbert, Sandra M. Sharp, Dan J. Gottlieb, Jonathan S. Skinner, and John E. Wennberg. 2011. “Geographic Variation in Diagnosis Frequency and Risk of Death among Medicare Beneficiaries.” *JAMA* 305, no. 11: 1113–18.