

# CORRESPONDENCE

## Specifications for Pictorial Representation of Direction and Strength of Wind








K. S. AGARWALA

*Indian Meteorological Service, New Delhi*

24 January 1962 and 9 July 1962

According to the specifications (approved by the WMO excepting the symbol for "variable wind") at present in use, the direction and strength of the wind are shown by means of arrows and feathers, as given in Table 1.























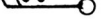
TABLE 1

| STRENGTH OF WIND  | FORM OF REPRESENTATION  |
|-------------------|---|
| VARIABLE          |    |
| LESS THAN 2 KNOTS |  |
| 3 TO 7 KNOTS      |  |
| 8 TO 12 KNOTS     |  |
| 13 TO 17 KNOTS    |  |
| 18 TO 22 KNOTS    |  |
| 23 TO 27 KNOTS    |  |

The above scheme of pictorial representation is all right for indicating the prevailing winds on weather charts but it does not fully meet the requirements when one wants to study light or light to moderate winds and small changes occurring in them in relation to other meteorological phenomena. This is because the same feather has to be used for representing wind speeds varying in a range of 5 knots. For example, wind speed of 3 knots, 4 knots, 5 knots, 6 knots and 7 knots is indicated by the same feather, as will be seen from column 2 of Table 2 given below. It is apparent that such an indication is not helpful for the purpose of studying small variations in wind speed.

In order to overcome the above handicap, it is suggested that the present specifications for feathers etc. may be modified, as shown in the last column of Table 2. It will be seen that dots have been introduced to indicate wind speeds in 1-knot steps, a single dot indicating 1 knot, 2 dots indicating 2 knots, 3 dots indicating 3 knots and 4 dots indicating 4 knots. In the modified system proposed here, while the basic specifications as at present in force have been retained, the use of the same feather

TABLE 2

| STRENGTH OF WIND | PRESENT FORM OF REPRESENTATION  | PROPOSED FORM OF REPRESENTATION   |
|------------------|---|---|
| 1 KNOT           |    |    |
| 2 KNOTS          | ,,  |    |
| 3 KNOTS          |    |    |
| 4 KNOTS          | ,,  |    |
| 5 KNOTS          | ,,  |  |
| 6 KNOTS          | ,,  |  |
| 7 KNOTS          | ,,  |  |
| 8 KNOTS          |  |  |
| 9 KNOTS          | ,,  |  |
| 10 KNOTS         | ,,  |  |
| 11 KNOTS         | ,,  |  |
| 12 KNOTS         | ,,  |  |
| 13 KNOTS         |  |  |
| 14 KNOTS         | ,,  |  |
| 15 KNOTS         | ,,  |  |
| 16 KNOTS         | ,,  |  |
| 17 KNOTS         | ,,  |  |
| 18 KNOTS         |  |  |
| AND SO ON        |   |   |

for wind speeds varying within a large range is eliminated.

It is suggested that this scheme of pictorial representation of direction and strength of wind may be considered by the WMO Commission for Synoptic Meteorology and may be brought into force internationally after its approval by WMO.