

TABLE OF CONTENTS

ANESTHESIOLOGY

Volume 133
Issue 4
October 2020

◇ **This Month in ANESTHESIOLOGY** 1A
Science, Medicine, and the Anesthesiologist.....21A
Infographics in Anesthesiology25A

◆ **Editorials**

Lung Mechanics of the Obese Undergoing Robotic Surgery and the Pursuit of Protective Ventilation
X. Bao, M. F. Vidal Melo695

Anesthetic Drugs and Cancer Progression: Fact or Fiction
J. P. Cata, A. K. Sood, H. K. Eltzschig698

Does Delta Connectivity Differentiate Sleep and Anesthesia?
R. D. Sanders.....700

Preoperative Screening for Obstructive Sleep Apnea to Improve Long-term Outcomes
J. W. Nadler, S. B. Karan, L. G. Glance702

Complete Airway Closure: Where, Why, and with What Consequences?
G. Hedenstierna.....705

Venoarterial Extracorporeal Membrane Oxygenation: If You Cannot Measure It, You Cannot Improve It
K. Shekar, D. W. Donker, D. Brodie.....708

Special Announcements

Journal-related Activities and Other Special Activities at the 2020 American Society of Anesthesiologists Meeting
M. J. Avram, D. J. Culley, E. D. Kharasch, J. Levy, M. J. London, D. I. Sessler, H. Wunsch.....711

Ru-Rong Ji, Ph.D., Recipient of the 2020 Excellence in Research Award
M. M. Todd, E. D. Kharasch.....718

Robert D. Sanders, B.Sc., M.B.B.S., Ph.D., F.R.C.A., Recipient of the 2020 James E. Cottrell, M.D., Presidential Scholar Award
R. A. Pearce, M. Maze.....720

Special Articles

Images from the Frontlines of the COVID-19 Pandemic
J. P. Rathmell.....724

Anesthetic and Analgesic Drug Products Advisory Committee Activity and Decisions in the Opioid-crisis Era
R. S. Litman.....740

This article describes activities of the Food and Drug Administration's Anesthetic and Analgesic Drug Products Advisory Committee since 2017. Six new drug applications are highlighted to demonstrate how the national opioid crisis impacts analgesic approvals.

◇ Refers to This Month in ANESTHESIOLOGY

◆ Refers to Editorial

 This article has an Audio Podcast

 See Supplemental Digital Content

 CME Article

 This article has a Video Abstract

 Part of the Letheon writing competition

 This article has a Visual Abstract

 OPEN This article is Open Access






ON THE COVER: Body habitus, pneumoperitoneum, and Trendelenburg positioning may each independently impair lung mechanics during robotic laparoscopic surgery. In this issue of ANESTHESIOLOGY, *Tharp et al.* examined the effects of increasing body mass index, pneumoperitoneum, and Trendelenburg positioning on atelectasis, driving pressures, and lung elastance. In an accompanying Editorial, *Bao and Vidal Melo* provide perspective on how the new study results can be used to provide protective mechanical ventilation in obese patients undergoing robotic assisted laparoscopic surgery. Cover Illustration: A. Johnson, Vivo Visuals.

- *Tharp et al.*: Body Habitus and Dynamic Surgical Conditions Independently Impair Pulmonary Mechanics during Robotic-assisted Laparoscopic Surgery: A Cross-sectional Study, p. 750
- *Bao and Vidal Melo*: Lung Mechanics of the Obese Undergoing Robotic Surgery and the Pursuit of Protective Ventilation, p. 695

Perioperative Medicine

CLINICAL SCIENCE

-   **Body Habitus and Dynamic Surgical Conditions Independently Impair Pulmonary Mechanics during Robotic-assisted Laparoscopic Surgery:**

 **A Cross-sectional Study**

W. G. Tharp, S. Murphy, M. W. Breidenstein, C. Love, A. Booms, M. N. Rafferty, A. F. Friend, S. Perrapato, T. P. Ahern, A. E. Dixon, J. H. T. Bates, S. P. Bender750

Obese patients demonstrated increased driving pressures and decreased mean end-expiratory transpulmonary pressures. Pneumoperitoneum and Trendelenberg position further accentuated these differences. The optimal positive end-expiratory pressure was greater than set positive end-expiratory pressure in most subjects at all stages, ranging from 0 to 36.6 cm H₂O. Intraoperative positive end-expiratory pressure settings should account for dynamic changes in transpulmonary driving and end-expiratory pressures related to these factors. How best to accomplish this clinically remains uncertain. *SUPPLEMENTAL DIGITAL CONTENT IS AVAILABLE IN THE TEXT*

-   **Volatile versus Total Intravenous Anesthesia for Cancer Prognosis in Patients Having Digestive Cancer Surgery: A Nationwide**

 **Retrospective Cohort Study**

K. Makito, H. Matsui, K. Fushimi, H. Yasunaga764



Among more than 190,000 patients who had cancer surgery, overall and recurrence-free survival were comparable in patients who had propofol-based total intravenous and volatile anesthesia. Selection of anesthetic approach should be based on factors other than putative effects on cancer recurrence. *SUPPLEMENTAL DIGITAL CONTENT IS AVAILABLE IN THE TEXT*

-   **Granger Causality of the Electroencephalogram Reveals Abrupt Global Loss of Cortical Information Flow during Propofol-induced**

 **Loss of Responsiveness**

R. M. Pullon, L. Yan, J. W. Sleigh, C. E. Warnaby774

In healthy adult volunteers, propofol anesthesia-induced loss of consciousness was associated with an abrupt, substantial, and global decrease in connectivity. These changes are comparably reversed at regain of consciousness. These observations suggest that information flow is an important indicator of wakefulness. *SUPPLEMENTAL DIGITAL CONTENT IS AVAILABLE IN THE TEXT*

-   **Cost-effectiveness Analysis of Preoperative Screening Strategies for Obstructive Sleep Apnea among Patients Undergoing Elective Inpatient Surgery**

A. Sankar, P. R. Dixon, L. Sivanathan, S. G. Memtsoudis, J. R. de Almeida, M. Singh787

In a Canadian single healthcare payer model, the cost-effectiveness of preoperative obstructive sleep apnea screening differs depending on time horizon. Preoperative screening with STOP-Bang followed by immediate confirmatory testing with polysomnography is cost-effective on the lifetime horizon but not the perioperative horizon.

-   **Mepivacaine versus Bupivacaine Spinal Anesthesia for Early Postoperative Ambulation: A Randomized Controlled Trial**

E. S. Schwenk, V. P. Kasper, J. D. Smoker, A. M. Mendelson, M. S. Austin, S. A. Brown, W. J. Hozack, A. J. Cohen, J. J. Li, C. S. Wahal, J. L. Baratta, M. C. Torjman, A. C. Nemeth, E. E. Czerwinski801

In this randomized, three-arm study involving 154 patients, more individuals in the mepivacaine spinal group ambulated 3 to 3.5 h after injection than did individuals in either the isobaric or hyperbaric bupivacaine group. Likewise, more patients in the mepivacaine group achieved same-day discharge than patients in the other experimental groups.

BASIC SCIENCE

Neonatal Isoflurane Anesthesia or Disruption of Postsynaptic Density-95 Protein Interactions Change Dendritic Spine Densities and Cognitive Function in Juvenile Mice

M. L. Schaefer, P. J. Perez, M. Wang, C. Gray, C. Krall, X. Sun, E. Hunter, J. Skinner, R. A. Johns812

Disruption of PDZ2 domain-mediated protein-protein interactions or a 4-h-long isoflurane anesthesia in 7-day-old mice induced comparable lasting deficits in synaptogenesis and cognitive function, and these effects were prevented by administration of the nitric oxide donor molsidomine. These experimental observations suggest the involvement of a pathway involving the NMDA receptor, postsynaptic density protein-95, and nitric oxide signaling in isoflurane exposure-induced cognitive impairment in mice.

- ◆ **Volatile Anesthetics Activate a Leak Sodium Conductance in Retrotrapezoid Nucleus Neurons to Maintain Breathing during Anesthesia in Mice**
Y. Yang, M. Ou, J. Liu, W. Zhao, L. Zhuoma, Y. Liang, T. Zhu, D. K. Mulkey, C. Zhou.....824

Isoflurane increased neuronal activity of chemosensitive retrotrapezoid nucleus neurons in brain slices of neonatal mice. Genetic ablation of the voltage-independent sodium leak channel from retrotrapezoid nucleus neurons decreased respiratory rate and ventilatory response to carbon dioxide upon isoflurane and sevoflurane but not after propofol exposure. These observations suggest that the voltage-independent sodium leak channel in retrotrapezoid nucleus neurons of the medulla is a target of volatile anesthetics to activate respiratory activity. *SUPPLEMENTAL DIGITAL CONTENT IS AVAILABLE IN THE TEXT*

- ◆ **Mitochondrial Complex I Mutations Predispose *Drosophila* to Isoflurane Neurotoxicity**
Z. P. G. Olufs, B. Ganetzky, D. A. Wassarman, M. Perouansky.....839

Isoflurane but not sevoflurane exposure increased mortality in *Drosophila* carrying homozygous mutations in mitochondrial complex I, and hyperoxia increased mortality associated with isoflurane administration. In heterozygous flies, carrying mutations in mitochondrial complex I, age, and hyperoxia rendered flies susceptible to mortality after exposure to isoflurane. These observations raise the possibility that heterozygous carriers of mitochondrial mutations may be more susceptible to perioperative complications after isoflurane exposure. *SUPPLEMENTAL DIGITAL CONTENT IS AVAILABLE IN THE TEXT*

- ◆ **Androgenic Modulation of the Chloride Transporter NKCC1 Contributes to Age-dependent Isoflurane Neurotoxicity in Male Rats**
G. A. Chinn, J. M. Sasaki Russell, N. A. Yabut, D. Maharjan, J. W. Sall.....852

Blockade of androgen receptors in 7-day-old male rats protects against isoflurane anesthesia-induced behavioral deficits. Androgen receptor blockade results in a premature transition in the developmental expression profiles of chloride transporters NKCC1 and KCC2. These observations suggest that regulation of specific chloride transporters, determining functional modalities of γ -aminobutyric acid-mediated neurotransmission, by androgens is a critical component for developmental anesthetic neurotoxicity. *SUPPLEMENTAL DIGITAL CONTENT IS AVAILABLE IN THE TEXT*


Critical Care Medicine

CLINICAL SCIENCE

- ◆ **Prevalence of Complete Airway Closure According to Body Mass Index in Acute Respiratory Distress Syndrome: Pooled Cohort Analysis**
R. Coudroy, D. Vimperc, N. Aissaoui, R. Younan, C. Bailleul, A. Couteau-Chardon, A. Lancelot, E. Guerot, L. Chen, L. Brochard, J.-L. Diehl.....867

In a *post hoc* analysis of two cohort studies of respiratory mechanics in adult respiratory distress syndrome, the authors compared the prevalence of complete airway closure stratified by body mass index and its effects on respiratory mechanics. Complete airway closure was present in 41% of patients, increasing with body mass index tercile (65% in the highest). Driving pressure and respiratory system elastances (lung, chest wall) were higher when complete airway closure was not adjusted for. *SUPPLEMENTAL DIGITAL CONTENT IS AVAILABLE IN THE TEXT*

BASIC SCIENCE

- ◆ **Assessment of Right Heart Function during Extracorporeal Therapy by Modified Thermodilution in a Porcine Model**
 *K. F. Bachmann, L. Zwicker, K. Nettelbeck, D. Casoni, P. P. Heinisch, H. Jenni, M. Haenggi, D. Berger*.....879


In 16 healthy pigs that received veno-arterial extracorporeal membrane oxygenation support *via* central cannulation, a novel adaptation of thermodilution cardiac output assessment provided reliable estimation of right ventricular cardiac output and right ventricular function. Future studies appear warranted to determine whether this method of modified thermodilution can be used to accurately assess right ventricular output and function during veno-arterial extracorporeal membrane oxygenation support. *SUPPLEMENTAL DIGITAL CONTENT IS AVAILABLE IN THE TEXT*

CLINICAL SCIENCE

- ◆ **Differential Ventilation Using Flow Control Valves as a Potential Bridge to Full Ventilatory Support during the COVID-19 Crisis: From Bench to Bedside**
M. A. Levin, A. Shah, R. Shah, E. Kane, G. Zhou, J. B. Eisenkraft, M. D. Chen, for the Mount Sinai HELPS Innovate Group.....892

Custom three-dimensional printed inspiratory flow control valves designed to allow individualized setting of tidal volume and airway pressure were evaluated using high-fidelity simulator mannequins with similar or different lung compliance and were found to perform as expected with stable tidal volumes delivered to each mannequin. The system demonstrated stable performance when tested for 1 h in two pairs of volunteer COVID-19 patients with acute respiratory failure. Continuous assessment of tidal volume and peak airway pressure in each patient during the study allowed for dynamic alteration of tidal volume in response to respiratory acidosis. This study suggests that custom-designed flow control valves may facilitate the use of split ventilation techniques in a surge setting. *SUPPLEMENTAL DIGITAL CONTENT IS AVAILABLE IN THE TEXT*

BASIC SCIENCE

-  **Death-associated Protein Kinase 1 Mediates Ventilator-induced Lung Injury in Mice by Promoting Alveolar Epithelial Cell Apoptosis**
Y. Wang, Y. Yang, L. Chen, W. Xiong, L. Song, B. Li, T. Zhou, L. Pei, S. Yuan, S. Yao, Y. Shang.....905

In mice, high tidal volumes increased cyclic stretch, DAPK1 expression, and epithelial cell apoptosis. Inhibition of DAPK1 appeared to be protective against lung injury, reducing lung injury, inflammation, and apoptosis. DAPK1 triggers alveolar epithelial cell apoptosis and mediates ventilator-induced lung injury in mice. *SUPPLEMENTAL DIGITAL CONTENT IS AVAILABLE IN THE TEXT*

Education

IMAGES IN ANESTHESIOLOGY

- Mandibular and Maxillary Cysts in a Pediatric Patient with Pierre Robin Sequence and Ullrich Congenital Muscular Dystrophy**
K. W. Duong, S. C. Reddy, E. P. Buchanan, J. H. Chen.....919

CLINICAL FOCUS REVIEWS

-  **Technological Assessment and Objective Evaluation of Minimally Invasive and Noninvasive Cardiac Output Monitoring Systems**
B. Saugel, R. H. Thiele, A. Hapfelmeier, M. Cannesson.....921

The authors discuss minimally invasive and noninvasive cardiac output monitoring technologies available in the clinical practice and how to evaluate these systems objectively.

-  **Using Dynamic Variables to Guide Perioperative Fluid Management**
A. Perel.....929

Dynamic variables that quantify the variations in the arterial pressure and plethysmographic waveforms during mechanical ventilation reflect fluid responsiveness. These variables may be helpful in identifying occult hypovolemia and in preventing unnecessary fluid administration.

MIND TO MIND

-  **Boring Holes**
S. Simon.....936
- I Remember**
S. Sharda.....938

Correspondence

- Rational Perioperative Opioid Management in the Era of the Opioid Crisis: Comment**
D. Gupta, S. Chakraborty.....940

- Rational Perioperative Opioid Management in the Era of the Opioid Crisis: Comment**
S. Shishido, A. Bowdle.....941

- Rational Perioperative Opioid Management in the Era of the Opioid Crisis: Reply**
E. D. Kharasch, M. J. Avram, J. D. Clark.....942

- Implications of Practice Variability: Comment**
R. Magoon.....943

- Implications of Practice Variability: Comment**
R. C. Priellipp, M. J. Rice.....944

- Impact of Closed-loop Anesthesia on Cognitive Function: Comment**
J. R. Sneyd, L. A. Evered.....945

- Impact of Closed-loop Anesthesia on Cognitive Function: Reply**
A. Joosten, P. Van der Linden, J. Rinehart, L. Barvais.....946

- Subomohyoid–Suprascapular versus Interscalene Block: Comment**
E. Muggleton, T. Muggleton.....948

- Sparking the Discussion about Vaping and Anesthesia: Comment**
J. Oyston.....948

- Sparking the Discussion about Vaping and Anesthesia: Reply**
M. M. Feinstein, D. Katz.....949

- Distribution of Ventilation in Pneumoperitoneum: Comment**
N. Sahay, R. Kumar, S. Naaz.....950

- Suture-catheters Compared with Traditional Catheters: Comment**
R. Wardhan, S. R. Nimma.....951

- Suture-catheters Compared with Traditional Catheters: Reply**
J. J. Finneran IV, B. M. Ilfeld.....952

- Multimodal Analgesia for Spine Surgery: Comment**
A. W. Meier, M. J. Buys, K. B. Johnson.....953

- Multimodal Analgesia for Spine Surgery: Reply**
K. Maheshwari, D. I. Sessler.....953

- Lung Ultrasound Training in the Critically Ill: Comment**
Y. S. Bronshteyn, W. C. Fox, N. Hashmi, V. Krishnamoorthy.....954

- Lung Ultrasound Training in the Critically Ill: Reply**
J. -J. Rouby, F. L. Dexheimer Neto, M. Zhang, L. M. Sà Malbouisson, J. Lv, C. Arbelot.....955

Getting to a New Normal: Mandating That Patients Wear Masks as Hospitals Fully Reopen during the Coronavirus Pandemic: Comment
H. Wang, J. G. Cain, A. Uraco, E. Lindstrom, R. E. Johnstone958

Erratum 960

Anesthesiology Reflections from the Wood Library-Museum

Bailey's Match Safe for Matchless Anesthesia and Dentistry
Jane S. Moon and George S. Bause 763

Boston Skulling, Not Sculling: Anesthetic Advertising by Daring Dentists
Melissa L. Coleman and George S. Bause..... 851

Byline Backstory No. 9: Hanging Sir Humphry—the Davy Oil at Hopkins, Yale, and then the Wood Library-Museum
George S. Bause..... 866

Careers & Events 27A

INSTRUCTIONS FOR AUTHORS

The most recently updated version of the Instructions for Authors is available at www.anesthesiology.org. Please refer to the Instructions for the preparation of any material for submission to ANESTHESIOLOGY.

Manuscripts submitted for consideration for publication must be submitted in electronic format via Editorial Manager (<https://www.editorialmanager.com/aln>). Detailed directions for submission and the most recent version of the Instructions for Authors can be found on the Journal's Web site (<http://www.anesthesiology.org>). Books and educational materials for review should be sent to Alan Jay Schwartz, M.D., M.S.Ed., Director of Education, Department of Anesthesiology and Critical Care Medicine, The Children's Hospital of Philadelphia,

34th Street and Civic Center Blvd., Room 9327, Philadelphia, Pennsylvania 19104-4399. Article-specific permission requests are managed with Copyright Clearance Center's Rightslink service. Information can be accessed directly from articles on the journal Web site. More information is available at <http://anesthesiology.pubs.asahq.org/public/rightsandpermissions.aspx>. For questions about the Rightslink service, e-mail customer-care@copyright.com or call 877-622-5543 (U.S. only) or 978-777-9929. Advertising and related correspondence should be addressed to Advertising Manager, ANESTHESIOLOGY, Wolters Kluwer Health, Inc., Two Commerce Square, 2001 Market Street, Philadelphia, Pennsylvania 19103 (Web site: <http://www.wkadcenter.com/>). Publication of an advertisement in ANESTHESIOLOGY does not constitute endorsement by the Society or Wolters Kluwer Health, Inc. of the product or service described therein or of any representations made by the advertiser with respect to the product or service.

ANESTHESIOLOGY (ISSN 0003-3022) is published monthly by Wolters Kluwer Health, Inc., 14700 Citicorp Drive, Bldg 3, Hagerstown, MD 21742. Business office: Two Commerce Square, 2001 Market Street, Philadelphia, PA 19103. Periodicals postage paid at Hagerstown, MD, and at additional mailing offices. Copyright © 2020, the American Society of Anesthesiologists, Inc. All Rights Reserved.

Annual Subscription Rates: *United States*—\$1026 Individual, \$2451 Institution, \$413 In-training. *Rest of World*—\$1082 Individual, \$2721 Institution, \$413 In-training. Single copy rate \$245. Subscriptions outside of North America must add \$57 for airfreight delivery. Add state sales tax, where applicable. The GST tax of 7% must be added to all orders shipped to Canada (Wolters Kluwer Health, Inc.'s GST Identification #895524239, Publications Mail Agreement #1119672). Indicate in-training status and name of institution. Institution rates apply to libraries, hospitals, corporations, and partnerships of three or more individuals. Subscription prices outside the United States must be prepaid. Prices subject to change without notice. Subscriptions will begin with currently available issue unless otherwise requested. Visit us online at www.lww.com.

Individual and in-training subscription rates include print and access to the online version. Online-only subscriptions for individuals (\$339) and persons in training (\$339) are available to nonmembers and may be ordered by downloading a copy of the Online Subscription FAXback Form from the Web site, completing the information requested, and faxing the completed form to 301-223-2400. Institutional rates are for print only; online subscriptions are available via Ovid. Institutions can choose to purchase a print and online subscription together for a discounted rate. Institutions that wish to purchase a print subscription, please contact Wolters Kluwer Health, Inc., 14700 Citicorp Drive, Bldg 3, Hagerstown, MD 21742; phone: 800-638-3030; fax: 301-223-2400. Institutions

that wish to purchase an online subscription or online with print, please contact the Ovid Regional Sales Office near you or visit www.ovid.com/site/index.jsp and select Contact and Locations.

Address for non-member subscription information, orders, or change of address (except Japan): Wolters Kluwer Health, Inc., 14700 Citicorp Drive, Bldg 3, Hagerstown, MD 21742; phone: 800-638-3030; fax: 301-223-2400. In Japan, contact Wolters Kluwer Health Japan Co., Ltd., Forecast Mita Building 5th floor, 1-3-31 Mita Minato-ku, Tokyo, Japan 108-0073; phone: +81 3 5427 1969.

Address for member subscription information, orders, or change of address: Members of the American Society of Anesthesiologists receive the print and online journal with their membership. To become a member or provide a change of address, please contact the American Society of Anesthesiologists, 1061 American Lane, Schaumburg, Illinois 60173-4973; phone: 847-825-5586; fax: 847-825-1692; e-mail: membership@ASAHQ.org. For all other membership inquiries, contact Wolters Kluwer Health, Inc., Customer Service Department, P.O. Box 1610, Hagerstown, MD 21740; phone: 800-638-3030; fax: 301-223-2400.

Postmaster: Send address changes to ANESTHESIOLOGY, P.O. BOX 1610, Hagerstown, MD 21740.

Advertising: Please contact Hilary Druker, National Account Manager, Health Learning, Research & Practice, Medical Journals, Wolters Kluwer Health, Inc.; phone: 609-304-9187; e-mail: Hilary.Druker@wolterskluwer.com. For classified advertising: Dave Wiegand, Recruitment Advertising Representative, Wolters Kluwer Health, Inc.; phone: 847-361-6128; e-mail: Dave.Wiegand@wolterskluwer.com.