

Stratigraphic unmixing reveals repeated hypoxia events over the past 500 yr in the northern Adriatic Sea

Adam Tomašových^{1*}, Ivo Gallmetzer^{2*}, Alexandra Haselmair^{2*}, Darrell S. Kaufman^{3*}, Jelena Vidović², and Martin Zuschin^{2*}

¹Earth Science Institute, Slovak Academy of Sciences, Dúbravská cesta 9, 84005, Bratislava, Slovakia

²University of Vienna, Department of Palaeontology, Althanstrasse 14, 1090 Vienna, Austria

³School of Earth Sciences & Environmental Sustainability, Northern Arizona University, Campus Box 4099, Flagstaff, Arizona 86011, USA

ABSTRACT

In the northern Adriatic Sea and in most semienclosed coastal regions worldwide, hypoxia induced by eutrophication in the late 20th century caused major die-offs of coastal marine organisms. However, ecosystem responses to hypoxia over longer centennial scales are unclear because the duration of direct observations is limited to a few decades and/or the temporal resolution of sedimentary archives is compromised by slow sedimentation and bioturbation. To assess whether perturbations of ecosystems by hypoxia recurred over centuries in the northern Adriatic Sea, we evaluate the timing and forcing of past hypoxia events based on the production history of the opportunistic, hypoxia-tolerant bivalve *Corbula gibba*, using ²¹⁰Pb data, radiocarbon dating, amino acid racemization, and distribution of foraminifers in sediment cores that capture the past 500 yr in the Gulf of Trieste. Unmixing the stratigraphic record on the basis of 311 shells of *C. gibba*, we show that the reconstructed fluctuations in abundance do not correlate with abundances in the raw stratigraphic record. We find that production of *C. gibba* has undergone major decadal-scale fluctuations since the 18th century, with outbreaks corresponding to density of more than 1000 individuals per square meter. These outbreaks represent long-term phenomena in the northern Adriatic ecosystem rather than novel states characteristic of the 20th century eutrophication. They positively correlate with centennial-scale fluctuations in sea-surface temperature, indicating that the hypoxia events were coupled with water-column stratification rather than with nutrient enrichment.

INTRODUCTION

Over recent decades marine coastal habitats globally have been affected by eutrophication and hypoxia, leading to the development of coastal dead zones (Gooday et al., 2009; Rabalais et al., 2010). The ecosystem of the northern Adriatic Sea was affected by eutrophication, algal blooms, mucilage blooms, and hypoxia during the second half of the 20th century (Degobbi et al., 2000; Djakovac et al., 2015). However, archives of past hypoxia events in the northern Adriatic Sea are either limited to the past 150 yr (Puškarić et al., 1990; Barmawidjaja et al., 1995; Sangiorgi and Donders, 2004; Lotze et al., 2011) or are characterized by low stratigraphic resolution due to slow sedimentation and bioturbation (Van der Zwaan, 2000). Short-term archives of hypoxia can underestimate the frequency of older natural hypoxia events that intermittently occurred for centuries and millennia in marine ecosystems now affected by eutrophication (Osterman et al., 2008). To disentangle the contributions of eutrophication and climate-driven water-column stratification to past hypoxia and to determine whether past

communities in the northern Adriatic coastal system responded to hypoxia the same way that the modern community does, it is necessary to trace the duration and frequency of such events over longer time scales.

Here we reconstruct a 500-yr-long record of hypoxia events in the northern Adriatic Sea by tracing changes in production of an opportunistic, hypoxia-tolerant bivalve species, *Corbula gibba*, and analyze molluscan and foraminiferal assemblages in two 1.5-m-long sediment cores (M28 and M29, 16 cm diameter) collected in A.D. 2013 at 11 m water depth in the Bay of Panzano (Gulf of Trieste; Figs. 1 and 2). *C. gibba* survives seasonal hypoxic events and, following mass mortality affecting most of the benthic macrofauna, it achieves density of thousands of individuals per square meter and can represent >80% of individuals of the bivalve assemblage (Hrs-Brenko, 2006; Nerlović et al., 2011). To account for mixing of different age cohorts, we analyze ²¹⁰Pb of the sediment and radiocarbon-calibrated amino acid racemization (AAR) of *C. gibba*.

METHODS

Species abundances, AAR, and activities of ²¹⁰Pb and ²²⁶Ra by gamma spectroscopy were analyzed in 2-cm-thick intervals in the upper 20 cm and in 5-cm-thick intervals below (see

the methods in the GSA Data Repository¹). The 2 cm intervals were pooled to 4 cm intervals in analyses of AAR and abundances (Fig. 2). AAR was used to estimate the postmortem age of 311 specimens of *C. gibba* in core M28 (Fig. 1A). The rate of AAR was calibrated with 11 shells dated by ¹⁴C and 3 live-collected individuals using Bayesian fitting (Allen et al., 2013; Dominguez et al., 2013). Age-frequency distributions (AFDs) are right skewed in the upper 4 cm and shift to normal-shaped AFDs in increments below (Fig. 1A). To account for mixing of the stratigraphic record (Fig. 3A) and to estimate the population density of *C. gibba*, we reconstruct the AFD of the entire core on the basis of shell ages in directly dated increments (white bars in Fig. 3B). First, we interpolate the shape of AFD of each undated increment by pooling AFDs of the directly dated increments stratigraphically located below and above. The mean and standard deviations of such pooled distribution are assumed to capture the AFD of the undated increment. Second, we resample shells to the total number of *C. gibba* in each increment in both cores, either from directly estimated or from interpolated AFDs, and tally the number of resampled shells in 10 yr cohorts. The resulting distribution of shell ages represents the AFD of all shells in the core (gray bars in Fig. 3B). To account for burial of shells (i.e., older shells can be buried below the bottom of the cored interval and thus under-represented in the entire sample of shells), we model burial with the exponential distribution and divide the whole-core AFD by its survival function (Tomašových et al., 2016), where mean time to burial (354 yr) is approximated from whole-core shell burial rate (0.42 cm/yr; Fig. 3C).

RESULTS

The ²¹⁰Pb ages correlate with median shell ages in the upper 30 cm (Pearson $r = 0.99$, $p < 0.0001$, Figs. 1B, 1C; Table DR1 in the Data Repository), with apparent sedimentation rates

*E-mails: geoloma@savba.sk; ivo.gallmetzer@univie.ac.at; alex.haselmair@univie.ac.at; Darrell.Kaufman@nau.edu; martin.zuschin@univie.ac.at.

¹GSA Data Repository item 2017104, details on methods, and raw data on shell ages, is available online at <http://www.geosociety.org/datarepository/2017/> or on request from editing@geosociety.org.

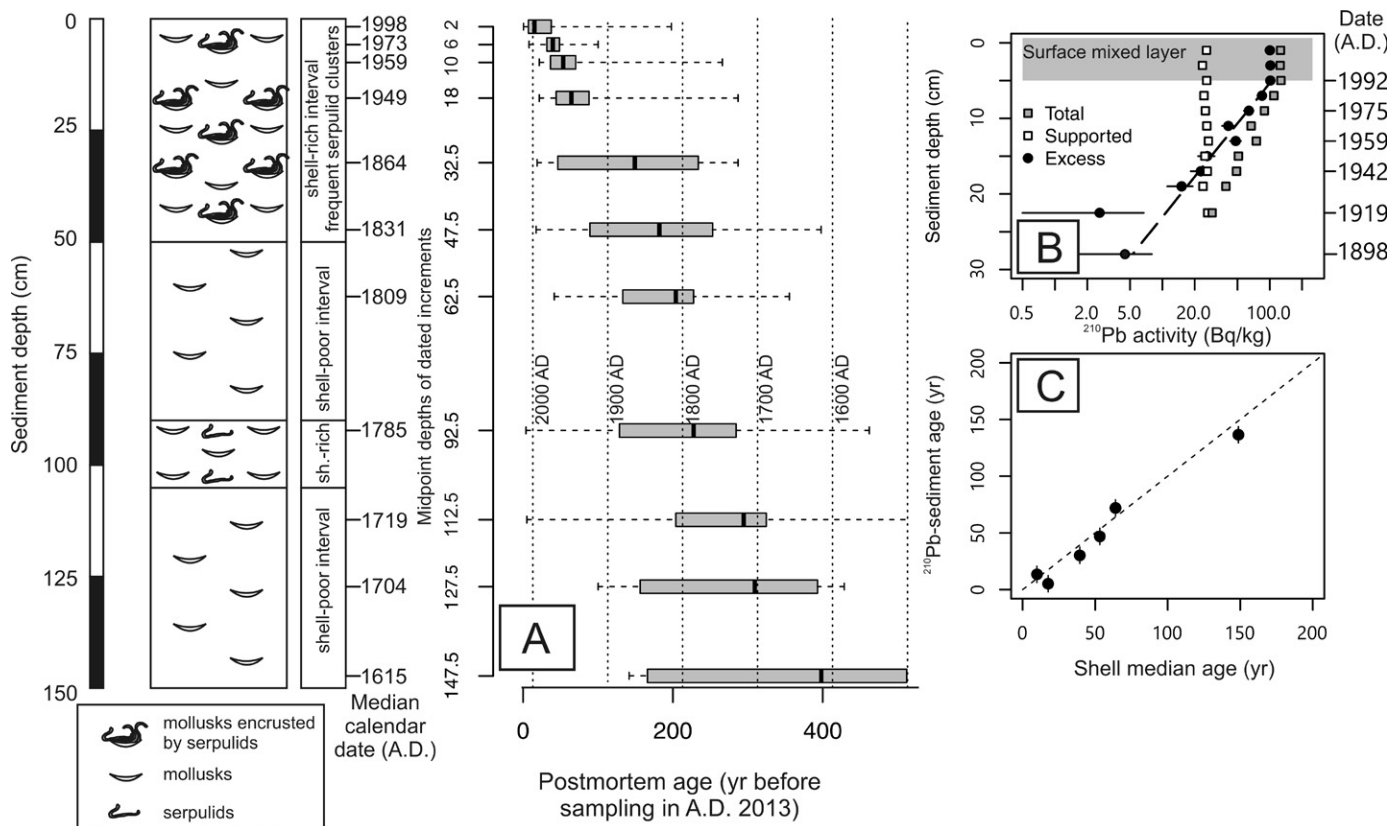


Figure 1. Sediment core M28, collected in A.D. 2013 at 11 m water depth in the Bay of Panzano (Gulf of Trieste). A: Radiocarbon-calibrated amino acid racemization (AAR) ages of *Corbula gibba* shells. Boxplots show median ages and the 25th and 75th percentiles (whiskers denote minima and maxima). One shell at 112.5 cm is 816 yr old, and 2 shells at 147.5 cm are 689 and 1637 yr old. B: Downcore changes in ^{210}Pb and ages based on the constant flux–constant sedimentation model. C: The correlation between the ^{210}Pb chronology and AAR chronology based on the median age of *C. gibba* observed at a given depth below the sediment surface. The stippled 1:1 line represents perfect agreement between the two age estimates.

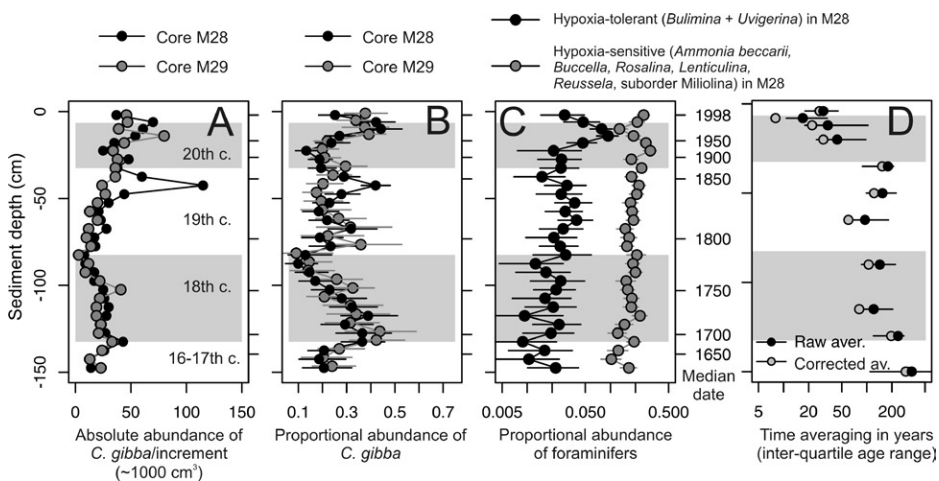


Figure 2. A–C: Stratigraphic trends in absolute and proportional abundance of *Corbula gibba* and in absolute abundance of foraminifers differing in sensitivities to hypoxia. D: Downcore changes in time averaging (interquartile age range) observed in *C. gibba* death assemblages in 4- and 5-cm-thick increments. Black points show raw values and gray points show values corrected for calibration errors (with 95% confidence intervals).

equal to 0.2 (based on median shell age) to 0.24 (based on ^{210}Pb) cm/yr during the deposition of the upper 30 cm (ca. A.D. 1890 to present). The upper 6 cm of surface sediment are homogenized over ~20 yr on the basis of ^{210}Pb values and

median ages of *C. gibba*. The median age of *C. gibba* increases from 15 yr (ca. 1998) in the uppermost 4 cm increment to ~400 yr at 150 cm (ca. 1615; Fig. 1A), where the interquartile age range encompasses shells 500 yr old. The

median date based on shell ages increases at a slower rate between 30 cm and 150 cm (from 1615 to 1864, i.e., 0.48 cm/yr) than above 30 cm (from 1864 to 2014, i.e., 0.2 cm/yr).

Absolute abundances of *C. gibba* in 4–5-cm-thick increments show low-amplitude gradual fluctuations through the cored interval (Fig. 2A), whereas the proportion of *C. gibba* relative to the number of all bivalves displays strong fluctuations, although it never exceeds 50% (Fig. 2B). Proportional abundances of hypoxia-tolerant foraminifers increase in the top 20 cm, although hypoxia-sensitive foraminifers do not show any major fluctuations through the cored interval (Fig. 2C). Proportional abundances of hypoxia-tolerant foraminifers (*Bulimina* and *Uvigerina*) correlate positively with abundances of *C. gibba* (Spearman coefficient $r = 0.45$, $p = 0.01$). Time averaging (interquartile age range) of *C. gibba* in 4–5-cm-thick increments varies between 8 and 30 yr in the upper 25 cm (as also observed on the basis of the ^{210}Pb profile) to ~60–300 yr in the middle and lower part of the core (Fig. 2D). Changing the scale of the stratigraphic record from sediment depth to median calendar date, proportional and absolute abundances (Fig. 3A) attain maxima in the late 1600s, early 1800s, and late 1900s.

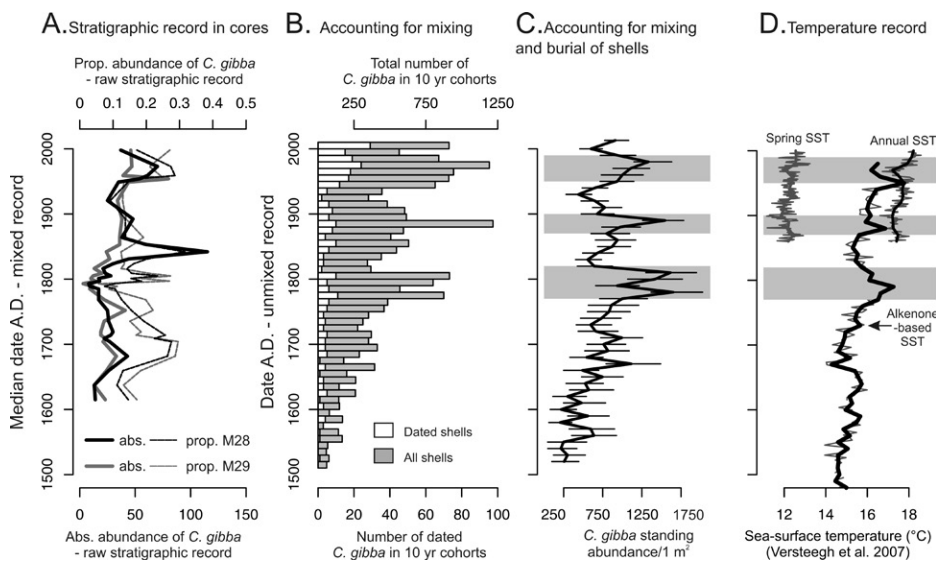


Figure 3. A: Changes in absolute (abs.) and proportional (prop.) abundance of *Corbula gibba* in the stratigraphic record of two cores scaled with median date of increments. **B:** Accounting for mixing on the basis of amino acid racemization (AAR) age estimates. The number of dated shells in in core M28 (collected in A.D. 2013 at 11 m water depth in the Bay of Panzano, Gulf of Trieste) is represented by white bars and the total number of shells in both cores by gray bars. **C:** A reconstruction of changes in density of *C. gibba* that accounts for mixing and burial. Shaded intervals reflect the timing of abundance peaks and error bars represent 95% confidence intervals. **D:** Alkenone-based sea-surface temperature (SST) in the Gulf of Taranto, supplemented by winter and annual SSTs from Hadley Centre Sea Ice and Sea Surface Temperature (HadISST1.1; <http://www.metoffice.gov.uk/hadobs/hadisst/>) data set. Temperature maxima coincide with peaks in *C. gibba* abundance. Gray lines represent annual values and bold lines represent 10 yr averages.

In contrast, taking into account mixing and burial, the record reconstructed on the basis of estimated ages of *C. gibba* shells shows decadal-scale fluctuations peaking at 1880, 1890, and a double peak between 1810 and 1780 (Fig. 3C), rather than in the late 1600s, early 1800s, and late 1900s, as suggested by stratigraphic records. The abundances reconstructed to 100–120 dead individuals in 10 yr cohorts and maximum lifespan equal to 5 yr in a core with cross-sectional area of 0.04 m² correspond to a standing density of 1250–1500 individuals per square meter, a density similar to times of *C. gibba* outbreaks observed today. Their outbreaks are thus not restricted to eutrophication-induced hypoxia events of the 20th century, but date back to earlier centuries. The unmixed record of *C. gibba* does not correlate with stratigraphic records of absolute (Spearman $\rho = 0.009$, $p = 0.96$) or proportional abundances (Spearman $\rho = 0.14$, $p = 0.46$), indicating that raw stratigraphy does not reliably estimate the timing of *C. gibba* outbreaks.

DISCUSSION

Detecting Hypoxia in the Stratigraphic Record

A significantly positive correlation between abundances of hypoxia-tolerant foraminifers and *C. gibba*, the coincidence between the peak in abundance ca. A.D. 1980 and multiple hypoxic crises observed in the Gulf of Trieste

in 1974, 1980, and 1983 (Faganeli et al., 1985), and the coincidence between the decline in abundances of *C. gibba* and low frequency of hypoxia in the past two decades (Mozetič et al., 2010; Giani et al., 2012), suggest that abundance peaks of *C. gibba* indicate past hypoxia events. Although summer hypoxia in the Gulf of Trieste occurs over a few days or few weeks, recoveries of soft-bottom communities from such events are slow and can last for several years or decades (Stachowitsch, 1991). Therefore, opportunistic species persist even after oxygen concentrations return to normal levels, and their remains carry long-term yearly or decadal memories of hypoxia. The duration of *C. gibba* outbreaks detected here probably reflects longer intervals in the aftermath of seasonal and/or clusters of multiple hypoxia events.

The stratigraphic record of *C. gibba* is compromised by centennial-scale time averaging of assemblages in subsurface increments, (1) leading to low to moderate proportional abundance of *C. gibba* (<50%) relative to dominance expected to occur at times of their outbreaks, and (2) obscuring timing of these events. The signature of past hypoxia events is diminished by bioturbational mixing with communities unaffected by hypoxia because (1) time averaging of 5 cm increments expected purely due to condensation at the observed net sedimentation rates (0.2 cm/yr in the upper part and 0.48 cm/yr in the lower part) would be just ~10–25

yr, and (2) time averaging increases downcore (Fig. 2D) in spite of the concomitant increase in sedimentation rate.

Forcing of Hypoxia

Eutrophication following from a major increase in agricultural and urban pollution (Justić et al., 1987), coupled with seasonal water-column stratification due to particular circulation patterns, contributed to seasonal hypoxia in the northern Adriatic Sea in the late 20th century (Djakovac et al., 2015). These changes triggered shifts in ecosystems toward dominance of fast-growing opportunistic species (Di Camillo and Cerano, 2015). However, the outbreaks of *C. gibba* observed centuries ago imply that hypoxic events occurred before the 20th century eutrophication; they were probably related to prolonged duration of seasonal stratification driven by changes in circulation rather than to anthropogenic nutrient enrichment. First, an alkenone-based sea-surface temperature reconstruction from the Gulf of Taranto (Versteegh et al., 2007) shows a long-term increase punctuated by three temperature maxima (A.D. 1780, 1880, and 1950; Fig. 3D) that coincide with abundance peaks of *C. gibba*. Second, mucilage blooms (gelatinous sheets and clouds of exopolymeric aggregates formed by phytoplankton exudation and degradation) tend to be stronger in warmer years (Danovaro et al., 2009) and coincide with the formation of the Istrian Coastal Countercurrent, which contributes to prolonged water-column stratification (Supić et al., 2000). The degradation of mucilage aggregates sinking to the bottom can enhance oxygen consumption and can contribute to hypoxia and benthic mass mortality (Degobbi, 1989; Sellner and Fonda-Umani, 1999).

Fluctuations in nutrient abundance driven by river discharge from the Isonzo River could also play some role (Cozzi et al., 2012), but cross-correlations between precipitation and *C. gibba* abundances are weak and insignificant, and *C. gibba* abundances correlate negatively with abundance of the foraminifer *Valvulineria* (Spearman $r = -0.55$, $p = 0.001$). This genus prefers organic-rich silty substrates affected by high sediment flux, and tends to be associated with colder but more humid episodes, coupled with higher water discharge from rivers in deltaic environments (Frezza et al., 2005). The peaks in abundance of *C. gibba* were thus probably enhanced by warming, increasing the duration of stratification, rather than by river-driven eutrophication (Crema et al., 1991).

C. gibba has been abundant on hypoxic muddy bottoms in the Paratethys and Mediterranean since the Miocene (Zuschin et al., 2014), and was abundant in the northern Adriatic Sea in the Pleistocene (Dominici, 2001; Scarponi and Kowalewski, 2013; Kowalewski et al., 2015). Semienclosed coastal ecosystems in the Paratethys were prone to water-column

stratification and high riverine siliciclastic input that enhanced seasonal hypoxia and thus naturally triggered outbreaks of opportunists like *C. gibba*. Although recent outbreaks of *C. gibba* are intensified by human-induced hypoxia in the northern Adriatic Sea, they have a long history, are not novel to the 20th century, and capture conditions analogous to those characterizing past Paratethys and Mediterranean ecosystems.

ACKNOWLEDGMENTS

This study was funded by the Austrian Science Fund (FWF project P24901) and the Slovak Grant Agency (VEGA 0136–15). We thank T.D. Olszewski, J.W. Huntley, and an anonymous reviewer for comments, and J. Sedmak and F. Perco for help with sampling.

REFERENCES CITED

- Allen, A.P., Kosnik, M.A., and Kaufman, D.S., 2013, Characterizing the dynamics of amino acid racemization using time-dependent reaction kinetics: A Bayesian approach to fitting age-calibration models: *Quaternary Geochronology*, v. 18, p. 63–77, doi:10.1016/j.quageo.2013.06.003.
- Barmawidjaja, D.M., van der Zwaan, G.J., Jorissen, F.J., and Puskarik, S., 1995, 150 yr of eutrophication in the northern Adriatic Sea: Evidence from benthic foraminiferal records: *Marine Geology*, v. 122, p. 367–384, doi:10.1016/0025-3227(94)00121-Z.
- Cozzi, S., Falconi, C., Comici, C., Cermelj, B., Kovac, N., Turk, V., and Giani, M., 2012, Recent evolution of river discharges in the Gulf of Trieste and their potential response to climate changes and anthropogenic pressure: *Estuarine, Coastal and Shelf Science*, v. 115, p. 14–24, doi:10.1016/j.ecss.2012.03.005.
- Crema, R., Castelli, A., and Prevedelli, D., 1991, Long term eutrophication effects on macrofaunal communities in northern Adriatic Sea: *Marine Pollution Bulletin*, v. 22, p. 503–508, doi:10.1016/0025-326X(91)90405-H.
- Danovaro, R., Fonda Umani, S., and Pusceddu, A., 2009, Climate change and the potential spreading of marine mucilage and microbial pathogens in the Mediterranean Sea: *PLoS One*, v. 4, e7006, doi:10.1371/journal.pone.0007006.
- Degobbi, D., 1989, Increased eutrophication of the northern Adriatic sea: Second act: *Marine Pollution Bulletin*, v. 20, p. 452–457, doi:10.1016/0025-326X(89)90066-0.
- Degobbi, D., Precali, R., Ivancic, I., Smolaka, N., Fuks, D., and Kveder, S., 2000, Long-term changes in the northern Adriatic ecosystem related to anthropogenic eutrophication: *International Journal of Environment and Pollution*, v. 13, p. 495–533, doi:10.1504/IJEP.2000.002332.
- Di Camillo, C.G., and Cerrano, C., 2015, Mass mortality events in the NW Adriatic Sea: Phase shift from slow-to-fast-growing organisms: *PLoS One*, v. 10, e0126689, doi:10.1371/journal.pone.0126689.
- Djakovac, T., Supić, N., Aubry, F.B., Degobbi, D., and Giani, M., 2015, Mechanisms of hypoxia frequency changes in the northern Adriatic Sea during the period 1972–2012: *Journal of Marine Systems*, v. 141, p. 179–189, doi:10.1016/j.jmarsys.2014.08.001.
- Dominguez, J.G., Kosnik, M.A., Allen, A.P., Hua, Q., Jacob, D.E., Kaufman, D.S., and Whitacre, K.E., 2013, Time-averaging and stratigraphic resolution in death assemblages and Holocene deposits: Sydney Harbour's molluscan record: *Palaios*, v. 31, p. 564–575, doi:10.2110/palo.2015.087.
- Dominici, S., 2001, Taphonomy and paleoecology of shallow marine macrofossil assemblages in a collisional setting (late Pliocene–early Pleistocene, western Emilia, Italy): *Palaios*, v. 16, p. 336–353, doi:10.1669/0883-1351(2001)016<0336:TAPOSM>2.0.CO;2.
- Faganeli, J., Avčin, A., Fanuko, N., Malej, A., Turk, V., Tušnik, P., Vrišer, B., and Vuković, A., 1985, Bottom layer anoxia in the central part of the Gulf of Trieste in the late summer of 1983: *Marine Pollution Bulletin*, v. 16, p. 75–78, doi:10.1016/0025-326X(85)90127-4.
- Frezza, V., Bergamin, L., and Di Bella, L., 2005, Opportunistic benthic foraminifera as indicators of eutrophicated environments. Actualistic study and comparison with the Santerian middle Tiber Valley (central Italy): *Bollettino della Società Paleontologica Italiana*, v. 44, p. 193–201.
- Giani, M., Djakovac, T., Degobbi, D., Cozzi, S., Solidoro, C., and Umani, S.F., 2012, Recent changes in the marine ecosystems of the northern Adriatic Sea: *Estuarine, Coastal and Shelf Science*, v. 115, p. 1–13, doi:10.1016/j.ecss.2012.08.023.
- Gooday, A.J., Jorissen, F., Levin, L.A., Middelburg, J.J., Naqvi, S.W.A., Rabalais, N.N., Scranton, M., and Zhang, J., 2009, Historical records of coastal eutrophication-induced hypoxia: *Biogeosciences*, v. 6, p. 1707–1745, doi:10.5194/bg-6-1707-2009.
- Hrs-Brenko, M., 2006, The basket shell, *Corbula gibba* Oliv., 1792 (Bivalve Mollusks) as a species resistant to environmental disturbances: A review: *Acta Adriatica*, v. 47, p. 49–64.
- Justić, D., Legović, T., and Rottini-Sandri, L., 1987, Trends in oxygen content 1911–1984 and occurrence of benthic mortality in the northern Adriatic Sea: *Estuarine, Coastal and Shelf Science*, v. 25, p. 435–445, doi:10.1016/0272-7714(87)90035-7.
- Kowalewski, M., Wittmer, J.M., Dexter, T.A., Amorosi, A., and Scarponi, D., 2015, Differential responses of marine communities to natural and anthropogenic changes: *Royal Society of London Proceedings, ser. B*, v. 282, 20142990, doi:10.1098/rspb.2014.2990.
- Lotze, H.K., Coll, M., and Dunne, J.A., 2011, Historical changes in marine resources, food-web structure and ecosystem functioning in the Adriatic Sea, *Mediterranean Ecosystems*, v. 14, p. 198–222, doi:10.1007/s10021-010-9404-8.
- Mozetič, P., Solidoro, C., Cossarini, G., Socal, G., Precali, R., Francé, J., Bianchi, F., De Vittor, C., Smolaka, N., and Umani, S.F., 2010, Recent trends towards oligotrophication of the northern Adriatic: Evidence from chlorophyll a time series: *Estuaries and Coasts*, v. 33, p. 362–375, doi:10.1007/s12237-009-9191-7.
- Nerlović, V., Dogan, A., and Hrs-Brenko, M., 2011, Response to oxygen deficiency (depletion): Bivalve assemblages as an indicator of ecosystem instability in the northern Adriatic Sea: *Biologia*, v. 66, p. 1114–1126, doi:10.2478/s11756-011-0121-3.
- Osterman, L.E., Poore, R.Z., and Swarzenski, P.W., 2008, The last 1000 yr of natural and anthropogenic low-oxygen bottom-water on the Louisiana shelf, Gulf of Mexico: *Marine Micropaleontology*, v. 66, p. 291–303, doi:10.1016/j.marmicro.2007.10.005.
- Puškaric, S., Berger, G.W., and Jorissen, F.J., 1990, Successive appearance of subfossil phytoplankton species in Holocene sediments of the northern Adriatic and its relation to the increased eutrophication pressure: *Estuarine, Coastal and Shelf Science*, v. 31, p. 177–187, doi:10.1016/0272-7714(90)90045-S.
- Rabalais, N.N., Diaz, R.J., Levin, L.A., Turner, R.E., Gilbert, D., and Zhang, J., 2010, Dynamics and distribution of natural and human-caused hypoxia: *Biogeosciences*, v. 7, p. 585–619, doi:10.5194/bg-7-585-2010.
- Sangiorgi, F., and Donders, T.H., 2004, Reconstructing 150 yr of eutrophication in the north-western Adriatic Sea (Italy) using dinoflagellate cysts, pollen and spores: *Estuarine, Coastal and Shelf Science*, v. 60, p. 69–79, doi:10.1016/j.ecss.2003.12.001.
- Scarponi, D., Kaufman, D.S., Amorosi, A., and Kowalewski, M., 2013, Sequence stratigraphy and the resolution of the fossil record: *Geology*, v. 41, p. 239–242, doi:10.1130/G33849.1.
- Sellner, K.G., and Fonda-Umani, S., 1999, Dinoflagellate blooms and mucilage production, *in* Malone, T.C., et al., eds., *Ecosystems at the land-sea margin: Drainage basin to coastal sea: American Geophysical Union Coastal and Estuarine Studies*, p. 173–206, doi:10.1029/CE055p0173.
- Stachowitsch, M., 1991, Anoxia in the Northern Adriatic Sea: Rapid death, slow recovery, *in* Tyson, R.V., and Pearson, T.H., eds., *Modern and ancient continental shelf anoxia: Geological Society of London Special Publication 58*, p. 119–129, doi:10.1144/GSL.SP.1991.058.01.09.
- Supić, N., Orlić, M., and Degobbi, D., 2000, Istrian Coastal Countercurrent and its year-to-year variability: *Estuarine, Coastal and Shelf Science*, v. 51, p. 385–397, doi:10.1006/ecss.2000.0681.
- Tomašových, A., Kidwell, S.M., and Barber, R.F., 2016, Inferring skeletal production from time-averaged assemblages: Skeletal loss pulls the timing of production pulses towards the modern period: *Paleobiology*, v. 42, p. 54–76, doi:10.1017/pab.2015.30.
- Van der Zwaan, G.J., 2000, Variation in natural vs. anthropogenic eutrophication of shelf areas in front of major rivers, *in* Martin, R.E., ed., *Environmental micropaleontology: Topics in Geobiology 15: New York, Kluwer Academic/Plenum Publishers*, p. 385–404, doi:10.1007/978-1-4615-4167-7_18.
- Versteegh, G.J.M., De Leeuw, J.W., Taricco, C., and Romero, A., 2007, Temperature and productivity influences on U_{37}^K and their possible relation to solar forcing of the Mediterranean winter: *Geochemistry, Geophysics, Geosystems*, v. 8, Q09005, doi:10.1029/2006GC001543.
- Zuschin, M., Harzhauser, M., Hengst, B., Mandic, O., and Roetzel, R., 2014, Long-term ecosystem stability in an early Miocene estuary: *Geology*, v. 42, p. 7–10, doi:10.1130/G34761.1.

Manuscript received 11 October 2016

Revised manuscript received 19 December 2016

Manuscript accepted 23 December 2016

Printed in USA