








C O N T E N T S







PART I | WHAT, WHY AND HOW?

- 14  SECTION 1 | What Do We Mean by *Economic Complexity*?
- 19  SECTION 2 | How Do We Measure *Economic Complexity*?
- 26  SECTION 3 | Why Is *Economic Complexity* Important?
- 34  SECTION 4 | How Is *Complexity* Different from Other Approaches?
- 50  SECTION 5 | How Does *Economic Complexity* Evolve?
- 64  SECTION 6 | How Can This Atlas Be Used?
- 68  SECTION 7 | Which Countries Are Included in This Atlas?




PART 2

COMPLEXITY RANKINGS

- 72  RANKING 1 | *Economic Complexity Index*
- 78  RANKING 2 | *Complexity Outlook Index*
- 84  RANKING 3 | *Expected Growth in Per Capita GDP to 2020*
- 90  RANKING 4 | *Expected GDP Growth to 2020*
- 96  RANKING 5 | *Change in Economic Complexity (1964-2010)*

PART 3

COUNTRY PAGES

- 104  | *How to Read the Country Pages*
- 108  | *Albania*
- ⋮
- 358  | *Zimbabwe*