



SUDAN

ECONOMIC COMPLEXITY INDEX [2010] **> -1.664 (124)**

COMPLEXITY OUTLOOK INDEX [2010] **> -1.171 (126)**

EXPECTED GDP_{Pc} GROWTH * **> 0.2% (113)**

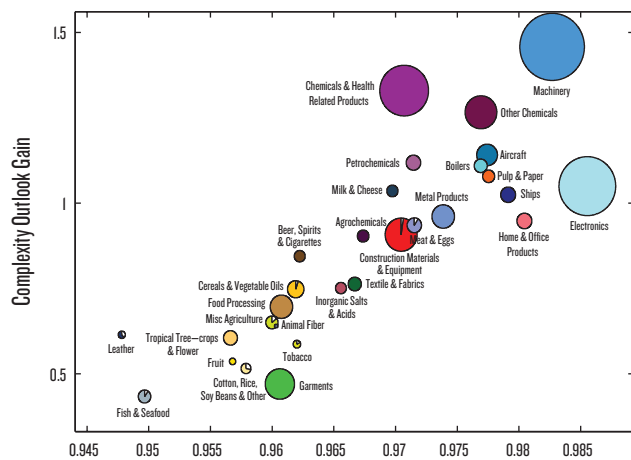
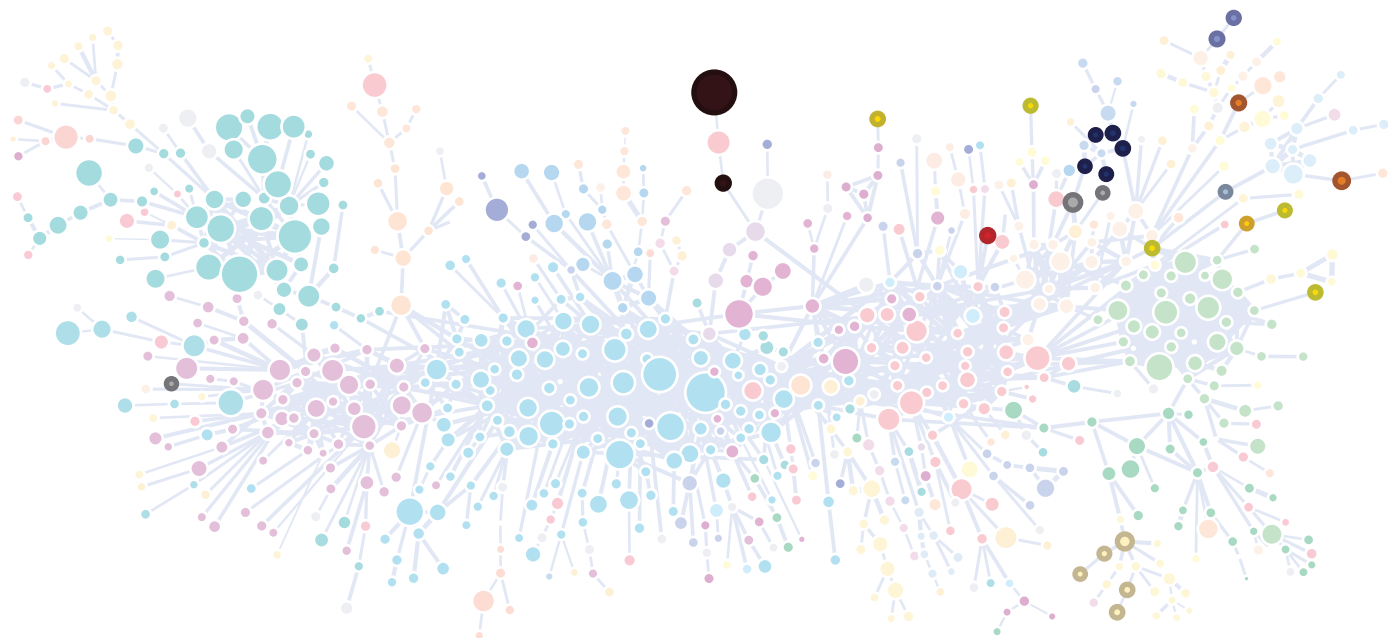
*Expected annual average for the 2010-2020 period.

2010

PRODUCT SPACE

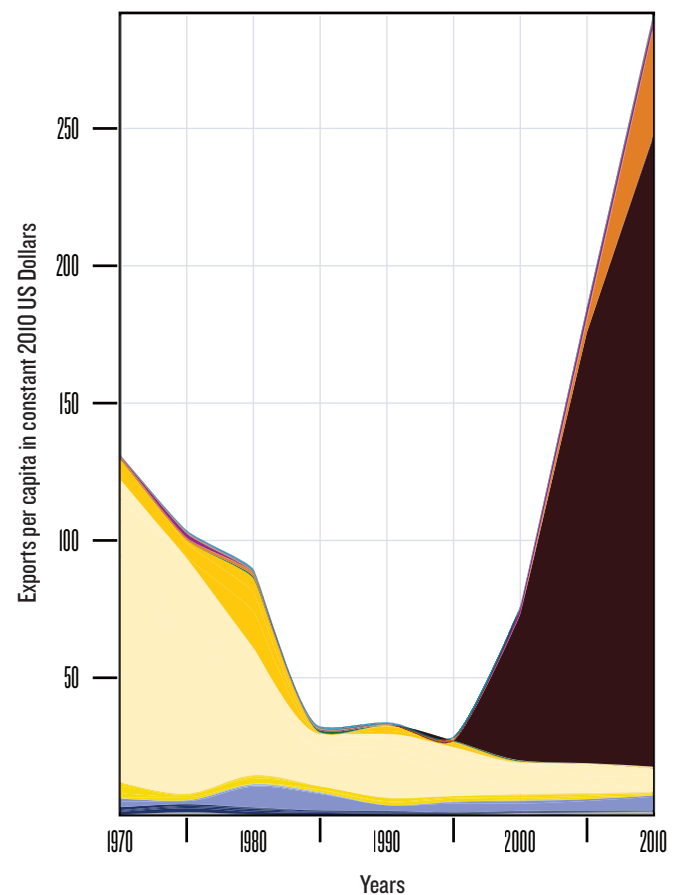
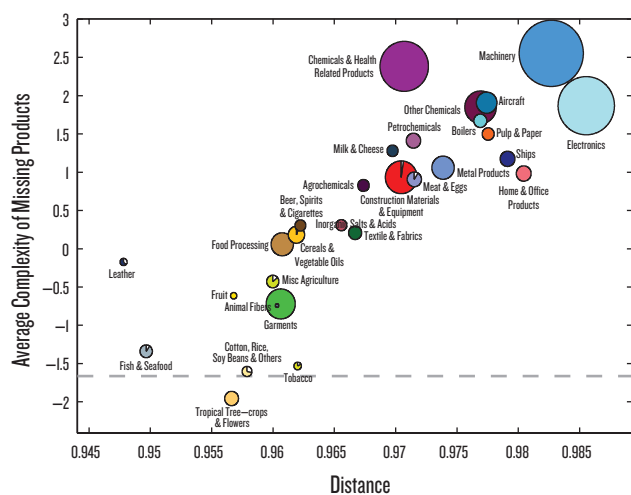
○ PRODUCTS EXPORTED WITH RCA > 1
● PRODUCTS NOT EXPORTED WITH RCA > 1

NODE SIZE IS PROPORTIONAL TO WORLD TRADE

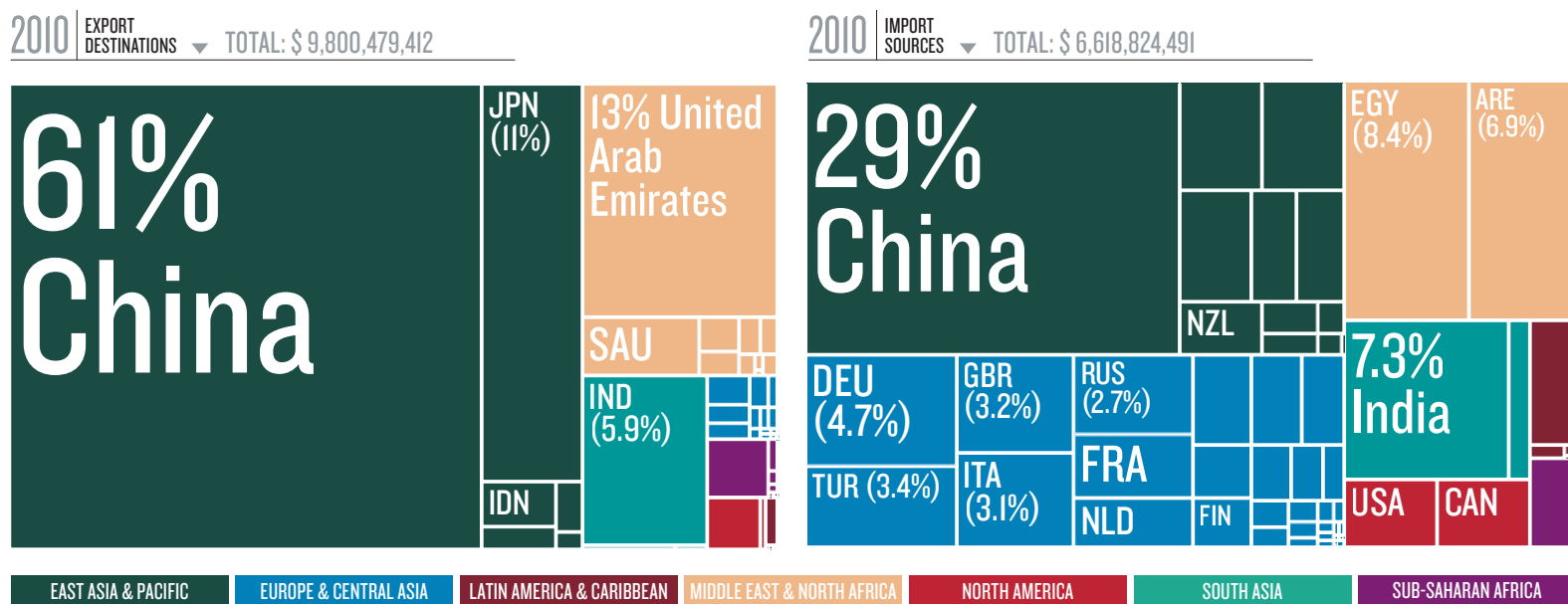
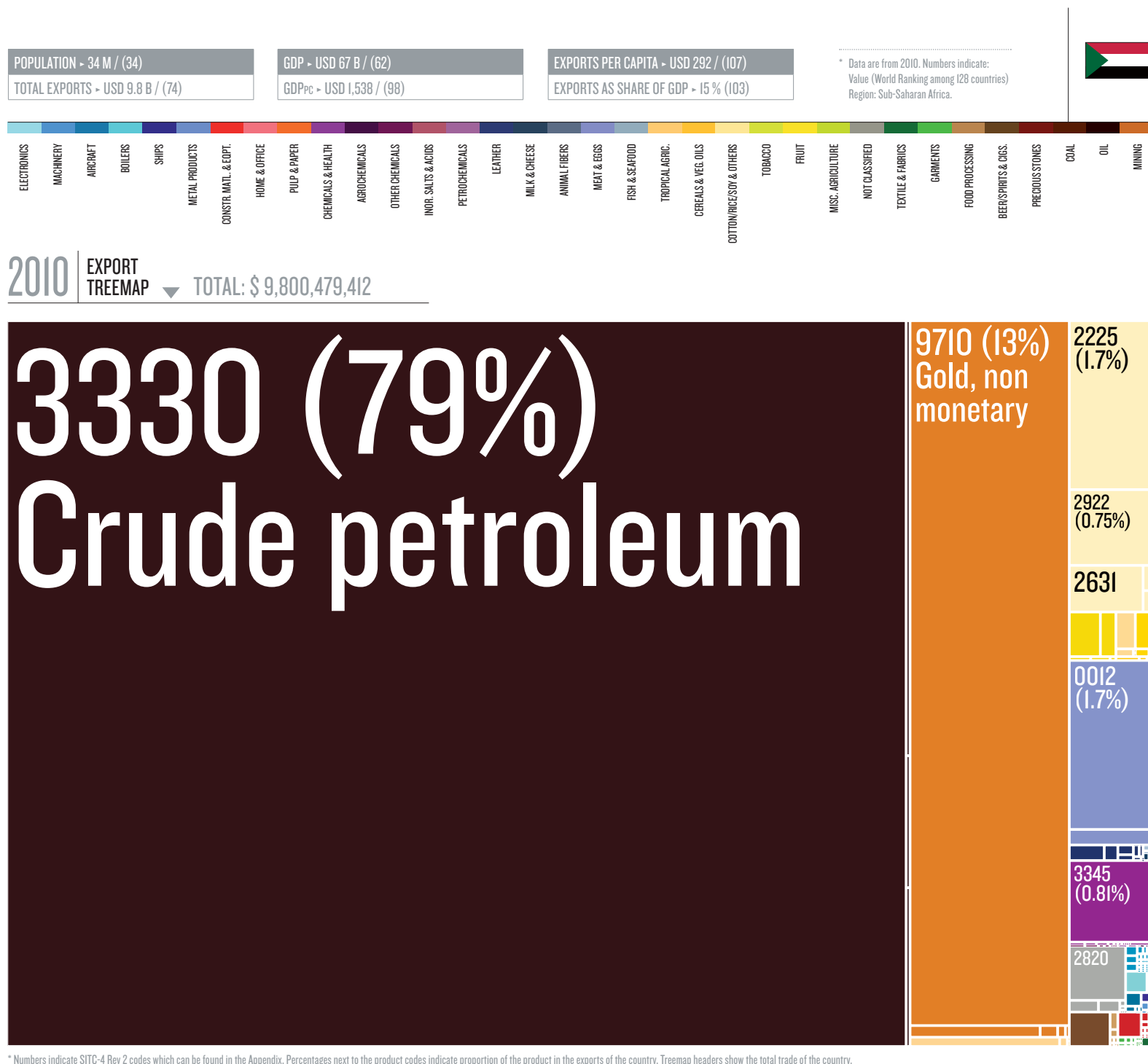


2010
EXPORT OPPORTUNITY SPECTRUM

● FRACTION OF PRODUCTS WITH RCA > 1
● 22% OF WORLD TRADE (WT)
● 6% OF WT
● 2% OF WT
● 0.8% OF WT
● 0.06% OF WT



2010
EVOLUTION OF EXPORT COMPOSITION



The Atlas of Economic Complexity

Mapping Paths to Prosperity

By: Ricardo Hausmann, César A. Hidalgo, Sebastián Bustos, Michele Coscia, Alexander Simoes, Muhammed A. Yildirim

Citation:

The Atlas of Economic Complexity: Mapping Paths to Prosperity

By: Ricardo Hausmann, César A. Hidalgo, Sebastián Bustos, Michele Coscia, Alexander Simoes, Muhammed A. Yildirim

DOI: 10.7551/mitpress/9647.001.0001

ISBN (electronic): 9780262317719

Publisher: The MIT Press

Published: 2014



The MIT Press

THE ATLAS OF ECONOMIC COMPLEXITY
MAPPING PATHS TO PROSPERITY



AUTHORS:
Ricardo Hausmann | César A. Hidalgo | Sebastián Bustos
Michele Coscia | Alexander Simoes | Muhammed A. Yildirim

ACKNOWLEDGMENTS

The research on which this Atlas is based began around 2006 with the idea of the product space. In the original paper published in Science in 2007, we collaborated with Albert-Laszlo Barabasi and Bailey Klinger. The view of economic development of countries as a process of discovering which products a country can master, a process we called self-discovery, came from joint work with Dani Rodrik and later also with Jason Hwang. We explored different implications of the basic approach in papers with Dany Bahar, Bailey Klinger, Robert Lawrence, Francisco Rodriguez, Dani Rodrik, Charles Sabel, Rodrigo Wagner and Andrés Zahler. Throughout, we received significant feedback and advice from Lant Pritchett, Andrés Velasco and Adrian Wood. We would also like to thank Sarah Chung and Juan Jimenez for their contributions to the 2011 edition of The Atlas.

We want to thank the dedicated team that runs Harvard’s Center for International Development (CID) for helping bring The Atlas to life: Marcela Escobari, Jennifer Gala, Andrea Carranza, Melissa Siegel, Victoria Whitney, Adriana Hoyos, Erinn Wattie and Anne Morriss. We are also indebted to the NeCSys team at the MIT Media Lab and to Sandy Sener. We thank the leadership at Harvard Kennedy School and the MIT Media Lab who were early enthusiasts of our work. The editorial design of this book was produced by Draft Diseño (www.draft.cl). We would like to especially acknowledge the contributions of Francisca Barros and Draft Diseño team.

2013 Center for International Development, Harvard University

All rights reserved.No part of this book may be reproduced in any form by any electronic or mechanical means (including photocopying, recording, or information storage and retrieval) without permission in writing from the publisher.

MIT Press books may be purchased at special quantity discounts for business or sales promotional use. For information, please email special_sales@mitpress.mit.edu or write to Special Sales Department, The MIT Press, 55 Hayward Street, Cambridge, MA 02142.

This book was printed and bound in Malaysia.

Library of Congress Cataloging-in-Publication Data.

The atlas of economic complexity: mapping paths to prosperity / edited by Ricardo Hausmann and César A. Hidalgo.
p. cm
Includes bibliographical references.
ISBN 978-0-262-52542-8 (pbk. : alk. paper)
1. Technological innovation—Economic aspects. 2. Industrial management—Economic aspects. 3. Economic development. 4. Gross domestic product. I. Hausmann, Ricardo. II. Hidalgo, César A. (Professor)
HC79.T4A85 2013
330.1—dc23
2013010258

10 9 8 7 6 5 4 3 2 1