

Living in Living Cities

Carlos Gershenson*

Universidad Nacional Autónoma
de México

Abstract This article presents an overview of current and potential applications of living technology to some urban problems. Living technology can be described as technology that exhibits the core features of living systems. These features can be useful to solve dynamic problems. In particular, urban problems concerning mobility, logistics, telecommunications, governance, safety, sustainability, and society and culture are presented, and solutions involving living technology are reviewed. A methodology for developing living technology is mentioned, and supraoptimal public transportation systems are used as a case study to illustrate the benefits of urban living technology. Finally, the usefulness of describing cities as living systems is discussed.

Keywords

Living technology, urbanism, adaptation, robustness, learning, self-organization

A version of this paper with color figures is available online at http://dx.doi.org/10.1162/artl_a_00112. Subscription required.

I Urban Advantages and Disadvantages

More than half of the world population lives in cities [33]. With 180,000 people moving to cities every day [82], the urban population is expected to grow, reaching 70% of the global population by 2050 [28, 113].

There are several advantages of urban settlements, such as smaller energy requirements per capita, higher incomes, innovation, and productivity [23, 24, 69]. In spite of—or perhaps because of—being highly attractive for people, modern cities also face several problems, such as congestion, crime, disease, pollution, and other social problems.

There have been several proposals concerning every urban problem, with different degrees of success. There are cities where the major problem concerns mobility (Mexico City, Beijing [70]), safety (Ciudad Juárez, Baghdad), unemployment (Detroit, Madrid), segregation (Chicago, Pretoria), traffic accidents (El Cairo, Dar-es-Salaam), or lack of infrastructure (Lagos, Kabul). Since there are different causes for different problems, there will be no single solution for all urban problems: Several solutions have to be explored in parallel.

Urban planning has been guiding the development of cities for decades, at least in developed countries. Planning is certainly useful: It is better to deal with situations before they become problematic. However, urban planning has been rigid so far: How can future requirements be predicted as cities grow and embrace new technologies and customs? Just as a century ago cities were not planned for the use of cars as a major means of transportation, cities cannot be planned now for their requirements of the next 50 years. Moreover, it is only recently that researchers have been able to develop descriptive models of urban growth [3, 4, 93, 118, 137].

* Departamento de Ciencias de la Computación, Instituto de Investigaciones en Matemáticas Aplicadas y en Sistemas; and Centro de Ciencias de la Complejidad; Universidad Nacional Autónoma de México, A.P. 20-726, 01000 México D.F. México. E-mail: cgg@unam.mx <http://turing.iimas.unam.mx/~cgg>

The limitations of urban prediction are due to the complexity of cities [60, 64, 78]. Complexity implies that the components of a system are not separable. This lack of separability is due to relevant *interactions* between components: The future state of components is codetermined by interactions, which cannot be enumerated, ordered, or predicted. Thus, prediction from initial and boundary conditions is limited.

Cities can usefully be described as complex systems [15, 16, 107], since their components interact and codetermine their future. Thus, urban planning is limited [135] by the very nature of their complexity. This does not imply that general properties of cities cannot be estimated, but that precise prediction is hopeless. To complement this lack of prediction, living technology can serve cities by providing a greater degree of adaptability and robustness.

In the next section, an overview of living technology and its properties is given. Section 3 provides an extensive (although non-exhaustive) description of urban problems and solutions offered by living technology. In particular, problems in mobility, logistics, telecommunications, governance, safety, sustainability, and society and culture are discussed. Section 4 offers guidelines to develop urban living technology, using public transportation systems as a case study. The article concludes with a discussion on the usefulness of describing cities as living systems.

2 Living Technology

The term *living technology* has been used to describe technology that is based on the core features of living systems [19]. Living technology is adaptive, learning, evolving, robust, autonomous, self-repairing, and self-reproducing.

Adaptation [80, 81] can be described as useful change in a system in response to changes in its environment [52, p. 19]. Living systems are constantly adapting because their environment is dynamic. Adaptive technology is necessary where problems are dynamic. Certainly, there are different degrees of adaptation: A thermostat adapts only to changes of temperature, while an autonomous car has to adapt to changes in roads, traffic states, other vehicles, behavior of drivers, and so on.

Learning and *evolution* can be seen as a second-order adaptation, since they imply a permanent change in a system. In other words, after learning or evolution, a system will respond in a different way to similar circumstances. Learning and evolution occur at different time scales: Learning is a type of adaptation within a lifetime, while evolution is a type of adaptation across generations. Learning and evolving technologies are useful because they can adapt to novel circumstances. With these properties, the same system will be able to function in a broader range of situations. This increases the potential variety and complexity that the system can cope with [9, 12, 58].

A system can be said to be *robust* if it continues to function in the face of perturbations [130]. Robustness—also called resilience—is prevalent in living systems and desired in technology [83, 128], as it complements adaptation by allowing a system to “survive” changes in the environment before it can adapt to them. Robustness and adaptation are deeply interrelated, since they are different ways to cope with unpredictable environments. Robustness is passive (changes are resisted by the system), while adaptation is active (changes cause a reaction in the system). Robustness can be promoted by different properties [59], such as modularity [30, 106, 117, 119, 131], degeneracy [43, 46, 129, 134], and redundancy [65].

Autonomy [13, 88, 98] implies a certain independence of a system from its environment. Adaptation and robustness are requirements for autonomy, since they enable a system to withstand perturbations. Additionally, autonomy of a system implies a certain degree of control over its own production [94, 127] and behavior [53]. Living systems have a high degree of autonomy. Technology has a tendency to become more and more autonomous with respect to humans: from robots [21] to trading algorithms in stock markets [37]. This enables technology to respond to changes at faster rates. However, autonomous technology is also generating faster changes that affect other technologies.

Self-repair and *self-reproduction* can be seen as particular cases of *self-organization* [63]. Almost any system can be said to be self-organizing [10]. However, it is useful to describe a system as self-organizing

when one is interested in relating how the interactions of elements affect the global properties of the system. This can be applied to living systems at several scales. For technology, self-organization can be used as an approach to build adaptive and robust systems [52]: Interactions are designed so that elements find solutions by themselves. Thus, systems can adapt constantly to changes in their environment.

There cannot be a sharp distinction between nonliving and living technology (just as there cannot be a sharp distinction between nonliving and living systems). Nevertheless, it can be said that technology will be “more living” as it has more and more of the core properties of living systems.

Living technology can be distinguished as primary or secondary [19, p. 91]. *Primary* living technology is constructed from nonliving components, while *secondary* living technology depends on living properties already present in its elements. Cities are secondary living technology, since living systems (humans, animals, plants, bacteria) are part of urban spaces. Nevertheless, the nonliving components of cities have been acquiring with technology certain aspects of living systems, as mixed networks of soft, hard, and wet ALife [19, p. 92].

If cities always included living systems, have they always been using living technology? The answer depends on the deep question of the definition of life, which is far from being settled. To be able to decide “how living” a system is, measures based on information theory can be used [53]: We can measure how much the information of a system depends on the information of its environment. In this sense, “more living” systems are those that are more autonomous, that is, they produce more information about themselves than the information about themselves produced by their environment. Still, this measure depends on the scale at which the information is measured [62]. For example, it can be argued that a bacterium is more autonomous than a cell in a multicellular organism because it produces more of its own information. However, a multicellular organism produces more information about itself than a bacterial colony, since its organization at the multicellular scale can maintain its own integrity to a larger degree than the bacterial colony [58]. Thus, it can be argued that the organism is more autonomous than the colony at the multicellular scale.

If we are interested on deciding “how living” urban technology is, we have to measure how much an urban system is able to produce its own information, which reflects its organization and thus control over its own dynamics, *at the urban scale*. Different urban systems can be composed by the same living and nonliving components, for example, traffic (drivers, pedestrians, vehicles, traffic lights, etc.). But different organizations of the urban system (e.g., traffic light coordination methods) will deliver different informational measures for the system, which will reflect their abilities to adapt, learn, evolve, and self-repair. For each urban system, if we increase its “liveness” with living technology, the system will be able to deliver better performance than a system without the properties of living systems.

3 Solutions for Urban Problems

Cities have been described metaphorically as organisms (e.g., [35, 121]): They grow, and they have a metabolism, an internal organization, and transportation networks for matter, energy, and information—in particular, telecommunications that have been characterized as “nervous systems.” Urban areas also reproduce and repair themselves, although their mechanisms are more akin to grasses than to animals. Even thermodynamically, cities take matter, energy, and information from their environment, transform them, and produce waste to maintain their organization, just like living systems. However, Lynch [92] argued that descriptions of modern cities as living organisms or as machines are inadequate, even when they contain all 20 subsystems required by living systems, as defined by Miller [96]. Still, the promise of living technology towards improving urban systems and thus transforming the nature of cities was not yet considered three decades ago. Moreover, Batty [17] has recently argued that the scientific study of cities is transitioning “from thinking of ‘cities as machines’ to ‘cities as organisms.’”

Bettencourt et al. [24] discovered that—in spite of several similarities—various properties of cities belong to different universality classes than those of biological organisms. Nevertheless, similar to living organisms, cities are constantly adapting [23]. In any case, this article is not focused on deciding whether cities are usefully described as living systems or not, but on exploring the use of living technology to solve urban problems.

Traditional approaches are efficient for *stationary* problems: a solution is found, it is implemented, and the problem is solved. However, most urban problems are *nonstationary* [14, 47, 61]: Their population changes over years; opinions can change within days; energy, resource, and waste requirements change with the seasons and with the hours of the day; traffic changes every second. Not only do changes occur constantly in urban spaces, but they occur at different scales. Solutions to these problems have to be robust and adapt, *matching the scales* at which changes take place [52, 57].

Since urban problems are dynamic, urban technology has to find new solutions as problems change, by adapting, learning, and evolving. Living technology can offer this type of solution [2, 95]. Moreover, cities have been invaded by information technology [87], becoming a mesh of sensors, actuators, and controllers, exploiting the combined abilities of citizens and technology.

Biourbanism [136] has already proposed a similar path, looking at interdependences between all the components of urban systems, focusing on sustainability and ecology. Biourbanism proposes the use of technologies that are closer to biology with the aim of having a reduced impact on the environment.

Information technology (IT) is bringing several properties of living systems to urban spaces [87]. IBM's smart cities program aims at solving some urban problems with the aid of IT [39, 72]. The FuturICT European flagship project [73] proposes the integration of techniques from several disciplines to solve global problems, many of them urban. The Earth 2.0 project¹ is also proposed at a global scale, using IT to build more adaptive and sustainable global and urban systems. The organic computing paradigm [99] focuses on information-processing systems with properties of living systems. Organic systems can be considered as living technology.

In the next sections, several urban problems and potential solutions with living technology are presented.

3.1 Mobility

The movement of people and goods is one of the major urban problems. It requires expensive infrastructure (roads, rails, ports, stations, bridges, vehicles, fuel, signalization). When mobility is inefficient or saturated, people lose time and money, they experience stress, and more pollution is generated. Overall, the quality of life is reduced when mobility is limited or not efficient. There are several problems related to urban mobility, so there will be no single solution for all of them [29]. At least eight interrelated aspects of urban mobility can be identified:

- **Transportation requirements.** There is no mobility problem if people and goods do not have to be displaced. It is not possible for everyone to study, work, and grow produce at home, but many actions can be taken to reduce the need of moving people and merchandise, that is, the mobility demand.
- **Scheduling.** Congestion occurs when there are too many people in the same place at the same time. If people can transport themselves with more flexible schedules, then the demand of rush hour can dissipate over longer periods of time.
- **Quantity.** Too many vehicles or people saturate roads and public transportation systems. To reduce this, some cities use measures to demotivate use of private vehicles, such as high taxes, congestion charges, and limited parking. More flexible approaches to reduce vehicle quantity are carpooling and carsharing [49] (e.g., Zipcar and Buzzcar).

¹ <http://earth2hub.com>

- **Capacity.** Building more and broader freeways, bike lanes, public transportation systems, and efficient traffic lights increases the capacity of urban mobility. An increased capacity can be expensive, although technology can allow for increases in capacity at reduced costs.
- **Behavior.** Inadequate behavior of drivers or passengers can lead to delays in transportation. Examples for drivers include speeding, compulsive lane changing, and texting while driving. Examples for passengers include pushing and blocking, which can occur in various circumstances. Potential interventions for restricting inadequate behaviors and promoting positive behaviors include education campaigns, fines, real-time information, and social participation [120].
- **Infrastructure and technology.** Infrastructure such as freeways, public transportation, bike lanes, and vehicle sharing systems can contribute to improving mobility. Technology can complement infrastructure by enhancing its capacity. For example, traffic sensors can be used to coordinate traffic lights, avoid traffic jams, and suggest alternative routes.
- **Society.** In most societies, owning a car confers prestige, reflecting economic success. However, people are becoming so successful that roads are saturated. In several cities, people naturally prefer alternative modes of transport. With social acceptance of alternatives to car-owning, it will become easier to balance different modes of transportation away from private cars.
- **Planning and regulation.** Even though urban planning has limitations, cities suffer when there is no urban planning at all. In many cities this is complicated because politicians and not urbanists make the decisions on urban projects. Also, some cities do have planning and projects, but there is no enforcement or regulation. Thus, plans never materialize and projects never are implemented.

Different actions can be taken to improve different aspects of the eight factors mentioned above. For example, more capacity can be built. But if the quantity increases faster than the capacity, the improvement will be severely limited and problems will not be solved. In general, all of the eight factors have to be considered in parallel to improve urban mobility. In the next sections, examples of potential applications of living technology to address different problems in urban mobility are presented.

3.1.1 Public Transportation

When thousands or even millions of people have to move in urban areas through similar routes, mass transit becomes a better alternative than private motor vehicles. Metro, bus rapid transit (BRT), trams, buses, and trains have been used since the nineteenth century for this purpose.

According to theory, passengers arriving randomly at stations wait the least when headways—the temporal intervals between vehicles—are equal [133]. However, this configuration is always unstable, for all public transportation systems [66]. Random arrivals at stations will cause some stations to be busier than others. When a vehicle arrives at a busy station, it may be slightly delayed, increasing the headway with the vehicle ahead and reducing the headway with the vehicle behind. The longer headway may cause further delays at the next station, increasing even more the headway with the vehicle ahead and decreasing even more the headway with the vehicle behind. This instability leads to the formation of *platoons* of vehicles that degrade the service, leading to long delays for passengers. There have been several approaches to dealing with equal-headway instability in particular transportation systems [126].

Recently, it was found that transportation theory had made a misguided assumption for decades [57]—namely, that vehicles along a route will have the same travel time—thus emphasizing methods that aim at maintaining equal headways, reducing waiting times for passengers *at stations*. However, in order to maintain equal headways, some vehicles have to idle at stations. A self-organizing method

was proposed [57], where the equal headways are relaxed, and even when passengers wait more at stations, the total travel times are reduced by a slower-is-faster effect [75, 77]. The proposed method uses *antipheromones* to make local decisions depending on neighboring vehicles and passenger demands at current stations, adapting to changing demands and delivering a *supraoptimal* performance. The details of this solution are discussed as a case study in Section 4.1.

3.1.2 Traffic Lights

The coordination of traffic lights is an exponential-complete problem [89, 103]. Moreover, the traffic configuration changes constantly, as demands at intersections vary at the seconds scale. For this reason, fixed, optimizing approaches are limited for traffic light control [67].

Adaptive methods, some of which are biologically inspired, have been proposed to regulate traffic lights. Faieta and Huberman [45] proposed an algorithm inspired by firefly synchronization, and Ohira [102] proposed a controller based on an analogy with neural networks.

Self-organizing traffic lights [34, 36, 51, 68, 76, 89, 108] can adapt to the local traffic demand, leading to an emergent and robust global coordination of traffic lights. Some of these methods are in the process of being implemented [90], yielding considerable reported improvements in waiting times for cars, pedestrians, and public transport. This leads to economic, energy, environmental, and social savings.

3.1.3 Real-Time Information

The commercialization of GPS devices allowed drivers to query for the shortest route to their destination. However, once several people were using GPS, shortest routes were saturated, since everyone was advised to follow them. Shortest was not fastest. Real-time information—available for decades in radio traffic reports—can help drivers adapt their route according to the current traffic situation. One limitation of radio reports is that they are broadcast: All drivers get the same information, most of which might not be relevant, and drivers cannot demand particular information. This situation has changed in recent years, with applications such as Google Maps² and Waze,³ which provide real-time traffic information on demand.

A key element of real-time information systems consists of sensors [32, 40]. Once traffic states are detected, broadcasting them or making them available is relatively straightforward. Since there are different types of sensors (fixed, mobile), sensor integration [109] is a relevant means to obtain useful information.

Intervehicle communication can provide useful real-time local information, which can be exploited to adapt to dynamic traffic states and improve traffic flow [86].

Real-time information for public transportation systems can also help passengers to adapt their routes more efficiently, and even their behavior [66].

In general, location-based services offer a broad application potential [110].

3.2 Logistics

Biologistics [74] takes account of the fact that the organization, coordination, and optimization of various material flows is not restricted to artificial systems, but living systems also have to deal with material flows. Moreover, living systems can handle material flows efficiently, adaptively, and robustly, and learn from past experiences. Thus, with biological inspiration, using principles of modularity, self-assembly, self-organization, and decentralized coordination, artificial logistic systems can be designed that can adapt efficiently to changes of demand.

A drawback to traditional approaches in logistics is that the supplies and demands for different goods are dynamic and unpredictable. This requires approaches where systems can adapt to changing

² <http://maps.google.com>

³ <http://www.waze.com>

demands at the same scale at which changes occur. For example, swarm intelligence [27, 85, 125] has been applied to several problems in logistics [122].

Computationally, algorithms inspired by swarms and by neurons are equivalent [55], since they function at multiple scales, allowing them to compute solutions faster and at the same time adapt to changes in problems more slowly. This is a desired property in logistics and many other areas.

3.3 Telecommunications

A distinction can be made between synchronous and asynchronous communication [38, 54]. IT has reduced delays of information transmission, allowing for technologies with faster response. Moreover, IT has made it possible to shift from broadcast information to information on demand. Availability of information is a requirement for living urban technology, since relevant information is required in order to adapt, learn, and evolve. This was already illustrated in Section 3.1.3.

Telecommunications have an essential role in the use of living technologies in urban spaces—not only for information transmission among citizens, but also among devices and systems [111]. For this purpose, several approaches have been proposed to build adaptive, flexible, and robust telecommunication networks [41, 42]. These networks are becoming so complex and operate at such speeds that their technology can only function efficiently by exhibiting the properties of living systems.

Telecommunication systems not only are relevant for transmission of information, but enable other uses of living technology in urban spaces, such as governance [105].

3.4 Governance

Bureaucracies are often seen as rigid, slow, and inefficient. Living technology can enable the adaptive transmission of relevant information to govern cities [54]. Any adaptive system requires sensors to be able to detect when changes are required. An obstacle in governance is that sensors are too poor to allow governments to make informed decisions. Simply, there is no infrastructure to detect what the requirements of citizens are. For example, India is connecting 250,000 local governments (panchayats) to deliver and obtain information to and from citizens [101].

Sensors are important, but are not the only aspect where changes are being made. Technology can also be used to make better collective decisions [114, 115]. This possibility enables societies to respond adaptively to different situations. It also helps governments to better administer cities.

Governments have also been making their data publicly available, so that citizens can use this information in novel ways [25]. Opening data and information enables many potential applications. Also data created by citizens can be useful. For example, after the 2010 Haiti earthquake, people used OpenStreetMap⁴ to improve maps and assist rescue and humanitarian aid efforts, using satellite pictures to identify collapsed buildings, refugee camps, and other damage.

The availability and processing of masses of urban data open the potential for governments that adapt constantly to changes in demand by their citizens. Moreover, they allow increased citizen participation in governance, slowly attenuating the differences between governors and the governed. An extreme democracy might be reached where the opinion of every citizen had the same weight on any political question. This could be achieved only with living technology, since such a system would have to adapt constantly to the changes in the population.

3.5 Safety

In a similar way to how living technology can improve governments, it can improve urban safety. On the one hand, prompt and adaptive response to natural and artificial catastrophes is facilitated. On the other hand, an urban mesh of sensors can increase public safety by monitoring public and private spaces, thus increasing citizen accountability. Simply having cameras to detect traffic infractions forces people to comply with traffic rules, which—if designed properly—lead to increased road safety.

⁴ <http://www.openstreetmap.org/>

Artificial immune systems (AISs) have been proposed to prevent intrusions in networked systems [79]. AISs exhibit properties of their biological counterparts: They are distributed, robust, dynamic, diverse, and adaptive. Since intrusions are seldom repeated, security systems have to be flexible enough to adapt and respond to novel situations constantly.

If used properly, living technology could also reduce crime rates. Having an effective police force is not a solution for urban crime, since its causes seem to lie in unemployment, lack of opportunities, social influence, and several other factors [132]. Nevertheless, crime prevention is necessary, and it will be more effective if it exhibits properties of living systems [44], since changing circumstances, trends, and behaviors constantly open new niches for crime. Thus, effective crime prevention has to adapt to these changes, to learn from previous experiences, and to be robust in the process. It might be just a coincidence, but life has become safer as technology has evolved [104]. The causal relations between technology and safety have yet to be explored, but this trend probably will continue, increasing safety as technology becomes “more living.”

3.6 Sustainability

Sustainability is the capacity to endure. For cities, sustainability involves not only environmental relations, but also economical and social ones. Material and energy resources are required to fuel cities, as are economic and social benefits to attract and sustain citizens [124].

Concerning material sustainability, pollution has to be considered. If less waste is produced, then the complexity of waste management will be reduced. Cleaner and more efficient technologies can help in this direction. For example, if traffic flow is more efficient, less pollution will be produced by motor vehicles. Also, local production reduces transportation and transmission burdens, but the cost of production may be higher. Thus, a balance between mass production (cheaper to produce, but distribution required) and local production (more costly to produce, but cheaper to distribute) should be sought. Nevertheless, living technology can contribute to both reducing the cost of local production and increasing the efficiency of distribution (see Section 3.2).

Synthetic biology [22] (wet second-order living technology) is promising for producing cleaner fuels [91], as well as technology to reduce or prevent pollution, such as buildings that absorb carbon dioxide and bioluminescent trees that do not require electricity [6].

The efficient and adaptive production and distribution of energy, as envisioned by the concept of a smart grid [5, 50], is similar to other urban problems: There is varying demand, as well as varying production, which ideally should match the demand. Living technology can certainly benefit energy grids, coordinating local generation of energy and distributing it on demand.

Another application of living technology is the dynamic regulation of rainwater to collect water and prevent floods, where catchment systems react to the weather forecasts and water supply levels [97, 116].

Smart skins for buildings have also been proposed for temperature regulation, minimizing energy consumption [112].

A sustainable economy should produce more than what it consumes. Moreover, it has to accommodate employment, opportunities, and pensions for dynamic populations (aging in some countries, growing rapidly in others). W. Brian Arthur has recently described “the second economy” [7], based on information technology, where processes are interacting, adapting, and having an effect on the “physical” economy. Arthur mentions that the second economy has properties of living systems, since digital devices and processes are starting to sense, compute, make decisions, and perform actions adaptively and independently of humans.

Businesses and enterprises also have to develop and acquire living technology, since the demands of the markets are changing constantly and at increasing speeds. Organizations that are adaptive and robust will have better chances of enduring unpredictable changes in the economy. Moreover, urban living technology is itself a novel business niche [8].

Living technology can also have a positive effect on the social aspects of urban spaces. Safety was already mentioned, but in general living technology can help citizens to be more cooperative. Take

the example of driving: In some cases it might be beneficial for a driver to drive in a way that harms other drivers, tempting them to do the same. When a few drivers follow this behavior, the traffic becomes worse for everybody, including those that attempt to get a benefit. Cooperation has been extensively studied with game theory [11, 100]. Living technology can provide several approaches to promoting cooperation. On the one hand, those who do not cooperate could be punished automatically. On the other hand, those who do cooperate could be rewarded. Moreover, living technology could help change situations in such a way that it will be beneficial for individuals to behave in a way that is beneficial for society as well. In other words, if the payoff for cooperating is always the highest, there will be no social dilemmas: Everybody will selfishly cooperate.

3.7 Society and Culture

One example of a social benefit is innovation, which is already promoted by cities [24]. Can living technology accelerate innovation in cities? It seems that the answer is affirmative, at least indirectly: If living technology can solve at least some of the urban problems mentioned above, it will increase the attractiveness of cities to citizens. Moreover, it will increase the carrying capacity of sustainable cities. Since larger cities tend to be more innovative, and living technology would allow cities to grow even more, it can be concluded that such living cities will have an increased innovation rate: innovation not only in science and technology, but in culture, education, and art.

Since IT and the Internet are reducing the burden of transportation, people are exchanging information remotely and globally, spreading the benefits of urbanization across cities.

Social media—such as Twitter and Facebook—are transforming and facilitating social interactions. For example, “social moods” have been detected [26]. Technology applied to social networks might be used to steer social behavior, for example, preventing unhealthy habits and promoting healthy ones [56].

4 How to Do It?

In the previous section, examples of existing and potential urban living technologies were mentioned. This section will focus on how living technology can be applied to urban problems.

Recently, a methodology was developed for designing and controlling systems that are required to be adaptive and robust, using the concept of self-organization [52]. Instead of designing a system to solve a problem that is changing constantly, with self-organizing systems components are designed so that they find solutions by interacting among themselves. This allows them to *autonomously evolve, learn, and adapt* to changes in the problem and to continue functioning in a *robust* way. The methodology focuses on identifying the nature of interactions in order to eliminate or reduce negative interactions (*friction*) and promote positive interactions (*synergy* [71]). Interaction improvement always leads to system performance improvement [52]. This approach is useful when the problem or situation is unknown, undefined, or dynamic.

This methodology is only one of several that have been proposed with similar aims in the literature. A review and comparison can be found in [48]. Engineering methodologies that embrace complexity are promising for developing living technology. This is because they offer frameworks where artificial systems with the properties of living systems can be developed.

In the next section, public transportation systems are used as a case study where living technology based on self-organization offers even better performance than the theoretical optimum.

4.1 A Case Study: Self-Organizing Public Transportation Systems

Passengers arriving randomly at stations will wait the least time if the headways (intervals between vehicles) are equal [133], as illustrated by Figure 1.

Even when an equal headway configuration is achieved, it is unstable, as explained in Figure 2. It is like an inverted pendulum, where any perturbation kicks the system off balance and brings the pendulum down. In a similar way, public transportation systems “prefer” to have unequal headways,

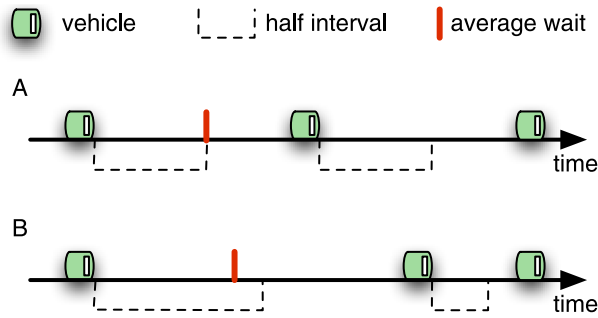


Figure 1. (A) Equal headways lead to shorter passenger waiting times at stations. On average, the waiting time at stations is half the intervehicle interval. (B) With unequal headways, passengers also are expected to wait half the current intervehicle interval, but there is a higher probability of passenger arrival within longer intervals, leading to higher average waiting times [57].

as small delays amplify with a positive feedback, leading to the collapse of the system. Much of public transportation engineering for the past 50 years has dealt with trying to force transportation systems into maintaining an equal-headway configuration [126].

In this situation, a self-organizing method was developed with the aim of not only maintaining equal headways, but also recovering from unequal-headway configurations. Following the inverted-pendulum analogy, the goal was to build a system that would not only prevent the pendulum from falling, but also lift it up from a fallen position.

Inspired by the adaptivity of ant communication [31], the method was tested and refined. One type of ant communication involves the secretion and sensing of pheromones. For example, if an ant finds a source of food, it will return to its nest with some food while leaving a pheromone trail. Other ants have a tendency to follow pheromone trails, proportional to the pheromone concentration. Thus,

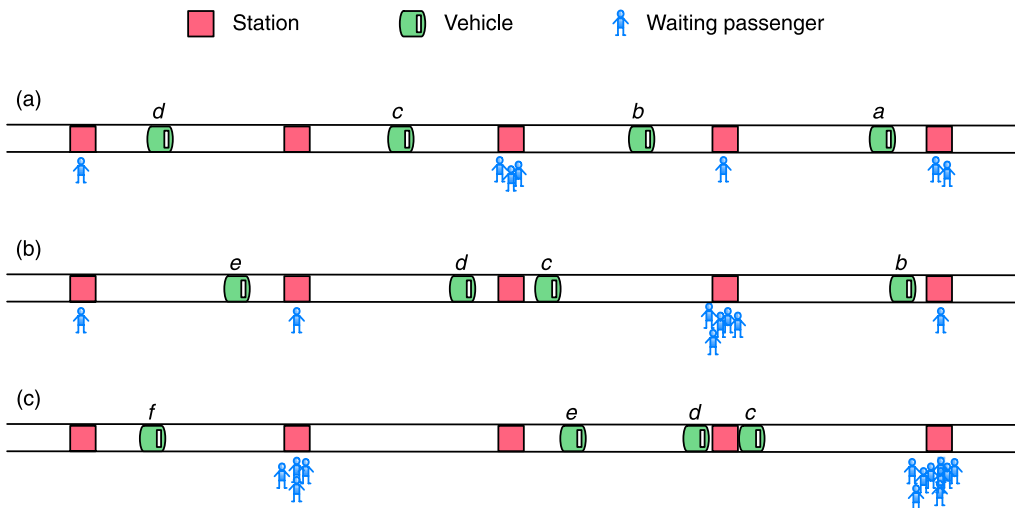


Figure 2. Equal-headway instability. (a) Vehicles with a homogeneous temporal distribution, that is, equal headways. Passengers arriving at random cause some stations to have more demand than others. (b) Vehicle *c* is delayed after serving a busy station. This causes a longer waiting time at the next station, leading to a higher demand ahead of *c*. Also, vehicle *d* faces less demand, approaching *c*. (c) Vehicle *c* is delayed even more, and vehicles *d* and *e* aggregate behind it, forming a platoon. There is a separation between *e* and *f*, making it likely that *f* will encounter busy stations ahead of it. This configuration causes longer waiting times for passengers at stations, higher demands at each stop, and increased vehicle travel times. The average service frequency at stations is much lower for platoons than for vehicles with an equal headway [66].

if more ants follow the pheromone trail and find the source of food, they will also return to the nest, bringing food and reinforcing the pheromone trail, and so increasing the probability of recruiting more ants. Once the food source is exhausted, ants stop reinforcing the pheromone trail, which evaporates with time to prevent more ants from going to an empty source. Once a new source of food is found by exploring ants, new pheromone trails are formed. This communication via the environment is also known as *stigmergy* [123]. Functionally, the cognition of insect colonies mediated by stigmergy is analogous to neural cognition [55].

The self-organizing method proposed for regulating public transportation headways is also stigmergic. However, instead of using pheromones, it uses antipheromones. Pheromones are placed by insects and evaporate with time, thus reducing their concentration. Antipheromones are virtual markers that increase their concentration with time, while they are erased by passing vehicles. A simple algorithm determines how much time each vehicle should spend at each station, depending on the number of passengers waiting at the station, the antipheromone concentration (which is directly proportional to the time since the vehicle ahead departed), and the distance to the vehicle behind [57]. This algorithm enables each vehicle to adapt to the demand at each station, preventing idling that occurs when equal headways are maintained, and allows enough robustness to prevent the platooning of vehicles and flexibility to recover from platooned configurations.

Discrete computer simulations were performed to compare the self-organizing method with a default method, which does not restrict any waiting time and always leads to equal-headway instability, and an adaptive maximum method [66], where there is a minimum waiting time at stations for vehicles and a maximum waiting time is modified depending on the global passenger demand; headways are always maintained, but not recovered. In the simulations, vehicles have a maximum passenger capacity and move discretely one space unit per time step, unless there is another vehicle ahead, passengers are boarding or descending at stations, or there is another restriction, such as one on waiting times at stations. Passengers arrive randomly at stations with a Poisson distribution, every λ time steps on average. When a vehicle arrives at a station, passengers scheduled to descend exit, taking one time step each. Then passengers waiting at the station board, taking one time step each, until the vehicle is full or leaves the station.

The results for a homogeneous scenario, with equidistant stations and initial positions of vehicles and equal passenger demand (λ) at stations, are shown in Figure 3 for four different passenger demands. The headways in the default method collapse (as seen by the high standard deviations of intervehicle frequencies), which leads to very high waiting times. Surprisingly, the self-organizing method, even when headways are not maintained (although the system does not collapse), produced waiting times even lower than those of the maximum method, which maintained equal headways. Theory would tell us that waiting times are optimal for an equal-headway configuration, meaning that the self-organizing method delivers supraoptimal performance. Still, when passenger waiting times are separated into total waiting times and waiting times at stations, the maximum method indeed is seen to have the minimum waiting times at stations, which is what the theory tells us. However, the theory assumes that travel times are independent of waiting times at stations, and they are not. In order to keep equal headways, some vehicles must idle, while others must leave some passengers behind. The self-organizing method is flexible enough so that headways are not maintained but also not collapsed, while passengers at stations are served on demand. Thus, even when waiting times at stations are higher, the total waiting times are lower.

Results for a non-homogeneous scenario, with non-equidistant stations, non-equidistant initial positions of vehicles, and unequal passenger demand (λ) at stations, are shown in Figure 4. The default method collapses as well. The maximum method is not able to recover from the unequal initial headways and maintains them, leading also to high waiting times, even at stations, although not as high as for the default method. The self-organizing method is able to adapt to the non-homogeneous demands in this scenario and delivers performance similar to that of the homogeneous scenario.

The self-organizing method is better than the theoretical optimum because of a slower-is-faster effect [75, 77]. Passengers indeed wait longer at stations, but trying only to minimize passenger

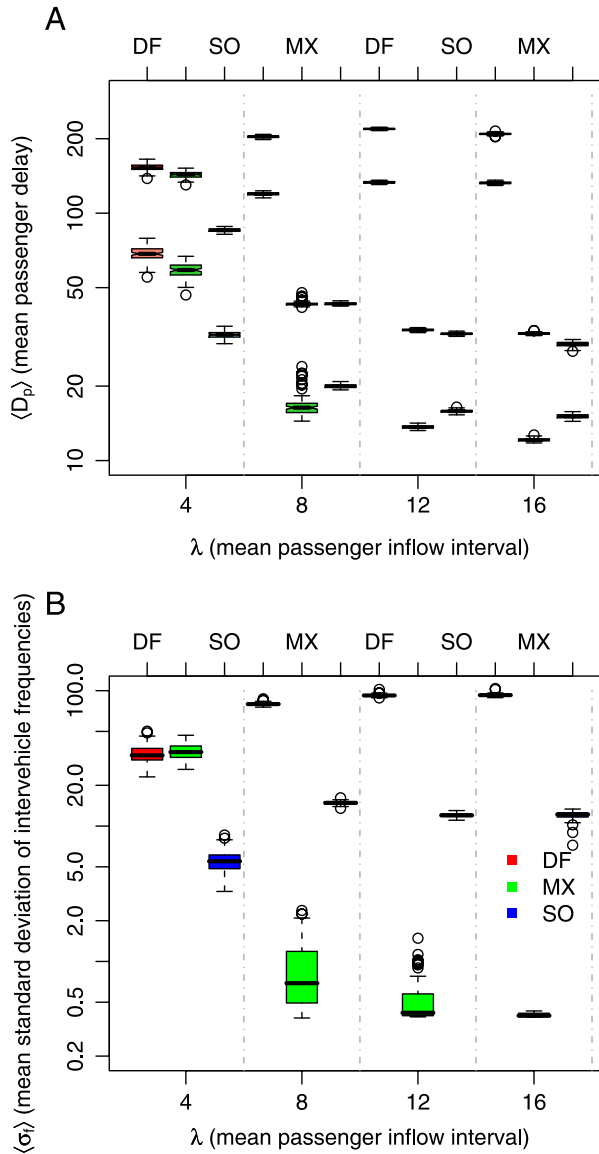


Figure 3. Results for homogeneous scenario. (A) Passenger delays for methods “default” (DF), “max” (MX), and “self-organizing” (SO), for different passenger demands (lower λ means higher demand). Lower boxes in each column show waiting times at stations. Higher boxes show total waiting times. (B) Headway standard deviations. Lower σ_f implies more regular headways. DF shows unstable headways, MX equal headways (except for $\lambda = 4$), and SO adaptive headways. Notice logarithmic scale [57].

waiting time by forcing equal headways leads to friction between vehicles, since vehicles serving stations with different passenger demands will idle and/or leave passengers unattended at stations. Passenger inflow is not predictable, and assuming average flows to force predefined schedules will also lead to friction, for the same reason. On the contrary, the self-organizing method promotes synergy by stigmergy of the vehicles, since they can balance—communicating through the antipheromones—the load of the system without idling and without collapsing, adapting to the current passenger demand at every station and the state of the vehicles. These positive interactions allow the reduction of travel times, which benefit vehicles and passengers.

Traditional public transport regulation is more like clockwork, attempting to impose equal headways on changing demands. The self-organizing method is more like a healthy heart, where different intervals adapt to the instant demands of the system. Our current public transportation systems are more like diseased hearts: either too regular (cannot adapt) or arrhythmic (inefficient).

As this case study showed, living technology (adaptive, robust, self-organizing) can deliver higher efficiency than that of traditional systems. Solutions to urban problems require the properties of living systems because problems are constantly changing. This limits their predictability and thus leads to solutions that are unable to adapt to unforeseen situations. Since living systems make a living out of adapting to unforeseen situations, living technology is an excellent candidate for solving urban problems.

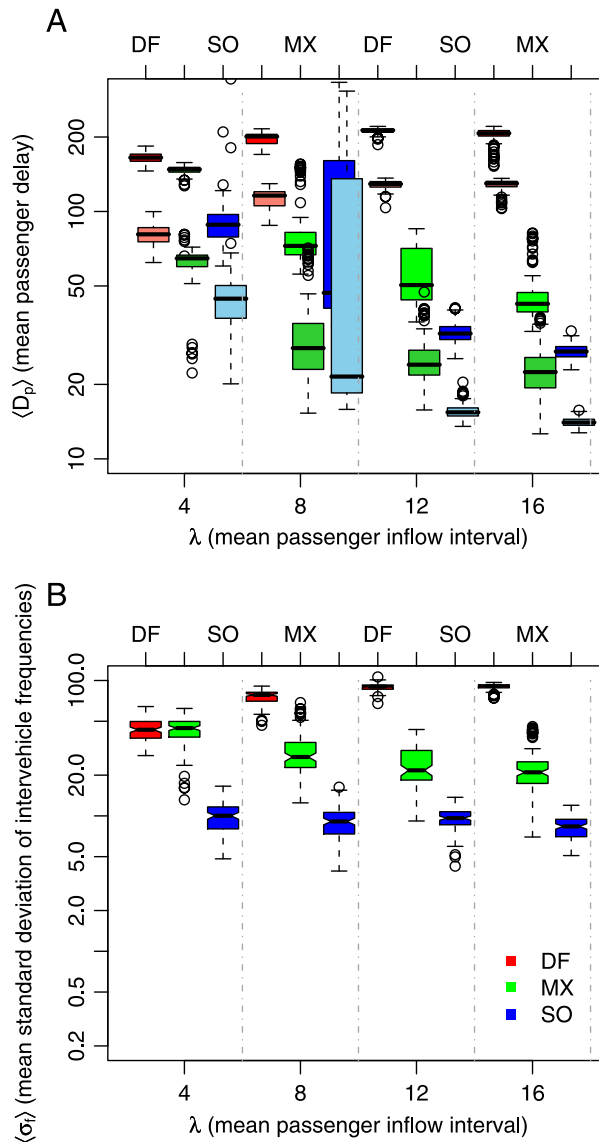


Figure 4. Results for non-homogeneous scenario. (A) Passenger delays for methods “default” (DF), “max” (MX), and “self-organizing” (SO), for different passenger inflow intervals λ . Lower boxes, slightly shifted to the right, in each column show waiting times at stations. Higher boxes show total waiting times. (B) Headway standard deviations. Lower σ_t implies more regular headways. Notice logarithmic scale [57].

5 Beyond the Metaphor: Toward Living Cities

Cities will offer a higher quality of life if they exhibit the properties of living systems. After listing several current and potential urban living technologies, one can ask to what extent speaking about living cities is a mere metaphor and to what extent cities are usefully described as living systems.

Living systems are constantly adapting, learning, and evolving because their environment is always changing at different time scales. Living systems also need to be robust to endure unforeseen perturbations. Efficient cities have to do the same. It is not enough being “smart.” The demands and conditions of cities change constantly at different scales, so they must adapt, learn, and evolve in a robust fashion in order to endure. Cities are not physically similar to living systems (no DNA, no membranes), but functionally, they should exhibit the same properties. From a materialist point of view, it makes no sense to speak about living cities. However, from a functionalist point of view, it is very relevant to speak about the relationships between living systems, artificial life, living technology, and urban systems. This is because the properties of living systems (natural or artificial) can be exploited to solve urban problems, making cities more adaptive and robust.

If a notion of life based on entropy or information is used [1, 53], then one can even measure to what extent different cities can be considered to be alive, with a continuous transition between non-living and living systems [18]. In nontechnical terms, if a city has sufficient control over its own production, endowing it with a certain autonomy and integrity, then it can be usefully described as a living system. Living technology has been contributing to the increase of the “liveness” of cities, as was shown by the examples presented in this article. Moreover, the study of living cities is related to at least one of the open problems in artificial life [20]: To determine whether fundamentally novel living organizations can exist.

Technology has always evolved [84], but with the aid of humans for most of its history. As living technology is developed, technology will be able not only to be more adaptive and robust, but to evolve by itself in directions that we cannot foresee. What can be said is that the integration between technology and living systems—including humans—will increase. Living cities will be the outcome of this integration.

Will solutions to urban problems using living technology bring new problems? Since predictability is limited, most probably new problems will arise. Nevertheless, we can always transform problems into opportunities. How? By deciding to do something about them.

Acknowledgments

I should like to thank Steen Rasmussen and two anonymous referees for useful comments. This work was partially supported by UNAM-DGAPA-IACOD project T2100111, by Intel®, and by SNI membership 47907 of CONACyT, Mexico.

References

1. Adami, C. (1998). *Introduction to artificial life*. Berlin: Springer.
2. Alexander, C. (2003–2004). *The nature of order: An essay on the art of building and the nature of the universe*, vols. 1–4. Center for Environmental Structure.
3. Andersson, C., Lindgren, K., Rasmussen, S., & White, R. (2002). Urban growth simulation from “first principles.” *Phys. Rev. E*, *66*, 026204.
4. Andersson, C., Rasmussen, S., & White, R. (2002). Urban settlement transitions. *Environment and Planning B: Planning and Design*, *29*, 841–865.
5. Anghel, M., Werley, K. A., & Motter, A. E. (2007). Stochastic model for power grid dynamics. In *Hawaii International Conference on Systems Science (HICSS)* (p. 113).
6. Armstrong, R., & Spiller, N. (2010). Synthetic biology: Living quarters. *Nature*, *467*, 916–918.
7. Arthur, W. B. (2011). The second economy. *McKinsey Quarterly*. www.mckinseyquarterly.com/The_Second_Economy_2853

8. Arup, The Climate Group, Accenture, Horizon, & University of Nottingham. (2011). *Information marketplaces: The new economics of cities* (Working paper).
9. Ashby, W. R. (1956). *An introduction to cybernetics*. London: Chapman & Hall.
10. Ashby, W. R. (1962). Principles of the self-organizing system. In H. V. Foerster & G. W. Zopf, Jr. (Eds.), *Principles of self-organization* (pp. 255–278). Oxford, UK: Pergamon.
11. Axelrod, R., & Hamilton, W. (1981). The evolution of cooperation. *Science*, *211*, 1390–1396.
12. Bar-Yam, Y. (2004). Multiscale variety in complex systems. *Complexity*, *9*, 37–45.
13. Barandarian, X. (2004). Behavioral adaptive autonomy: A milestone in the ALife route to AI? In J. Pollack, M. Bedau, P. Husbands, T. Ikegami, & R. A. Watson (Eds.), *Artificial Life IX: Proceedings of the Ninth International Conference on the Simulation and Synthesis of Living Systems* (pp. 514–521). Cambridge, MA: MIT Press.
14. Batty, M. (1971). Modelling cities as dynamic systems. *Nature*, *231*, 425–428.
15. Batty, M. (2005). *Cities and complexity*. Cambridge, MA: MIT Press.
16. Batty, M. (2008). The size, scale, and shape of cities. *Science*, *319*, 769–771.
17. Batty, M. (in press). Building a science of cities. *Cities*.
18. Bedau, M. A. (1998). Four puzzles about life. *Artificial Life*, *4*, 125–140.
19. Bedau, M. A., McCaskill, J. S., Packard, N. H., & Rasmussen, S. (2009). Living technology: Exploiting life's principles in technology. *Artificial Life*, *16*, 89–97.
20. Bedau, M. A., McCaskill, J. S., Packard, N. H., Rasmussen, S., Adami, C., Green, D. G., Ikegami, T., Kaneko, K., & Ray, T. S. (2000). Open problems in artificial life. *Artificial Life*, *6*, 363–376.
21. Bekey, G. A. (2005). *Autonomous robots: From biological inspiration to implementation and control*. Cambridge, MA: MIT Press.
22. Benner, S. A., & Sismour, A. M. (2005). Synthetic biology. *Nature Reviews Genetics*, *6*, 533–543.
23. Bettencourt, L., & West, G. (2010). A unified theory of urban living. *Nature*, *467*, 912–913.
24. Bettencourt, L. M. A., Lobo, J., Helbing, D., Kühnert, C., & West, G. B. (2007). Growth, innovation, scaling, and the pace of life in cities. *Proceedings of the National Academy of Sciences of the U.S.A.*, *104*, 7301–7306.
25. Bizer, C., Heath, T., & Berners-Lee, T. (2009). Linked data—The story so far. *International Journal on Semantic Web and Information Systems*, *5*, 1–22.
26. Bollen, J., Pepe, A., & Mao, H. (2011). Modeling public mood and emotion: Twitter sentiment and socio-economic phenomena. In *Proceedings of the Fifth International Conference on Weblogs and Social Media* (pp. 450–453).
27. Bonabeau, E., Dorigo, M., & Theraulaz, G. (1999). *Swarm intelligence: From natural to artificial systems*. Santa Fe Institute Studies in the Sciences of Complexity. Oxford, UK: Oxford University Press.
28. Butler, D. (2010). Cities: The century of the city. *Nature*, *467*, 900–901.
29. Cairns, S., Sloman, L., Newson, C., Anable, J., Kirkbride, A., & Goodwin, P. (2004). *Smarter choices—Changing the way we travel* (Working paper). London: University College London, Department for Transport.
30. Callebaut, W., & Rasskin-Gutman, D. (2005). *Modularity: Understanding the development and evolution of natural complex systems*. Cambridge, MA: MIT Press.
31. Camazine, S., Deneubourg, J.-L., Franks, N. R., Sneyd, J., Theraulaz, G., & Bonabeau, E. (2003). *Self-organization in biological systems*. Princeton, NJ: Princeton University Press.
32. Chong, C.-Y., & Kumar, S. (2003). Sensor networks: Evolution, opportunities, and challenges. *Proceedings of the IEEE*, *91*, 1247–1256.
33. Cohen, J. E. (2003). Human population: The next half century. *Science*, *302*, 1172–1175.
34. Cools, S. B., Gershenson, C., & D'Hooghe, B. (2007). Self-organizing traffic lights: A realistic simulation. In M. Prokopenko (Ed.), *Self-organization: Applied multi-agent systems* (chap. 3, pp. 41–49). Berlin: Springer.
35. Dawson, C. A. (1926). *The city as an organism, with special reference to Montréal*. Montreal: McGill University Publications, 10.

36. de Gier, J., Garoni, T. M., & Rojas, O. (2011). Traffic flow on realistic road networks with adaptive traffic lights. *Journal of Statistical Mechanics: Theory and Experiment*, 2011, P04008.
37. DeMarzo, P., Kremer, I., & Mansour, Y. (2006). Online trading algorithms and robust option pricing. In *STOC'06: Proceedings of the Thirty-Eighth Annual ACM Symposium on Theory of Computing* (pp. 477–486). New York: ACM.
38. Desanctis, G., & Monge, P. (1999). Introduction to the special issue: Communication processes for virtual organizations. *Organization Science*, 10, 693–703.
39. Dodgson, M., & Gann, D. (2011). Technological innovation and complex systems in cities. *Journal of Urban Technology*, 18, 101–113.
40. Dressler, F. (2007). *Self-organization in sensor and actor networks*. New York: John Wiley & Sons.
41. Dressler, F. (2008). Bio-inspired networking—Self-organizing networked embedded systems. In R. P. Würtz (Ed.), *Organic computing* (pp. 285–302). Berlin: Springer.
42. Dressler, F., & Akan, O. B. (2010). Bio-inspired networking: From theory to practice. *IEEE Communications Magazine*, 48, 176–183.
43. Edelman, G. M., & Gally, J. A. (2001). Degeneracy and complexity in biological systems. *Proceedings of the National Academy of Sciences of the United States of America*, 98, 13763–13768.
44. Ekblom, P. (1999). Can we make crime prevention adaptive by learning from other evolutionary struggles? *Studies on Crime and Crime Prevention*, 8, 27–51.
45. Faieta, B., & Huberman, B. A. (1993). *Firefly: A synchronization strategy for urban traffic control* (Working paper SSL-42). Palo Alto, CA: Xerox PARC.
46. Fernández, P., & Solé, R. (2004). The role of computation in complex regulatory networks. In E. V. Koonin, Y. I. Wolf, & G. P. Karev (Eds.), *Power laws, scale-free networks and genome biology*. Austin, TX: Landes Bioscience.
47. Forrester, J. W. (1969). *Urban dynamics*. Cambridge, MA: MIT Press.
48. Frei, R., & Di Marzo Serugendo, G. (2011). Advances in complexity engineering. *International Journal of Bio-Inspired Computation*, 3, 199–212.
49. Gansky, L. (2010). *The mesh: Why the future of business is sharing*. London: Portfolio Hardcover.
50. Gellings, C. W. (2009). *The smart grid: Enabling energy efficiency and demand response*. Lilburn, GA: Fairmont Press.
51. Gershenson, C. (2005). Self-organizing traffic lights. *Complex Systems*, 16, 29–53.
52. Gershenson, C. (2007). *Design and control of self-organizing systems*. CopIt Arxivs, <http://tinyurl.com/DCSOS2007>
53. Gershenson, C. (2007). The world as evolving information. In Y. Bar-Yam (Ed.), *Proceedings of International Conference on Complex Systems, ICCS2007*.
54. Gershenson, C. (2008). Towards self-organizing bureaucracies. *International Journal of Public Information Systems*, 2008, 1–24.
55. Gershenson, C. (2010). Computing networks: A general framework to contrast neural and swarm cognitions. *Paladyn, Journal of Behavioral Robotics*, 1, 147–153.
56. Gershenson, C. (2011). Epidemiología y las redes sociales. *Cirugía y Cirujanos*, 79, 199–200.
57. Gershenson, C. (2011). Self-organization leads to supraoptimal performance in public transportation systems. *PLoS ONE*, 6, e21469.
58. Gershenson, C. (2011). The sigma profile: A formal tool to study organization and its evolution at multiple scales. *Complexity*, 16, 37–44.
59. Gershenson, C. (2012). Guiding the self-organization of random Boolean networks. *Theory in Biosciences*, 131, 181–191.
60. Gershenson, C. (2012). The implications of interactions for science and philosophy. *Foundations of Science*, DOI:10.1007/s10699-012-9305-8.

61. Gershenson, C. (2012). Self-organizing urban transportation systems. In J. Portugali, H. Meyer, E. Stolk, & E. Tan (Eds.), *Complexity theories of cities have come of age: An overview with implications to urban planning and design* (pp. 269–279). Berlin: Springer.
62. Gershenson, C., & Fernández, N. (2012). Complexity and information: Measuring emergence, self-organization, and homeostasis at multiple scales. *Complexity*, 18, 29–44.
63. Gershenson, C., & Heylighen, F. (2003). When can we call a system self-organizing? In W. Banzhaf, T. Christaller, P. Dittrich, J. T. Kim, & J. Ziegler (Eds.), *Advances in Artificial Life, 7th European Conference, ECAL 2003 LNAI 2801* (pp. 606–614). Berlin: Springer.
64. Gershenson, C., & Heylighen, F. (2005). How can we think the complex? In K. Richardson (Ed.), *Managing organizational complexity: Philosophy, theory and application* (chap. 3, pp. 47–61). Charlotte, NC: Information Age Publishing.
65. Gershenson, C., Kauffman, S. A., & Shmulevich, I. (2006). The role of redundancy in the robustness of random Boolean networks. In L. M. Rocha, L. S. Yaeger, M. A. Bedau, D. Floreano, R. L. Goldstone, & A. Vespignani (Eds.), *Artificial Life X: Proceedings of the Tenth International Conference on the Simulation and Synthesis of Living Systems* (pp. 35–42). Cambridge, MA: MIT Press.
66. Gershenson, C., & Pineda, L. A. (2009). Why does public transport not arrive on time? The pervasiveness of equal headway instability. *PLoS ONE*, 4, e7292.
67. Gershenson, C., & Rosenblueth, D. A. (2012). Adaptive self-organization vs. static optimization: A qualitative comparison in traffic light coordination. *Kybernetes*, 41, 386–403.
68. Gershenson, C., & Rosenblueth, D. A. (2012). Self-organizing traffic lights at multiple-street intersections. *Complexity*, 17, 23–39.
69. Glaeser, E. (2011). Cities, productivity, and quality of life. *Science*, 333, 592–594.
70. Gyimesi, K., Vincent, C., & Lamba, N. (2011). Frustration rising: IBM 2011 commuter pain survey. IBM.
71. Haken, H. (1981). Synergetics and the problem of selforganization. In G. Roth & H. Schwegler (Eds.), *Self-organizing systems: An interdisciplinary approach* (pp. 9–13). New York: Campus Verlag.
72. Harrison, C., & Donnelly, I. A. (2011). A theory of smart cities. In *Proceedings of the 55th Annual Meeting of the ISSS*.
73. Helbing, D. (2011). FuturICT—New science and technology to manage our complex, strongly connected world. arXiv:1108.6131.
74. Helbing, D., Deutsch, A., Diez, S., Peters, K., Kalaidzidis, Y., Padberg, K., Lämmer, S., Johansson, A., Breier, G., Schulze, F., & Zerial, M. (2009). Biologistics and the struggle for efficiency: Concepts and perspectives. *Advances in Complex Systems*, 12, 533–548.
75. Helbing, D., Farkas, I., & Vicsek, T. (2000). Simulating dynamical features of escape panic. *Nature*, 407, 487–490.
76. Helbing, D., Lämmer, S., & Lebacque, J.-P. (2005). Self-organized control of irregular or perturbed network traffic. In C. Deissenberg & R. F. Hartl (Eds.), *Optimal control and dynamic games* (pp. 239–274). Berlin: Springer.
77. Helbing, D., & Mazlounian, A. (2009). Operation regimes and slower-is-faster effect in the control of traffic intersections. *The European Physical Journal B—Condensed Matter and Complex Systems*, 70, 257–274.
78. Heylighen, F., Cilliers, P., & Gershenson, C. (2007). Complexity and philosophy. In J. Bogg & R. Geyer (Eds.), *Complexity, science and society*. Milton Keynes, UK: Radcliffe Publishing.
79. Hofmeyr, S. A., & Forrest, S. (1999). Immunity by design: An artificial immune system. In *Proceedings of the Genetic and Evolutionary Computation Conference* (vol. 2, pp. 1289–1296).
80. Holland, J. H. (1975). *Adaptation in natural and artificial systems*. Ann Arbor, MI: University of Michigan Press.
81. Holland, J. H. (1995). *Hidden order: How adaptation builds complexity*. Reading, MA: Helix Books, Addison-Wesley.
82. Intuit. (2010). (Report 2020). Intuit.
83. Jen, E. (Ed.). (2005). *Robust design: A repertoire of biological, ecological, and engineering case studies*. Santa Fe Institute Studies on the Sciences of Complexity. Oxford, UK: Oxford University Press.

84. Kelly, K. (2010). *What technology wants*. New York: Viking.
85. Kennedy, J., & Eberhart, R. (2001). *Swarm intelligence*. San Mateo, CA: Morgan Kaufmann.
86. Kesting, A., Treiber, M., Schönhof, M., & Helbing, D. (2008). Adaptive cruise control design for active congestion avoidance. *Transportation Research C*, 16, 668–683.
87. Kitchin, R., & Dodge, M. (2011). *Code/space: Software and everyday life*. Cambridge, MA: MIT Press.
88. Krakauer, D. C., & Zanotto, P. M. A. (2007). Viral individuality and limitations of the life concept. In S. Rasmussen, M. A. Bedau, L. Chen, D. Deamer, D. C. Krakauer, N. Packard, & D. P. Stadler (Eds.), *ProtoCells: Bridging nonliving and living matter*. Cambridge, MA: MIT Press.
89. Lämmer, S., & Helbing, D. (2008). Self-control of traffic lights and vehicle flows in urban road networks. *Journal of Statistical Mechanics*, P04019.
90. Lämmer, S., & Helbing, D. (2010). *Self-stabilizing decentralized signal control of realistic, saturated network traffic* (Working paper 10-09-019). Santa Fe Institute.
91. Lee, S. K., Chou, H., Ham, T. S., Lee, T. S., & Keasling, J. D. (2008). Metabolic engineering of microorganisms for biofuels production: From bugs to synthetic biology to fuels. *Current Opinion in Biotechnology*, 19, 556–563.
92. Lynch, K. (1981). *A theory of good city form*. Cambridge, MA: MIT Press.
93. Mahiny, A. S., & Clarke, K. C. (2012). Guiding sleuth land-use/land-cover change modeling using multicriteria evaluation: Towards dynamic sustainable land-use planning. *Environment and Planning B: Planning and Design*, 39, 925–944.
94. McMullin, B. (2004). 30 years of computational autopoiesis: A review. *Artificial Life*, 10, 277–295.
95. Mehaffy, M., & Salingaros, N. (2011). The living technology of Christopher Alexander. *Metropolis Magazine*. <http://www.metropolismag.com/pov/20111017/the-living-technology-of-christopher-alexander>
96. Miller, J. G. (1978). *Living systems*. New York: McGraw-Hill.
97. Mims, C. (2011). How the “Internet of things” is turning cities into living organisms. *Fast Company*. <http://www.fastcompany.com/biomimicry/how-the-internet-of-things-is-turning-cities-into-organisms>
98. Moreno, A., & Ruiz-Mirazo, K. (2006). The maintenance and open-ended growth of complexity in nature: Information as a decoupling mechanism in the origins of life. In F. Capra, A. Juarro, P. Sotolongo, & J. van Uden (Eds.), *Reframing complexity: Perspectives from the north and south*. Naples, FL: ISCE Publishing.
99. Müller-Schloer, C., Schmeck, H., & Ungerer, T. (Eds.). (2011). *Organic computing—A paradigm shift for complex systems*. Berlin: Springer.
100. Nowak, M. A. (2006). Five rules for the evolution of cooperation. *Science*, 314, 1560–1563.
101. Office of Adviser to the Prime Minister, Public Information Infrastructure & Innovations. (2010). *Broadband to panchayats: Empowering panchayats & rural India by “democratising information through broadband”* (White paper).
102. Ohira, T. (1997). Autonomous traffic signal control model with neural network analogy. In *Proceedings of InterSymp’97: 9th International Conference on Systems Research, Informatics and Cybernetics* (sCSL-TR-97-004).
103. Papadimitriou, C. H., & Tsitsiklis, J. N. (1999). The complexity of optimal queuing network control. *Mathematics of Operations Research*, 24, 293–305.
104. Pinker, S. (2011). *The better angels of our nature: Why violence has declined*. New York: Viking.
105. Pitroda, S. (1993). Development, democracy, and the village telephone. *Harvard Business Review*, 71, 66–75.
106. Poblano-Balp, R., & Gershenson, C. (2011). Modular random Boolean networks. *Artificial Life*, 17, 331–351.
107. Portugali, J. (2000). *Self-organization and the city*. Berlin: Springer-Verlag.
108. Prothmann, H., Branke, J., Schmeck, H., Tomforde, S., Rochner, F., Hahner, J., & Müller-Schloer, C. (2009). Organic traffic light control for urban road networks. *International Journal of Autonomous and Adaptive Communications Systems*, 2, 203–225.

109. Qi, H., Iyengar, S., & Chakrabarty, K. (2001). Multiresolution data integration using mobile agents in distributed sensor networks. *IEEE Transactions on Systems, Man, and Cybernetics, Part C: Applications and Reviews*, 31, 383–391.
110. Ratti, C., Pulselli, R. M., Williams, S., & Frenchman, D. (2006). Mobile landscapes: Using location data from cell phones for urban analysis. *Environment and Planning B: Planning and Design*, 33, 727–748.
111. Resch, B., Britter, R., & Ratti, C. (2011). Live urbanism—Towards senseable cities and beyond. In S. T. Rassa & P. M. Pardalos (Eds.), *Sustainable architectural design: Impacts on health* (chap. 10, pp. 175–184). Berlin: Springer.
112. Ritter, A. (2007). *Smart materials in architecture, interior architecture and design*. Basel, Switzerland: Birkhäuser Architecture.
113. Roberts, L. (2011). 9 billion? *Science*, 333, 540–543.
114. Rodriguez, M. A., & Steinbock, D. (2004). Societal-scale decision making using social networks. In *Proceedings of the North American Association for Computational Social and Organizational Science Conference*.
115. Rodriguez, M. A., Steinbock, D. J., Watkins, J. H., Gershenson, C., Bollen, J., Grey, V., & deGraf, B. (2007). Smartocracy: Social networks for collective decision making. In *Hawaii International Conference on Systems Science (HICSS)*. IEEE Computer Society.
116. Ruhnke, A. R. (2011). Stormwater management: Designing urban hydrological systems as infrascapes. *Journal of Biourbanism*, 1, 59–73.
117. Schlosser, G., & Wagner, G. P. (2004). *Modularity in development and evolution*. Chicago: University of Chicago Press.
118. Silva, E. A., & Clarke, K. C. (2005). Complexity, emergence and cellular urban models: Lessons learned from applying sleuth to two Portuguese metropolitan areas. *European Planning Studies*, 13, 93–115.
119. Simon, H. A. (1996). *The sciences of the artificial* (3rd ed.). Cambridge, MA: MIT Press.
120. Singhal, A., & Greiner, K. (2008). Performance activism and civic engagement through symbolic and playful actions. *Journal of Development Communication*, 19, 43–53.
121. Spilhaus, A. (1969). Technology, living cities, and human environment. *American Scientist*, 57, 24–36.
122. Svenson, P., Mårtenson, C., Sidenbladh, H., & Malm, M. (2004). *Swarm intelligence for logistics: Background* (Working paper FOI-R-1180-SE). FOI—Swedish Defence Research Agency, Linköping, Sweden.
123. Theraulaz, G., & Bonabeau, E. (1999). A brief history of stigmergy. *Artificial Life*, 5, 97–116.
124. Trantopoulos, K., Schläpfer, M., & Helbing, D. (2011). Toward sustainability of complex urban systems through techno-social reality mining. *Environmental Science and Technology*, 45(15), 6231–6232.
125. Trianni, V., & Tuci, E. (2009). Swarm cognition and artificial life. In *Advances in Artificial Life. Proceedings of the 10th European Conference on Artificial Life (ECAL 2009)*.
126. Turnquist, M. A., & Blume, S. W. (1980). Evaluating potential effectiveness of headway control strategies for transit systems. *Transportation Research Record*, 746, 25–29.
127. Varela, F. J., Maturana, H. R., & Uribe, R. (1974). Autopoiesis: The organization of living systems, its characterization and a model. *BioSystems*, 5, 187–196.
128. von Neumann, J. (1956). Probabilistic logics and the synthesis of reliable organisms from unreliable components. In C. Shannon & J. McCarthy (Eds.), *Automata studies*. Princeton, NJ: Princeton University Press.
129. Wagner, A. (2005). Distributed robustness versus redundancy as causes of mutational robustness. *BioEssays*, 27, 176–188.
130. Wagner, A. (2005). *Robustness and evolvability in living systems*. Princeton, NJ: Princeton University Press.
131. Watson, R. A. (2002). *Compositional evolution: Interdisciplinary investigations in evolvability, modularity, and symbiosis*. Ph.D. thesis. Brandeis University, Waltham, MA.

132. Weatherburn, D. (2001). What causes crime? *Crime and Justice Bulletin*, 54, 1–10.
133. Welding, P. I. (1957). The instability of a close-interval service. *Operations Research*, 8, 133–142.
134. Whitacre, J. M., & Bender, A. (2010). Degeneracy: A design principle for robustness and evolvability. *Journal of Theoretical Biology*, 263, 143–153.
135. White, R., & Engelen, G. (2000). High-resolution integrated modelling of the spatial dynamics of urban and regional systems. *Computers, Environment and Urban Systems*, 24, 383–400.
136. Williams, D. (1997). Biourbanism and sustainable urban planning. In G. C. Daily (Ed.), *Nature's services: Societal dependence on natural ecosystems* (pp. 219–231). Washington, DC: Island Press.
137. Yamins, D., Rasmussen, S., & Fogel, D. (2003). Growing urban roads. *Networks and Spatial Economics*, 3, 69–85.