

OBSERVATIONS

Pilot Studies of Wearable Outpatient Artificial Pancreas in Type 1 Diabetes

The artificial pancreas (AP) has been tested extensively in the hospital setting (1–5). Here we describe a next logical step in AP development—the first outpatient trials of a wearable AP based on a smartphone computational platform.

Following Ethical Committee approvals and ClinicalTrials.gov registration (NCT01447992 and NCT01447979), two simultaneous studies were conducted in Padova, Italy, and Montpellier, France, in October 2011, enrolling a 38-year-old female and a 52-year-old male, respectively; both were Caucasian, type 1 diabetic insulin pump users.

Day 1—At 17:00, the patients arrived at hotels located within 1 km from the emergency room. Subjects' pumps were replaced by Omnipod Insulin Management Systems. The APs were activated in open-loop mode implementing the patients' regular routines and remote monitoring was initiated. At 20:00, the patients had dinner at a local restaurant, without dietary restrictions and then spent the night in the hotel.

Day 2—At 7:00, the patients were admitted to the clinic and the APs were switched to automated closed-loop control and challenged by breakfast at 8:00 and lunch at 12:00. At 18:00, the patients moved back to the hotel; dinner was at 20:00 in a local restaurant, without dietary restrictions. Meal bolus was recommended by the APs and approved by the patients; basal rate and corrections were automatically delivered by the APs.

Day 3—At 8:00, the patients had breakfast at the hotel. At 11:00, they had low intensity exercise (30-min walk in town). Throughout the study, the clinical team remotely observed the system operation and reference blood glucose was measured using HemoCue (HemoCue AB, Ängelholm, Sweden) pre- and post-meals, at bedtime, and upon physician judgment.

The AP, developed at the University of Virginia, is based on the Sony Xperia

smartphone; sensor and pump communications are handled by the University of California Santa Barbara/Sansum Artificial Pancreas System (APS) running on a communication box connected via Bluetooth to the phone (Fig. 1, upper panel). The control algorithm includes safety supervision responsible for the prevention of hypoglycemia and a range correction module delivering insulin corrections as needed (5). The patients interact with the system via touch-screen graphical user interface allowing for AP initialization with patient-specific characteristics, confirmation of meal boluses, and optional entries of exercise and hypoglycemia treatment. Every 5 min, sensor, insulin pump, and system technical data are sent via secured 3G connection to a remote server, which ensures continuous remote monitoring of the patient and the system. Phone calls, Internet browsing, and other features of the smartphone are disabled at the level of its operating system (Android).

The smartphone computational platform, the control algorithm, and the remote monitoring system performed as intended, without any functional or reliability issues. On two occasions the communication box malfunctioned requiring intervention by the study team. Although reaching near normoglycemia was not the objective of these pilot studies, glucose control results are presented in Fig. 1 (lower panel): the AP avoided hypoglycemia (<3.9 mmol/L) and major hyperglycemia (>15 mmol/L) in both cases. No adverse events were experienced by the patients; no ketone production was detected during the studies.

These first results indicate that a wearable AP is feasible and safe; therefore its continued testing and refinement for ambulatory use is warranted.

CLAUDIO COBELLI, PHD¹
ERIC RENARD, PHD, MD²
BORIS P. KOVATCHEV, PHD³
PATRICK KEITH-HYNES, PHD³
NAJIB BEN BRAHIM, MSC³
JÉRÔME PLACE, MSC²
SIMONE DEL FAVERO, PHD¹
MARC BRETON, PHD³
ANNE FARRET, MD, PHD²
DANIELA BRUTTEMESSE, MD, PHD⁴
EYAL DASSAU, PHD^{5,6}
HOWARD ZISSER, MD⁶
FRANCIS J. DOYLE III, PHD⁵
STEPHEN D. PATEK, PHD⁷
ANGELO AVOGARO, MD, PHD⁴

From the ¹Department of Information Engineering, University of Padova, Padova, Italy; the ²Department of Endocrinology, Diabetes, Nutrition, Montpellier University Hospital, Montpellier, France, INSERM Clinical Investigation Centre 100, and Institute of Functional Genomics, CNRS UMR 5203, INSERM U661, University of Montpellier 1, Montpellier, France; the ³Center for Diabetes Technology, University of Virginia, Charlottesville, Virginia; the ⁴Department of Internal Medicine, Unit of Metabolic Disease, University of Padova, Padova, Italy; the ⁵University of California Santa Barbara, Santa Barbara, California; the ⁶Sansum Diabetes Research Institute, Santa Barbara, California; and the ⁷School of Engineering and Applied Science, University of Virginia, Charlottesville, Virginia.

Corresponding author: Claudio Cobelli, cobelli@dei.unipd.it.

DOI: 10.2337/dc12-0660. Clinical trial reg. nos. NCT01447992 and NCT01447979, clinicaltrials.gov. C.C., B.P.K., and E.R. contributed equally to this study.

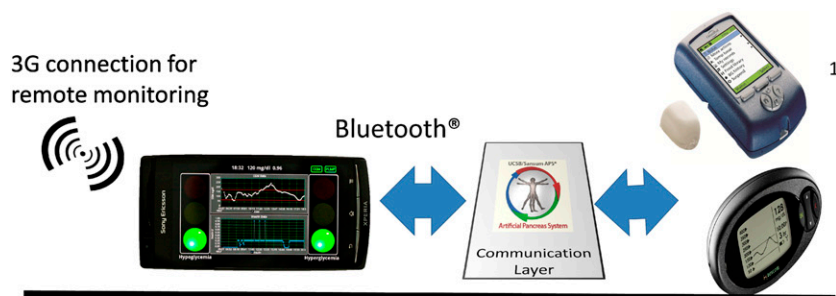
© 2012 by the American Diabetes Association.

Readers may use this article as long as the work is properly cited, the use is educational and not for profit, and the work is not altered. See <http://creativecommons.org/licenses/by-nc-nd/3.0/> for details.

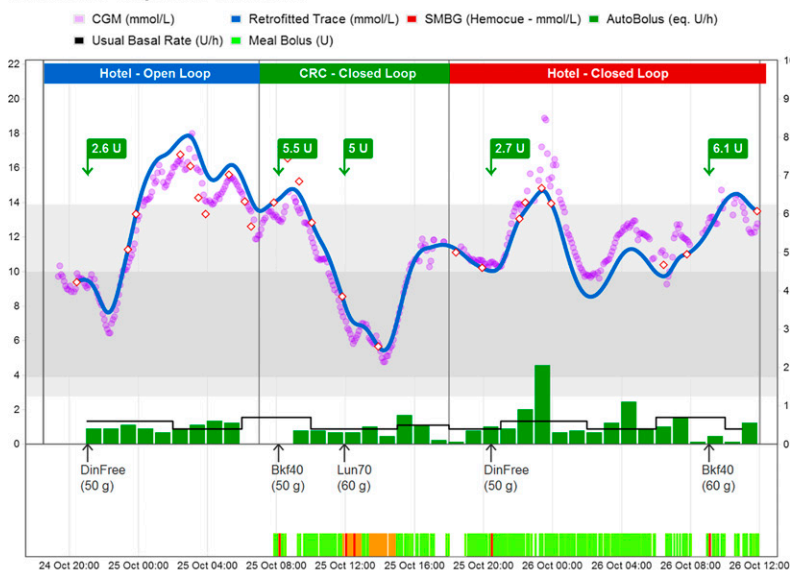
Acknowledgments—This study was supported by the Juvenile Diabetes Research Foundation Artificial Pancreas Project Grant #22-2011-649, and by National Institutes of Health/National Institute of Diabetes and Digestive and Kidney Diseases Grant RO1-DK-085623.

C.C., E.R., and B.P.K. have received research material support from Dexcom, Inc. and Insulet Corp. No other potential conflicts of interest relevant to this article were reported.

All authors reviewed and provided edits and comments on manuscript drafts; in addition, authors had the following responsibilities: C.C., principal investigator, drafting of manuscript; E.R., principal investigator, design of the protocol, drafting of manuscript; B.P.K., principal investigator, protocol design, drafting of manuscript; P.K.-H., principal investigator of the development of the smartphone-based system and user interface; N.B.B., developer of the smartphone-based system and user interface; J.P., senior engineer during Montpellier trials, developer of the remote monitoring system; S.D.F., senior engineer during Padova trials; M.B., design of the protocol, developer of the control algorithm, senior engineer of Montpellier trials; A.F., main study physician of Montpellier trials; D.B., main study physician of Padova trials; E.D., developer of the portable APS; H.Z., consultant on the portable APS; F.J.D., consultant on the portable APS; S.D.P., consultant on safety supervision system; and A.A., principal investigator, senior clinician, Padova. C.C. is the guarantor of this work and, as such, had full access to all the data in the study and takes responsibility for the integrity of the data and the accuracy of the data analysis.



Home CTR 1 - subject 201 - 24 Oct 2011



Home CTR 1 - subject 301 - 24 Oct 2011

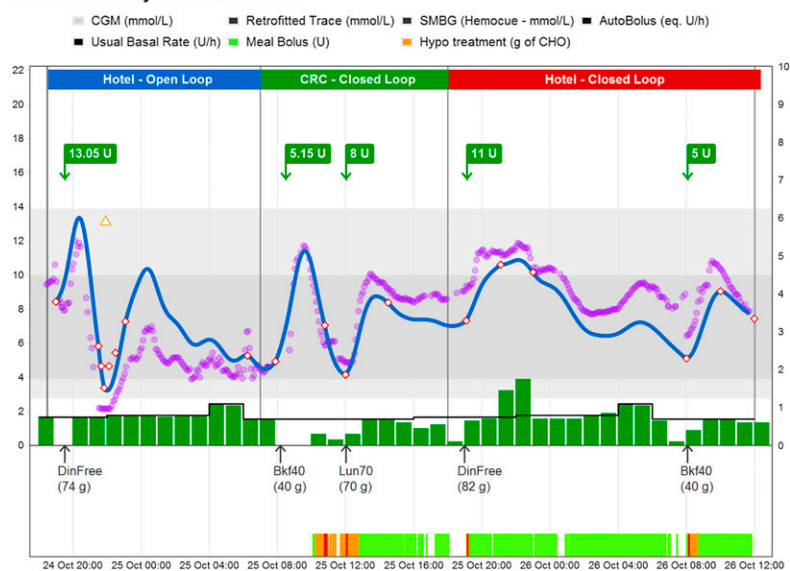


Figure 1—Upper panel: Dual-layer structure of the APS used in this study: 1) the upper layer was a smartphone programmed to run the control algorithm, the user interface, and a one-way connection to a server for remote monitoring; and 2) the lower layer was a communication system transmitting data from the sensor to the smartphone and control commands to the insulin pump. Lower panel: Blood glucose and insulin delivery during two clinical experiments with a wearable AP in Padova, Italy (subject 201), and in Montpellier, France (subject 301). The three consecutive study phases are labeled as: open-loop control in the hotel, closed-loop control in the clinic, and closed-loop control in the hotel. Meals are marked by arrows with carbohydrate content in parentheses. Corresponding meal boluses are indicated as green flags. The blue line shows blood glucose levels as sensor trace retrofitted to HemoCue self-monitored blood glucose measurements (open red diamonds). The open purple circles indicate raw sensor values used by the control algorithm. Green bars at the bottom show the delivered insulin according to patient programming of the pump (open-loop) or algorithm-driven pump (closed-loop) rate. Bkf, breakfast; CGM, continuous glucose monitoring; CHO, carbohydrate; CRC, clinic; CTR, control to range; Din, dinner; Lun, lunch; SMGB, self-monitoring blood glucose.

