



## IMA Commission on New Minerals, Nomenclature and Classification (CNMNC) Newsletter 44

### NEW MINERALS AND NOMENCLATURE MODIFICATIONS APPROVED IN 2018

ULF HÅLENIUS<sup>1</sup>(CHAIRMAN, CNMNC), FRÉDÉRIC HATERT<sup>2</sup>(VICE-CHAIRMAN, CNMNC),  
MARCO PASERO<sup>3</sup>(VICE-CHAIRMAN, CNMNC) and STUART J. MILLS<sup>4</sup>(SECRETARY CNMNC)

<sup>1</sup>Department of Geosciences, Naturhistoriska Riksmuseet, Box 50007, 104 05 Stockholm, Sweden –  
[ulf.halenius@nrm.se](mailto:ulf.halenius@nrm.se)

<sup>2</sup>Laboratoire de Minéralogie, Université de Liège, 4000 Liège, Belgium – [fhatert@ulg.ac.be](mailto:fhatert@ulg.ac.be)

<sup>3</sup>Dipartimento di Scienze della Terra, Università di Pisa, Via Santa Maria 53, 56126 Pisa, Italy – [marco.pasero@unipi.it](mailto:marco.pasero@unipi.it)

<sup>4</sup>Geosciences, Museum Victoria, PO Box 666, Melbourne, Victoria 3001, Australia – [smills@museum.vic.gov.au](mailto:smills@museum.vic.gov.au)

The information given here is provided by the IMA Commission on New Minerals, Nomenclature and Classification for comparative purposes and as a service to mineralogists working on new species.

Each mineral is described in the following format:

**Mineral name, if the authors agree on its release prior to the full description appearing in press**

Chemical formula

Type locality

Full authorship of proposal

E-mail address of corresponding author

Relationship to other minerals

Crystal system, Space group; Structure determined, yes or no

Unit-cell parameters

Strongest lines in the X-ray powder diffraction pattern

Type specimen repository and specimen number

Citation details for the mineral prior to publication of full description

**Citation details concern the fact that this information will be published in the *European Journal of Mineralogy* on a routine basis, as well as being added month by month to the Commission's website.**

**It is still a requirement for the authors to publish a full description of the new mineral.**

NO OTHER INFORMATION WILL BE RELEASED BY THE COMMISSION

### NEW MINERAL PROPOSALS APPROVED IN JUNE 2018

IMA No. 2017-118

Jahnsite-(MnMnMg)

$\text{Mn}^{2+}\text{Mn}^{2+}\text{Mg}_2\text{Fe}_2^{3+}(\text{PO}_4)_4(\text{OH})_2 \cdot 8\text{H}_2\text{O}$

Proberlylo, Sapucaia, Galiléia, Minas Gerais, Brazil  
(18°54'3''S, 41°29'4''W)

Pietro Vignola\*, Frédéric Hatert, Maxime Baijot,  
Nicola Rotiroti, Andrea Risplendente and Sergio  
Vavello

\*E-mail: [pietro.vignola@idpa.cnr.it](mailto:pietro.vignola@idpa.cnr.it)

Jahnsite group

Monoclinic:  $P2_1/a$ ; structure determined

$a = 15.177(2)$ ,  $b = 7.176(1)$ ,  $c = 10.006(3)$  Å,  $\beta = 111.01(2)^\circ$

9.28(100), 4.945(39), 4.627(20), 3.521(43),  
2.988(52), 2.842(81), 1.958(27), 1.581(27)

Type material is deposited in the mineralogical collections of the Laboratoire de Minéralogie, University of Liege, Bât. B18, Sart Tilman, B-4000 Liège, Belgium, catalogue no. 21140

How to cite: Vignola, P., Hatert, F., Baijot, M., Rotiroti, N., Risplendente, A. and Vavello, S.

(2018) Jahnsite-(MnMnMg), IMA 2017-118. CNMNC Newsletter No. 44, August 2018, page 877; *European Journal of Mineralogy*, **30**, 877–882.

**IMA No. 2018-010**

Eddavidite  
 $\text{Pb}_2\text{Cu}_{12}\text{O}_{15}\text{Br}_2$   
 Southwest Mine, Bisbee, Warren District, Cochise Co., Arizona, USA (31°26'23"N, 109°54'56"W)  
 Hexiong Yang\* and Robert T. Downs  
 \*E-mail: [hyang@email.arizona.edu](mailto:hyang@email.arizona.edu)  
 The Br analogue of murdochite  
 Cubic:  $Fm\bar{3}m$ ; structure determined  
 $a = 9.2407(9) \text{ \AA}$   
 5.296(40), 4.739(15), 2.668(100), 2.305(31), 2.120(13), 1.632(35), 1.394(28), 1.060(11)  
 Cotype material is deposited in the collections of the University of Arizona Mineral Museum, Tucson, AZ 85719, USA, catalogue number 12326, and the RRUFF Project, deposition number R050381  
 How to cite: Yang, H. and Downs, R.T. (2018) Eddavidite, IMA 2018-010. CNMNC Newsletter No. 44, August 2018, page 878; *European Journal of Mineralogy*, **30**, 877–882.

**IMA No. 2018-019**

Yarzhemskiite  
 $\text{K}[\text{B}_5\text{O}_7(\text{OH})_2] \cdot \text{H}_2\text{O}$   
 Chelkar salt dome (drillcore of borehole #800, depth 344–347 m), near Chelkar (Shalkar) lake, Western Kazakhstan Region, Kazakhstan  
 Igor V. Pekov\*, Natalia V. Zubkova, Oksana V. Korotchenkova, Ilya I. Chaikovskiy, Vasilii O. Yapaskurt, Nikita V. Chukanov, Dmitry I. Belakovskiy, Inna S. Lykova, Sergey N. Britvin and Dmitry Y. Pushcharovsky  
 \*E-mail: [igorpekov@mail.ru](mailto:igorpekov@mail.ru)  
 The K analogue of larderellite  
 Monoclinic:  $P2_1/c$ ; structure determined  
 $a = 9.4734(2)$ ,  $b = 7.5203(2)$ ,  $c = 11.4205(2) \text{ \AA}$ ,  $\beta = 97.300(2)^\circ$   
 9.39(86), 4.696(41), 3.296(18), 3.130(19), 2.935(42), 2.898(100), 2.832(56), 1.867(18)  
 Type material is deposited in the collections of the Fersman Mineralogical Museum, Russian Academy of Sciences, Moscow, Russia, registration number 5154/1  
 How to cite: Pekov, I.V., Zubkova, N.V., Korotchenkova, O.V., Chaikovskiy, I.I., Yapaskurt, V.O., Chukanov, N.V., Belakovskiy, D.I., Lykova, I.S., Britvin, S.N. and Pushcharovsky, D.Y. (2018) Yarzhemskiite, IMA 2018-019. CNMNC Newsletter No. 44, August 2018, page 878; *European Journal of Mineralogy*, **30**, 877–882.

**IMA No. 2018-020**

Stefanweissite  
 $(\text{Ca}, \text{REE})_2\text{Zr}_2(\text{Nb}, \text{Ti})(\text{Ti}, \text{Nb})_2\text{Fe}^{2+}\text{O}_{14}$

In den Dellen (Zieglowski) pumice quarry, 1.5 km NE of Mendig, Laach Lake (Laacher See) volcano, Eifel region, Rhineland-Palatinate, Germany  
 Nikita V. Chukanov\*, Natalia V. Zubkova, Igor V. Pekov, Marina F. Viganina, Yury S. Polekhovskiy, Bernd Ternes, Willi Schüller, Sergey N. Britvin and Dmitry Y. Pushcharovsky

\*E-mail: [chukanov@icp.ac.ru](mailto:chukanov@icp.ac.ru)

Closely related to nöggerathite-(Ce)  
 Orthorhombic:  $Cmca$ ; structure determined  
 $a = 7.2896(4)$ ,  $b = 14.1435(5)$ ,  $c = 10.1713(4) \text{ \AA}$   
 2.983(100), 2.897(71), 1.828(38), 1.793(25), 1.767(16), 1.536(9), 1.517(10), 1.187(19)  
 Type material is deposited in the collections of the Fersman Mineralogical Museum, Russian Academy of Sciences, Moscow, Russia, registration number 5191/1  
 How to cite: Chukanov, N.V., Zubkova, N.V., Pekov, I.V., Viganina, M.F., Polekhovskiy, Y.S., Ternes, B., Schüller, W., Britvin, S.N. and Pushcharovsky, D.Y. (2018) Stefanweissite, IMA 2018-020. CNMNC Newsletter No. 44, August 2018, page 878; *European Journal of Mineralogy*, **30**, 877–882.

**IMA No. 2018-021**

Thermaerogenite  
 $\text{CuAl}_2\text{O}_4$   
 Arsenatnaya fumarole, Second scoria cone of the Northern Breakthrough of the Great Tolbachik Fissure Eruption, Tolbachik volcano, Kamchatka peninsula, Far-Eastern Region, Russia (55°41'N, 160°14'E, 1200 m asl)  
 Igor V. Pekov\*, Fedor D. Sandalov, Natalia N. Koshlyakova, Yury S. Polekhovskiy, Marina F. Viganina, Sergey N. Britvin and Evgeny G. Sidorov  
 \*E-mail: [igorpekov@mail.ru](mailto:igorpekov@mail.ru)  
 Spinel supergroup  
 Cubic:  $Fd\bar{3}m$   
 $a = 8.131(1) \text{ \AA}$   
 2.873(65), 2.451(100), 2.033(10), 1.865(6), 1.660(16), 1.565(28), 1.438(30), 1.240(6)  
 Type material is deposited in the collections of the Fersman Mineralogical Museum, Russian Academy of Sciences, Moscow, Russia, registration number 5192/1  
 How to cite: Pekov, I.V., Sandalov, F.D., Koshlyakova, N.N., Polekhovskiy, Y.S., Viganina, M.F., Britvin, S.N. and Sidorov, E.G. (2018) Thermaerogenite, IMA 2018-021. CNMNC Newsletter No. 44, August 2018, page 878; *European Journal of Mineralogy*, **30**, 877–882.

**IMA No. 2018-022**

Picaite  
 $\text{NaCa}[\text{AsO}_3\text{OH}][\text{AsO}_2(\text{OH})_2]$   
 Torrecillas mine, Salar Grande, Iquique Province, Tarapacá Region, Chile (20°58'13"S, 70°8'17"W)

Anthony R. Kampf\*, Barbara Nash, Maurizio Dini and Arturo A. Molina Donoso

\*E-mail: [akampf@nhm.org](mailto:akampf@nhm.org)

New structure type

Monoclinic:  $P2_1/c$ ; structure determined

$a = 7.2474(4)$ ,  $b = 14.6547(7)$ ,  $c = 7.2624(5)$  Å,  $\beta = 99.520(7)^\circ$

4.45(74), 3.651(100), 3.473(100), 3.383(48), 2.893(28), 1.802(27), 1.621(27), 1.558(24)

Cotype material is deposited in the mineralogical collections of the Natural History Museum of Los Angeles County, 900 Exposition Boulevard, Los Angeles, CA 90007, USA, catalogue numbers 67257 and 67285

How to cite: Kampf, A.R., Nash, B., Dini, M. and Molina Donoso, A.A. (2018) Picaite, IMA 2018-022. CNMNC Newsletter No. 44, August 2018, page 878; *European Journal of Mineralogy*, **30**, 877–882.

#### IMA No. 2018-023

Ríoecoite

$\text{Ca}_2\text{Mg}(\text{AsO}_3\text{OH})_3(\text{H}_2\text{O})_2$

Torrecillas mine, Salar Grande, Iquique Province, Tarapacá Region, Chile (20°58'13"S, 70°8'17"W)

Anthony R. Kampf\*, Barbara Nash, Maurizio Dini and Arturo A. Molina Donoso

\*E-mail: [akampf@nhm.org](mailto:akampf@nhm.org)

New structure type

Triclinic:  $P\bar{1}$ ; structure determined

$a = 6.8110(9)$ ,  $b = 7.316(1)$ ,  $c = 11.777(2)$  Å,  $\alpha = 83.466(6)$ ,  $\beta = 84.394(6)$ ,  $\gamma = 79.779(6)^\circ$

7.18(36), 4.239(35), 3.578(100), 3.361(41), 3.142(43), 3.006(48), 2.914(28), 2.784(71)

Type material is deposited in the mineralogical collections of the Natural History Museum of Los Angeles County, 900 Exposition Boulevard, Los Angeles, CA 90007, USA, catalogue number 67257

How to cite: Kampf, A.R., Nash, B., Dini, M. and Molina Donoso, A.A. (2018) Ríoecoite, IMA 2018-023. CNMNC Newsletter No. 44, August 2018, page 879; *European Journal of Mineralogy*, **30**, 877–882.

#### IMA No. 2018-024

Pandoraite-Ba

$\text{BaV}_5^{4+}\text{V}_2^{5+}\text{O}_{16}\cdot 3\text{H}_2\text{O}$

Pandora mine, La Sal district (Paradox Valley district), San Juan Co., Colorado, USA (38°18'34"N, 109°13'13"W)

Anthony R. Kampf\*, John M. Hughes, Barbara P. Nash and Joe Marty

\*E-mail: [akampf@nhm.org](mailto:akampf@nhm.org)

Known synthetic analogue

Monoclinic:  $P2$ ; structure determined

$a = 6.154(2)$ ,  $b = 6.153(2)$ ,  $c = 21.356(7)$  Å,  $\beta = 90.058(9)^\circ$

10.9(100), 5.41(12), 3.631(18), 2.812(19), 2.739(20), 2.559(26), 2.176(13), 1.934(20)

Cotype material is deposited in the mineralogical collections of the Natural History Museum of Los Angeles County, 900 Exposition Boulevard, Los Angeles, CA 90007, USA, catalogue numbers 67293 and 67294

How to cite: Kampf, A.R., Hughes, J.M., Nash, B.P. and Marty, J. (2018) Pandoraite-Ba, IMA 2018-024. CNMNC Newsletter No. 44, August 2018, page 879; *European Journal of Mineralogy*, **30**, 877–882.

#### IMA No. 2018-025

Camanchacaite

$\text{NaCaMg}_2[\text{AsO}_4][\text{AsO}_3(\text{OH})]_2$

Torrecillas mine, Salar Grande, Iquique Province, Tarapacá Region, Chile (20°58'13"S, 70°8'17"W)

Anthony R. Kampf\*, Barbara Nash, Maurizio Dini and Arturo A. Molina Donoso

\*E-mail: [akampf@nhm.org](mailto:akampf@nhm.org)

Alluaudite group

Monoclinic:  $C2/c$

$a = 12.470(9)$ ,  $b = 12.554(9)$ ,  $c = 6.848(9)$  Å,  $\beta = 113.75(2)^\circ$

6.27(40), 4.134(66), 3.263(93), 3.115(60), 2.806(96), 2.735(100), 1.952(39), 1.689(49)

Cotype material is deposited in the mineralogical collections of the Natural History Museum of Los Angeles County, 900 Exposition Boulevard, Los Angeles, CA 90007, USA, catalogue numbers 67257, 66771, 66772, 66773 and 66774

How to cite: Kampf, A.R., Nash, B., Dini, M. and Molina Donoso, A.A. (2018) Camanchacaite, IMA 2018-025. CNMNC Newsletter No. 44, August 2018, page 879; *European Journal of Mineralogy*, **30**, 877–882.

#### IMA No. 2018-027

Hitachiite

$\text{Pb}_5\text{Bi}_2\text{Te}_2\text{S}_6$

Fudotaki deposit, Hitachi mine, Hitachi, Ibaraki, Japan (36°37'16.03"N, 140°36'46.50"E)

Takahiro Kuribayashi\*, Toshiro Nagase, Tatsuo Nozaki, Junichiro Ishibashi, Kazuhiko Shimada, Masaaki Shimizu and Koichi Momma

\*E-mail: [t-kuri@m.tohoku.ac.jp](mailto:t-kuri@m.tohoku.ac.jp)

Tetradymite group

Trigonal:  $P\bar{3}m1$

$a = 4.220(1)$ ,  $c = 27.02(4)$  Å

3.541(35), 3.391(59), 3.039(100), 2.177(14), 2.114(56), 2.040(11), 1.793(18), 1.735(18)

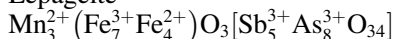
Type material is deposited in the mineralogical collections of the National Museum of Nature and Science, Tokyo, Japan, registration number NSM-M45821

How to cite: Kuribayashi, T., Nagase, T., Nozaki, T., Ishibashi, J., Shimada, K., Shimizu, M. and

Momma, K. (2018) Hitachiite, IMA 2018-027. CNMNC Newsletter No. 44, August 2018, page 879; *European Journal of Mineralogy*, **30**, 877–882.

#### IMA No. 2018-028

Lepageite



Szklary pegmatite, ca. 6 km N of the Ząbkowice Śląskie town, ca. 60 km S of Wrocław, Lower Silesia, Poland (50°39'04"N, 16°49'56"E)

Adam Pieczka\*, Mark A. Cooper and Frank C. Hawthorne

\*E-mail: [pieczka@agh.edu.pl](mailto:pieczka@agh.edu.pl)

New structure type

Triclinic:  $P\bar{1}$ ; structure determined

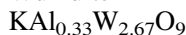
$a = 10.607(3)$ ,  $b = 10.442(3)$ ,  $c = 15.260(5)$  Å,  $\alpha = 89.58(1)$ ,  $\beta = 104.479(8)$ ,  $\gamma = 89.706(9)^\circ$   
2.898(85), 2.854(92), 2.846(88), 2.831(100),  
2.487(34), 2.474(34), 2.463(34), 1.728(24)

Type material is deposited in the collections of the Mineralogical Museum, University of Wrocław, Cybulskiego 30, 50–205 Wrocław, Poland, catalogue number MMWr IV7926

How to cite: Pieczka, A., Cooper, M.A. and Hawthorne, F.C. (2018) Lepageite, IMA 2018-028. CNMNC Newsletter No. 44, August 2018, page 880; *European Journal of Mineralogy*, **30**, 877–882.

#### IMA No. 2017-067a

Wumuite



Nanyang Village, Huaping Co., Panzhihua-Xichang region, China (101°27'13.86"E, 26°46'8.21"N)

Guowu Li\* and Yuan Xue

\*E-mail: [liguowu@cugb.edu.cn](mailto:liguowu@cugb.edu.cn)

Known synthetic analogue

Hexagonal:  $P6/mmm$ ; structure determined

$a = 7.2952(5)$ ,  $c = 3.7711(3)$  Å  
6.261(36), 3.727(30), 2.610(10), 3.161(100),  
2.413(40), 1.881(10), 1.820(15), 1.577(15)

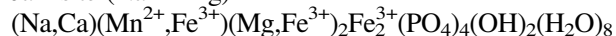
Type material is deposited in the mineralogical collections of the Geological Museum of China, 15 Xisi Mutton Alley, Beijing, China, registration No. M13782 (holotype), and the Crystal Structure Laboratory, China University of Geosciences, Beijing 100083, People's Republic of China, catalogue No. NY-6-2Z (cotype)

How to cite: Li, G. and Xue, Y. (2018) Wumuite, IMA 2017-067a. CNMNC Newsletter No. 44, August 2018, page 880; *European Journal of Mineralogy*, **30**, 877–882.

## NEW MINERAL PROPOSALS APPROVED IN JULY 2018

#### IMA No. 2018-017

Jahnsite-(NaMnMg)



Sapucaia pegmatite, Conselheiro Pena district, Minas Gerais, Brazil (18°54'38"S, 41°29'61"W) – type locality; White Rock No. 2 quarry, Bimbowrie Conservation Park, 24 km N of Olary, South Australia, Australia (140°19'E, 32°4'S) – cotype locality

Anthony R. Kampf\*, Peter Elliott, Barbara P. Nash, Luigi Chiappino and Sergio Varvello

\*E-mail: [akampf@nhm.org](mailto:akampf@nhm.org)

Jahnsite group

Monoclinic:  $P2/a$ ; structure determined

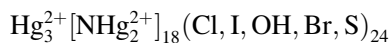
$a = 15.104(1)$ ,  $b = 7.1629(2)$ ,  $c = 9.8949(7)$  Å,  $\beta = 110.640(7)^\circ$

9.29(100), 5.02(27), 4.91(30), 3.546(32), 2.975(26),  
2.834(91), 2.601(33), 1.944(33)

Type material is deposited in the collections of the Mineral Sciences Department, Natural History Museum of Los Angeles County, 900 Exposition Boulevard, Los Angeles, CA 90007, USA, catalogue number 66701 (Sapucaia), and the South Australian Museum, North Terrace, Adelaide, South Australia, Australia, registration number G34298 (White Rock)

How to cite: Kampf, A.R., Elliott, P., Nash, B.P., Chiappino, L. and Varvello, S. (2018) Jahnsite-(NaMnMg), IMA 2018-017. CNMNC Newsletter No. 44, August 2018, page 880; *European Journal of Mineralogy*, **30**, 877–882.

#### IMA No. 2018-029



Clear Creek mine, New Idria mining district, San Benito Co., California, USA (120°43'58"W, 36°22'59"N)

Mark A. Cooper, Frank C. Hawthorne\*, Andrew C. Roberts, Christopher J. Stanley, John Spratt and Andrew G. Christy

\*E-mail: [frank\\_hawthorne@umanitoba.ca](mailto:frank_hawthorne@umanitoba.ca)

Loosely chemically related to comancheite

Orthorhombic:  $Amam$ ; structure determined

$a = 26.381(6)$ ,  $b = 45.59(1)$ ,  $c = 6.684(1)$  Å  
5.965(40), 5.717(50), 5.018(40), 2.853(100),  
2.776(100), 2.745(100), 2.690(35), 1.673(40)

Type material is deposited in the mineralogical collections of the Department of Natural History, Royal Ontario Museum, 100 Queens Park, Toronto,

Ontario M5S 2C6, Canada, catalogue number M58523

How to cite: Cooper, M.A., Hawthorne, F.C., Roberts, A.C., Stanley, C.J., Spratt, J. and Christy, A.G. (2018) IMA 2018-029. CNMNC Newsletter No. 44, August 2018, page 881; *European Journal of Mineralogy*, **30**, 877–882.

**IMA No. 2018-031**

Pliniusite

$\text{Ca}_5(\text{VO}_4)_3\text{F}$

Southern fumarole field, Mountain 1004, Tolbachik volcano, Kamchatka peninsula, Far-Eastern Region, Russia (holotype); Nahal Morag canyon, Hatrurim Basin, Israel (cotype)

Igor V. Pekov\*, Natalia V. Zubkova, Natalia N. Koshlyakova, Arkadiusz Krz̄atała, Dmitry I. Belakovskiy, Irina O. Galuskina, Evgeny V. Galuskin, Sergey N. Britvin, Evgeny G. Sidorov, Yevgeny Vapnik and Dmitry Y. Pushcharovsky

\*E-mail: [igorpekov@mail.ru](mailto:igorpekov@mail.ru)

Apatite supergroup

Hexagonal:  $P6_3/m$ ; structure determined

$a = 9.5777(7)$ ,  $c = 6.9659(5)$  Å

3.958(27), 3.488(33), 2.869(100), 2.823(35), 2.776(58), 2.674(25), 1.980(19), 1.871(23)

Type material is deposited in the collections of the Fersman Mineralogical Museum, Russian Academy of Sciences, Moscow, Russia, registration numbers 5202/1 (Tolbachik) and 5202/2 (Nahal Morag)

How to cite: Pekov, I.V., Zubkova, N.V., Koshlyakova, N.N., Krz̄atała, A., Belakovskiy, D.I., Galuskina, I.O., Galuskin, E.V., Britvin, S.N., Sidorov, E.G., Vapnik, Y. and Pushcharovsky, D.Y. (2018) Pliniusite, IMA 2018-031. CNMNC Newsletter No. 44, August 2018, page 881; *European Journal of Mineralogy*, **30**, 877–882.

**IMA No. 2018-034**

Goldschmidite

$\text{KNbO}_3$

As inclusion in a diamond from the Koffiefontein kimberlite pipe, South Africa (29°24.9'S, 24°59.5'E) Nicole A. Meyer\*, Michelle D. Wenz, James P.S. Walsh, Steven D. Jacobsen, Andrew J. Locock and Jeffrey W. Harris

\*E-mail: [nameyer@ualberta.ca](mailto:nameyer@ualberta.ca)

The K analogue of isolueshite

Cubic:  $Pm\bar{3}m$

$a = 3.9875(1)$  Å

2.820(100), 1.994(50), 1.628(58), 1.410(36), 1.261(28), 1.066(38), 0.892(30), 0.814(43)

Type material is deposited in the mineralogical collections of the Royal Ontario Museum, 100 Queen's Park, Toronto, Ontario M5S 2C6, Canada, accession number M58208

How to cite: Meyer, N.A., Wenz, M.D., Walsh, J.P.S., Jacobsen, S.D., Locock, A.J. and Harris,

J.W. (2018) Goldschmidite, IMA 2018-034. CNMNC Newsletter No. 44, August 2018, page 881; *European Journal of Mineralogy*, **30**, 877–882.

**IMA No. 2018-035**

Mengeite

$\text{Ba}(\text{Mg}, \text{Mn}^{2+})\text{Mn}_4^{3+}(\text{PO}_4)_4(\text{OH})_4 \cdot 4\text{H}_2\text{O}$

Spring Creek copper mine, 10 km S of Wilmington, South Australia, Australia

Peter Elliott\*

\*E-mail: [peter.elliott@adelaide.edu.au](mailto:peter.elliott@adelaide.edu.au)

Structurally related to bermanite and ercrite

Triclinic:  $P\bar{1}$ ; structure determined

$a = 5.426(1)$ ,  $b = 5.427(1)$ ,  $c = 16.387(3)$  Å,  $\alpha = 87.63(3)$ ,  $\beta = 99.08(3)$ ,  $\gamma = 110.63(3)^\circ$

16.126(100), 5.106(12), 4.418(44), 3.246(14), 3.191(9), 3.145(12), 2.796(25), 2.680(12)

Type material is deposited in the mineralogical collections of the South Australian Museum, North Terrace, Adelaide, South Australia 5000, Australia, registration number G34744

How to cite: Elliott, P. (2018) Mengeite, IMA 2018-035. CNMNC Newsletter No. 44, August 2018, page 881; *European Journal of Mineralogy*, **30**, 877–882.

**IMA No. 2018-036**

Pandoraite-Ca

$\text{CaV}_5^{4+}\text{V}_2^{5+}\text{O}_{16} \cdot 3\text{H}_2\text{O}$

Pandora mine, La Sal district (Paradox Valley district), San Juan Co., Colorado, USA (38°18'34"N, 109°13'13"W)

Anthony R. Kampf\*, John M. Hughes, Barbara P. Nash and Joe Marty

\*E-mail: [akampf@nhm.org](mailto:akampf@nhm.org)

Isostructural with pandoraite-Ba (IMA # 2018-024; this newsletter)

Monoclinic:  $P2$

$a = 6.1119(8)$ ,  $b = 6.105(8)$ ,  $c = 21.460(9)$  Å,  $\beta = 90.1(1)^\circ$

11.07(100), 4.055(12), 3.629(11), 3.084(16), 2.831(14), 2.745(22), 2.564(23), 1.940(25)

Type material is deposited in the mineralogical collections of the Natural History Museum of Los Angeles County, 900 Exposition Boulevard, Los Angeles, CA 90007, USA, catalogue number 67287

How to cite: Kampf, A.R., Hughes, J.M., Nash, B.P. and Marty, J. (2018) Pandoraite-Ca, IMA 2018-036. CNMNC Newsletter No. 44, August 2018, page 881; *European Journal of Mineralogy*, **30**, 877–882.

**IMA No. 2018-037**

Zinconigerite-2N1S

$\text{ZnSn}_2\text{Al}_{12}\text{O}_{22}(\text{OH})_2$

Xianghualing skarn, Linwu County, Hunan Province, China (112°34'E, 25°26'N)

Can Rao\*, Rucheng Wang, Xiangping Gu, Qunke Xia, Chuanwan Dong, Frédéric Hatert, Xuege Yu and Wumengyu Wang

\*E-mail: [canrao@zju.edu.cn](mailto:canrao@zju.edu.cn)

Nigerite group

Trigonal:  $P\bar{3}m1$

$a = 5.714(1)$ ,  $c = 13.821(3)$  Å

2.841(74), 2.431(100), 1.851(25), 1.834(34), 1.646(74), 1.545(81), 1.428(32), 1.417(27)

Type material is deposited in the mineralogical collections of the Geological Museum of China, No. 16, Yangrou Hutong, Xisi, Beijing 100031, People's Republic of China, catalogue number M13810  
How to cite: Rao, C., Wang, R., Gu, X., Xia, Q., Dong, C., Hatert, F., Yu, X. and Wang, W. (2018) Zinconigerite-2N1S, IMA 2018-037. CNMNC Newsletter No. 44, August 2018, page 881; *European Journal of Mineralogy*, **30**, 877–882.

#### IMA No. 2018-038

Proxidecagonite

$Al_{34}Ni_9Fe_2$

In a fragment of the Khatyrka meteorite, Koryak Mountains, Russia

Luca Bindi\* and Paul J. Steinhard

\*E-mail: [luca.bindi@unifi.it](mailto:luca.bindi@unifi.it)

New structure type

Orthorhombic:  $Pnma$ ; structure determined

$a = 29.013(3)$ ,  $b = 8.156(1)$ ,  $c = 12.401(2)$  Å  
3.96(50), 3.80(40), 3.403(40), 2.069(50), 2.045(100), 2.036(30), 2.033(50), 2.024(70)

Type material is deposited in the mineralogical collections of the Museo di Storia Naturale – Sezione di Mineralogia e Litologia, Università di Firenze, Via La Pira 4, I-50121 Firenze, Italy, catalogue number 3291/I

How to cite: Bindi, L. and Steinhard, P.J. (2018) Proxidecagonite, IMA 2018-038. CNMNC Newsletter No. 44, August 2018, page 882; *European Journal of Mineralogy*, **30**, 877–882.

#### IMA No. 2018-039

Meyrowitzite

$Ca(UO_2)(CO_3)_2 \cdot 5H_2O$

Markey mine, Red Canyon, White Canyon District, San Juan Co., Utah, USA ( $37^\circ 32' 57''$ ,  $110^\circ 18' 08''$ W)

Anthony R. Kampf\*, Jakub Plášil, Travis Olds, Barbara P. Nash and Joe Marty

\*E-mail: [akampf@nhm.org](mailto:akampf@nhm.org)

A dimorph of zellerite

Monoclinic:  $P2_1/n$ ; structure determined

$a = 12.376(3)$ ,  $b = 16.087(1)$ ,  $c = 20.134(2)$  Å,  $\beta = 107.68(1)^\circ$

12.11(100), 9.52(48), 8.19(59), 5.96(68), 5.04(79), 4.359(45), 4.057(32), 3.944(31)

Cotype material is deposited in the mineralogical collections of the Natural History Museum of Los

Angeles County, 900 Exposition Boulevard, Los Angeles, CA 90007, USA, catalogue numbers 66789 and 66790

How to cite: Kampf, A.R., Plášil, J., Olds, T., Nash, B.P. and Marty, J. (2018) Meyrowitzite, IMA 2018-039. CNMNC Newsletter No. 44, August 2018, page 882; *European Journal of Mineralogy*, **30**, 877–882.

#### IMA No. 2018-040

Cerromojonite

$CuPbBiSe_3$

El Dragón mine, Quijarro province, 30 km SW of Potosí, Bolivia ( $19^\circ 49' 23.90''$ S,  $65^\circ 55' 00.60''$ W, 4160 m asl)

Hans-Jürgen Förster\*, Luca Bindi, Günter Grundmann and Christopher J. Stanley

\*E-mail: [forhj@gfz-potsdam.de](mailto:forhj@gfz-potsdam.de)

The Se analogue of součekite

Monoclinic:  $Pn2_1m$ ; structure determined

$a = 8.202(1)$ ,  $b = 8.741(1)$ ,  $c = 8.029(1)$  Å  
4.00(20), 3.86(25), 2.783(100), 2.727(55), 2.608(40), 1.999(25), 1.992(20), 1.788(20)

Type material is deposited in the mineralogical collections of the Natural History Museum, Cromwell Road, London SW7 5BD, United Kingdom, catalogue number BM 2018,11 (polished section), and the Mineralogical State Collection – Museum Reich der Kristalle, Theresienstraße 41, 80333 München, Germany, inventory number MSM 73583 (cotype)

How to cite: Förster, H.-J., Bindi, L., Grundmann, G. and Stanley, C.J. (2018) Cerromojonite, IMA 2018-040. CNMNC Newsletter No. 44, August 2018, page 882; *European Journal of Mineralogy*, **30**, 877–882.

## NOMENCLATURE PROPOSALS APPROVED IN JULY 2018

### Alluaudite supergroup

A new classification and nomenclature scheme has been approved for the minerals of the alluaudite supergroup. The supergroup is divided into the alluaudite group, the wylleite group, and the bobfergusonite group.

### Discreditation of fupingquite

As a side effect of the new classification of alluaudites, the mineral fupingquite (IMA 2016-087; see CNMNC Newsletter 35) is not a separate species from varulite and has been discredited.

### ERRATUM

The file on jahnsite-(NaMnMg) published in Newsletter 43 was wrong. The correct one is included in this Newsletter.