

Index

Index

Note: Page numbers followed by a t refer to tables. Page numbers followed by an f refer to figures.

A

- A1C, 2t, 7, 38
- Adolescents, 2, 14, 60, 69–70, 71t, 72, 180t
- AIM (Pump Accurate Insulin Management) Formulas, 60
- Alcohol
 - blood glucose levels, 121, 131–132
 - carbohydrate counting, 55t
 - hyperglycemia, 89t
 - hypoglycemia, 95t, 97
 - insulin dosages, 54, 63, 71, 77
 - insulin-to-carbohydrate ratios (ICR), 57
 - pattern management, 86, 88
 - pharmacological therapy, 155
 - serving sizes, 26t
- American Diabetes Association (ADA)
 - recommendations, 6–8, 21, 28, 123, 133–134
 - works of:
 - Basic Carbohydrate Counting*, 5–6, 31
 - Care of Children and Adolescents with Type I Diabetes*, 2
 - Choose Your Foods: Exchange List for Diabetes*, 31, 126
 - Cultural Food Practices: A Reference for Diabetes Care Professionals*, 130
 - First Steps in Diabetes Meal Planning, The*, 31
 - Putting Your Patients on the Pump*, 71
 - Smart Pumping*, 71
- Assessment, 3–4, 11–15, 17, 31, 51–52, 71
- Atherosclerosis, 6
- Autonomic neuropathy, 141

B

- Basic Carbohydrate Counting* (ADA), 5–6, 31
- Biostator data, 60
- Blood glucose levels. *See also* Carbohy-

196 Practical Carbohydrate Counting

drate counting; Carbohydrate(s);
Glycated hemoglobin (A1C);
Hyperglycemia; Hypoglycemia;
Nutrition

assessment, 12, 14

basal “check tests”, 88

continuous glucose monitoring
(CGM), 73, 75, 86

control, 1–3, 6–8, 20, 61, 68, 71,
106, 112, 115, 121, 124

customized correction factor (CF),
54–56, 58–67, 72, 78–83, 139,
142

case studies, 102–106

dietary components effect on, 28,
121–132

“fix the fasting”, 88

goals, 62, 88

pattern management, 85–88

pharmacological therapy, 99, 145,
153–154, 169–173

physical activity, impact of, 133–137

plasma glucose concentrations, 3t

postprandial euglycemia, 145

prandial

- insulin dosages, 52–54, 60–61,
64–65, 74, 76–77, 79, 145
- insulin-to-carbohydrate ratios
(ICR), 57, 88, 96t, 97, 150
- interpreting, 37–38
- pump therapy, 71, 75

proactive, 66

reactive, 66

record keeping, 57, 72, 75, 78, 86,
88, 97–98, 134, 141–142,
176–177

self-monitoring blood glucose
(SMBG)

- bolus (food coverage and correction
dose) insulin, 64
- case studies, 40, 43, 46, 102–103,
109, 111, 114
- gastroparesis, 140

- insulin-to-carbohydrate ratios
(ICR), 57, 59, 150
- record keeping, 98–99
- restaurants, eating out at, 130
- stress, 139
- sick day management, 137–138

Blood pressure, 1, 2t

Bolus on board, 38, 62–63

C

Carbohydrate counting

- action plan, case studies, 40–41
- advanced, 3–6, 12, 15, 27, 69–70,
85, 126–127, 149, 154, 158
- case studies, 101–117
- assessment, 11–15, 55, 71
- basic, 3–5, 12, 14–15, 27, 29, 32,
158
- concepts to teach, advanced
 - basal (background) insulin, 53
 - bolus (food coverage and correction
dose) insulin, 53–54
 - CF calculation and correction,
60–61
 - ICR(s), calculation of, 56–59
 - insulin action, 52
 - insulin delivery vehicles, 54–55
 - insulin regulation for 24-hour
blood glucose control, 52–53
 - meal and snack (preprandial) bolus
insulin doses, determination of,
64
 - methods, 57–59
- concepts to teach, basic
 - measuring equipment, 33–37
 - nutrition facts panel, 31–33
 - portion control tools, 33–37
 - rationale, 17–18
- database, 70, 81–82
- definition, 5
- fiber, dietary, subtracting, 125–126

- goals, case studies, 41, 44, 47, 103–104, 108–109, 111, 115
 - guides, 31
 - Hand Guides for Portion Control, 34t, 35, 129
 - personal, 157–160
 - for recipes, 32
 - record keeping, 176–181
 - resources for, 163–166
 - tools and resources, 13–14
 - Carbohydrate(s)
 - bolus doses, 73–74
 - counting, rationale for, 17–18
 - food groups, identifying, 18–19
 - and glycemic control, 20
 - healthy, 19–20
 - hidden, 55
 - and hypoglycemia, 67, 94t
 - and insulin, 7
 - intake, uncertain, 67–68
 - meal planning, 25t, 28
 - meals and snacks, 21, 23
 - nutritional needs, 7, 20–21, 22t–23t
 - pharmacological therapy, 155
 - and physical activity, 135t–136
 - and postprandial capillary plasma glucose, 6, 8
 - pump therapy, 81–82
 - serving sizes, 26–27
 - Care of Children and Adolescents with Type 1 Diabetes* (ADA), 2
 - Case studies, 39–48, 101–117
 - Catecholamines, 137
 - Children, 2, 24, 29, 53–54, 56, 59, 62–63, 68, 72, 130
 - Choose Your Foods: Exchange Lists for Diabetes* (ADA), 31, 126
 - Comorbid conditions, 2t
 - Complications, chronic, 1
 - Continuous subcutaneous insulin infusion pump (CSII)
 - carbohydrate counting and, 6, 69–83, 160, 180–181
 - gastroparesis, 142
 - hyperglycemia, 89t–96t
 - hypoglycemia, 24, 63
 - insulin therapy regimen, 51–53, 56, 65–66, 122–123, 147–148
 - pharmacological therapy, 154
 - physical activity, 135t
 - resources for, 167–168
 - self-monitoring blood glucose (SMBG), 38
 - sick day management, 138–139
 - travel, 141
- D**
- Data, case studies, physical and lab, 39, 42, 45, 107, 112
 - Davidson, Paul C., 60
 - Dawn phenomenon, 56, 71
 - Dehydration, 137–138
 - Dental surgery, 91t, 94t, 137–138
 - Diabetes
 - complications, 1
 - self-management, 1, 85, 88
 - type 1 diabetes, 5–7, 139
 - type 2 diabetes, 5, 20, 121–122, 127, 147, 154–155
 - Diabetes Complications and Control Trial (DCCT), 6, 69, 127
 - Diabetes self-management training (DSMT), 1
 - Dietary Guidelines for Americans* (U.S. Department of Health and Human Services), 28, 29
 - Dietary Reference Intake* (DRI), 7, 21, 29
 - Dose Adjusted for Normal Eating (DAFNE), 7

198 Practical Carbohydrate Counting

E

Exercise. *See* Physical activity

F

First Steps in Diabetes Meal Planning, The (ADA), 31

Food and Drug Administration, The (FDA), 32–33, 152

Food groups. *See* Nutrition

G

Gastroparesis, 53, 73, 75, 90t, 93t, 141–142

Glucagon, 145, 153–154, 171–172

Glycated hemoglobin (A1C), 2t, 7, 38

Glycemic Index (GI), 8, 123–124

Glycemic Load (GL), 8, 123–124

Glycogen, 122, 135

H

Hand Guides for Portion Control, 34t, 35, 129

Health care team

assessment, 3–4, 11–15, 51–52

carbohydrate counting, 51–69, 157

case studies

action plan, 40–45, 47, 101–106, 109–111, 114–116

follow-up, 41, 44, 48, 104–106, 111–112, 114–117

insulin delivery vehicles, 54, 66

meal planning, 5–7, 11, 17–18, 25t, 25–30, 31, 128–129

pattern management, 82, 85–88, 97, 134

pump therapy, 6, 60, 62, 69, 71–72, 74

Hepatic glucose production, 53, 145, 147, 173

Holidays, 139

Hormonal changes, 71, 77, 91t, 94t, 133, 142

Hormones, counter-regulatory, 137

Hyperglycemia

cause and adjustment, 89t–92t

correction doses, 78

correction factor, 66–67

and gastroparesis, 141

glycemic index, 123

hormonal changes, 142

hypoglycemia, overtreatment of, 90t

insulin dosages, 54

insulin therapy regimen, 149

physical activity, impact of, 133–137

postprandial, correcting, 59, 149

prevention, 6, 88

pump therapy, 80–82

sucrose, dietary, 27–28

weight, 154

Hypertriglyceridemia exogenous, 52, 131

Hypoglycemia

alcohol and, 131–132

amylinomimetics, 153

cause and adjustment, 93t–96t, 97–99

correction, reverse, 67, 82

and gastroparesis, 141–142

hormonal changes, 142

illness, 138

insulin therapy regimen, 149

overtreatment of, 90t

pharmacological therapy, 155

physical activity, impact of, 133–137

postprandial, correcting, 59

preprandial, 63–65

prevention, 6, 24, 88

pump therapy, 80–82

and stress, 139

treating, 126–127

Hypoglycemia unawareness, 2t

- Idaho Plate Method, The, 37
- Illness, 63, 71, 77, 86, 91t, 94t, 97, 137–138
- Infants, glycemic goals, 2
- Institute of Medicine's *Dietary Reference Intakes* (DRIs), 7
- Insulin. *See also* Continuous subcutaneous insulin infusion pump (CSII); Multiple daily injections (MDI) regimen; Pharmacological therapy
- action, 79–82, 148
 - basal (background) insulin, 56, 70–73, 85, 89t–95t, 139–140, 142, 145, 147–148, 153
 - on board, 62–63, 65, 67–68
 - bolus (food coverage and correction dose) insulin
 - carbohydrate counting and, 160
 - combination (dual wave), 73–77, 122–123
 - dosage, 72–82
 - extended (square wave), 73–77
 - gastroparesis, 142
 - holidays, 139
 - hormonal changes, 142
 - hyperglycemia, 67, 88, 89t–90t
 - hypoglycemia, 93t–94t
 - insulin therapy regimen, 147–148
 - meal and snack, determination of, 64–65
 - stress, 139
 - travel, 140
 - concentrations, 152
 - delivery vehicles
 - jet injectors, 56
 - pens, 52, 54–56, 66
 - “smart pumps”, 62–63, 66, 80–82
 - syringes, 54–56
 - dosage, 38, 53–56, 61–62, 88, 89t–96t, 97–99
 - exogenous, 147
 - food, release for, 146f
 - “on board”, 54, 62–63, 65, 67–68, 77, 79–82
 - pharmacodynamic action, 148–149
 - pharmacokinetics, 148–149
 - physiologic, secretion, 146f
 - postprandial, 145
 - regimens, case studies, 101, 107, 113
 - regimens, examples, 150, 151f, 152
 - resistance, 63, 79
 - sensitivity factor, 6, 56, 60, 63, 79
 - sliding scale, 62, 107
 - “stacking”, 65, 68, 80, 94t
 - supplies, 86, 91t
 - total daily dosage (TDD), 53–54, 57–67, 80, 82, 102, 110, 113, 147
 - types of, 173
 - intermediate, 88
 - long-acting, 88
 - pre-mixed, 149
 - rapid-acting, 53–54, 65, 67–68, 71, 78–81, 88, 142
 - short-acting, 53, 57–58, 60–62, 64, 70, 78–80, 88, 90t, 93t, 97, 142
- Insulin infusion pump (CSII). *See* Continuous subcutaneous insulin infusion pump (CSII)
- Insulin-to-carbohydrate ratios (ICR)
- bolus (food coverage and correction dose) insulin, 53–54, 57, 64
 - calculation of, 56–59, 61
 - carbohydrate counting, advanced, 6
 - case studies, 102–106
 - hormonal changes, 142
 - hypoglycemia, treating, 127
 - insulin therapy regimen, 149, 152
 - pattern management, 85–86, 88, 89t–96t, 97–99

200 Practical Carbohydrate Counting

physical activity, 135t
pump therapy, 70, 72–79, 81–83,
160
vacation, 139, 141

K

Ketones, 91t–92t, 94t, 107, 134,
137–139
Ketosis, 134, 137–139
King, Allen B., 61

L

Lifestyle changes, 40, 43, 59, 63, 71,
73, 86, 133, 139
Lipids, 1, 2t
Lipoprotein levels, 1, 2t
Liver, 122

M

Medical Nutrition Therapy (MNT). *See*
Nutrition
Menopause, 73, 142
Menses, 53, 57, 71, 86, 91t, 94t–95t,
97, 142
Multiple daily injections (MDI) regi-
men
carbohydrate counting and, 5–6,
51–53, 55, 178–179
hypoglycemia, 24, 63
and insulin therapy, 65, 71, 147–148
macronutrients effect on, 123
pharmacological therapy, 75, 154
postprandial capillary plasma glucose,
38
sick day management, 138–139

N

NASCO, 37
Nutrition. *See also* Carbohydrate count-
ing; Carbohydrate(s)
caloric intake, 7, 20–21, 29, 139
carbohydrate counting education, 12
children, 29, 68
exchanges/choices, 27, 31–32
fats, dietary, 7, 17–19, 29, 67, 75,
89t, 93t, 121–122, 141
fiber, dietary, 19, 67, 125, 141
food database, personal, 159t
food diary, 57, 96t
food groups, 26–27
food habits, case studies, 39–40,
42–43, 45–46, 108, 112–113
goals, 28–29
individual needs, 1, 68
meal planning, 25t, 27
case studies, 40, 43, 46
pattern management, 86–87
polyols (sugar alcohols), 130–131
portion control, 31–37, 157–160
preferences, 1
pregnancy, 29, 68
protein, 7, 17–19, 29, 35, 75, 89t,
93t, 121–122
restaurants, portion control tips for
eating at, 36, 128–130, 166
serving sizes, 26–27
sucrose, dietary, 27–28, 131
“sugars”, 32–33
vitamins and minerals, 19–20, 141
Nutrition Counseling and Education
Services, 37
Nutrition Facts panel, 13, 26, 28,
31–37, 131–132, 157–160

P

- Pancreatic cells, 145, 147, 153–154, 169, 171–172
- Pattern management, 52, 78, 82, 85–88, 89t, 97, 99, 134
- Perimenopause, 73, 142
- Pharmacological therapy. *See also*
 - Insulin
 - alpha-glucosidase inhibitors, 154–155, 171
 - amylin analog, 52–53, 75, 99, 145, 152–153, 172
 - amylinomimetics, 152–153
 - biguanides, 154–155, 170
 - blood glucose lowering, 169–173
 - case studies, 39, 42, 45
 - and carbohydrate counting, 7, 51
 - dipeptidyl peptidase-4 inhibitors (DPP4), 154–155, 171
 - exenatide, 42, 45, 99, 153–154, 172
 - and food habits, 21, 24
 - gastric inhibitory polypeptide (GIP), 153
 - glucagon-like peptide-1 (GLP-1), 153
 - and hyperglycemia, 89t, 91t
 - and hypoglycemia, 93t–94t
 - and illness, 138
 - incretin mimetics, 152–154, 172
 - injectable, other, 152–153, 172
 - medication, combination, 171
 - meglitinides, 89t, 93t, 154–155, 169–170
 - oral medications, 154–155
 - pattern management, 86–87
 - pharmacodynamic action, 67, 150
 - and physical activity, 134
 - pramlintide, 52–53, 75, 89t, 93t, 99, 145, 152–153, 155, 172
 - sulfonylurea, 99, 153–155, 169
 - thiazolidinedione (TZD), 154, 170
 - and travel, 140

Physical activity

- blood glucose levels, 133–137
- case studies, 40, 43, 46
- hyperglycemia, 90t–91t
- hypoglycemia, 94t, 97
- insulin dosages, 63, 71–72, 77
- insulin-to-carbohydrate ratios (ICR), 59
- nutritional needs, 21
- pattern management, 85–87
- type 2 diabetes, 5, 15
- Plasma glucose. *See* blood glucose levels
- Portion Distortion Quiz, 33
- Portion Doctor, The, 37
- Postprandial capillary plasma glucose. *See* Blood glucose levels
- Pregnancy, 2t, 29, 39–40, 63, 68, 73, 131
- Preprandial capillary plasma glucose. *See* Blood glucose levels
- Pump therapy. *See* Continuous subcutaneous insulin infusion pump (CSII)
- Putting Your Patients on the Pump* (ADA), 71

R

Rules

- 1500 Rule, 60–62
- 1700 Rule, 60–62
- 1800 Rule, 60–62
- 2000 Rule, 60–62
- CF Rule, modified, 60–62
- Rule of 500, 57–58, 110

S

- Sick day management, 137–138
- Skeletal muscles, 122, 173
- Smart Pumping* (ADA), 71

202 Practical Carbohydrate Counting

Steroids, 63

Stress

blood glucose levels, 3, 133

hyperglycemia, 91t

hypoglycemia, 94t–95t, 97, 126,
138–139

insulin dosages, 54, 63, 71–72, 77

insulin-to-carbohydrate ratios (ICR),
57, 59

pattern management, 86–88

restaurants, portion control tips for
eating at, 37

Surgery, 91t, 94t, 137–138

T

Time zone changes, 59, 140–141

Total daily dosage (TDD). *See* Insulin

Travel, 86, 133, 140–141

U

United Kingdom Prospective Diabetes
Study (UKPDS), 6

V

Vacation, 139–140

Vagus nerve, 141

W

Walsh, John, 60–61

Weight


body, 27, 96t, 121, 127–128, 130,
139

food, 34–35

insulin-to-carbohydrate ratios (ICR),
58–59

loss, 19–20, 22–23t, 73, 87, 133,
153–155

Other Titles From The American Diabetes Association



Complementary and Alternative Medicine (CAM) Supplement Use in People with Diabetes

by Laura Shane-McWhorter, PharmD, BCPS, FASP, BC-ADM, CDE

Patients are often interested and excited by the prospects of complementary and alternative medicine supplementation. Keep yourself informed of this growing field, so you—and your patients—can make the safest, most effective decisions when it comes to CAM use.

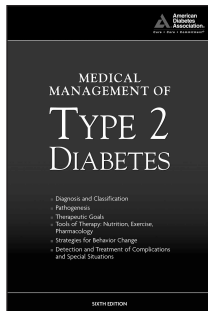
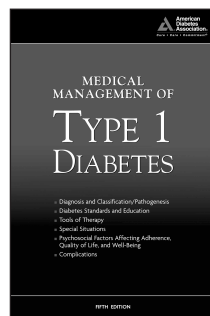
Order No. 5423-01; Price \$39.95

Medical Management of Type 1 Diabetes, Fifth Edition

edited by Francine R. Kaufman, MD

New insulins and administration protocols, advanced carbohydrate counting, and emphasis on continuing patient education are all advances in diabetes treatment that have dramatically shifted potential outcomes for patients with type 1 diabetes. This new edition of *Medical Management of Type 1 Diabetes* focuses on the latest molecular advances, new treatment methods, recent clinical trials, and the American Diabetes Association's Standards of Care.

Order No. 5403-05; Price \$49.95



Medical Management of Type 2 Diabetes, Sixth Edition

edited by Charles F. Burant, MD, PhD

Bring the most up-to-date approaches and protocols for diagnosing and treating type 2 diabetes to your patients with this newly revised edition of *Medical Management of Type 2 Diabetes*. This indispensable, comprehensive resource provides guidelines for diagnosis, treatment, blood glucose management, nutrition, and exercise. Get the latest information on insulin secretagogues, combination therapy, oral agents, delivery devices, and obesity in this one convenient source.


Order No. 5404-06; Price \$49.95

Managing Preexisting Diabetes and Pregnancy

edited by John L. Kitzmiller, MD

This invaluable volume is the go-to resource for anyone who needs the American Diabetes Association's current standards of care for pregnant women with preexisting type 1 or type 2 diabetes. It includes the latest ADA recommendations and treatment protocols.

Order No. 5434-01; Price \$89.95



To Order these and other great American Diabetes Association titles, call 1-800-232-6733, or visit <http://store.diabetes.org>. American Diabetes Association titles are also available in bookstores nationwide.

