

# A Hexagonal Cell Automaton Model to Imitate Physarum Polycephalum Competitive Behaviour

Abubakr Awad<sup>1</sup>, Wei Pang<sup>1</sup>, David Lusseau<sup>2</sup> and George M. Coghill<sup>1</sup>

<sup>1</sup>School of Natural and Computing Sciences, University of Aberdeen, UK

<sup>2</sup>School of Biological Sciences, University of Aberdeen, UK  
abubakr.awad@abdn.ac.uk

## Abstract

Slime mould (*Physarum*) may not have brains, but they are capable of solving many significant and challenging problems. Existing models for studying the intelligent behaviour of *Physarum* have overlooked its foraging behaviour under competitive settings. In this research, we propose a new model based on Cellular Automata (CA) and Reaction Diffusion (RD) system, where multiple *Physarum* interact with each other and with their environment. The novelty of our model is that the *Physarum* has six neighbours at equidistant (hexagonal CA), furthermore, we have extended the model to 3D and multi-dimensional CA grid. The growth of *Physarum* is determined by the balance between attraction force towards food resources (determined by mass and quality) and repulsion forces between competing *Physarum* according to their power (mass) and hunger motivation. To validate this model, numerical experiments were conducted. *Physarum* with more mass succeeded in engulfing a larger number of food resources with high quality in shorter time (number of iteration). It also occupied larger area of the grid (territory) and excluded its competitors. We also conducted empirical analysis to compare the time complexity between the hexagonal and Moore neighbourhood, and it showed that hexagonal neighbourhood is more efficient than Moore in terms of computational cost. To the best of our knowledge, we are the first to present *Physarum* in competition mathematical model and the algorithms inspired from such a model has demonstrated its promising performance in solving several real world problems such as mobile wireless sensor networks, and discrete multi objective optimization problems.

## Introduction

Swarm intelligence is one of the most interesting topics dealing with the collective behaviour of decentralized and self-organized systems. It consists of a population of simple agents which can communicate locally with each other and to their local environment. These interactions can lead to the emergence of very complex global behaviour (Tan and Shi, 2017). A variety of swarm intelligence algorithms for optimization problems such as particle swarm optimization (Eberhart and Kennedy, 1995), ant colony optimization (Dorigo et al., 1996), Artificial Bee Colony (ABC) (Karaboga and Basturk, 2007) have been developed with increasingly wide applications in real-world.

In recent years, cellular computational models based on single cellular organisms function, become an important branch of biology-inspired computing; Bacterial colonies (Kim et al., 2007) and *Physarum Polycephalum* (Slime mould) (Adamatzky, 2010) are examples. Just like social insects and animals, *Physarum* too exhibits swarm intelligence; it shares many features of collective behaviour such as synchronization, communication, positive feedback, leadership, and response thresholds (Reid and Latty, 2016). The primitive intelligence of *Physarum polycephalum* is mostly demonstrated during its plasmodium stage (a giant amoeba-like multi-nucleated single cell). *Physarum* senses gradients of chemo attractants and repellents and forms a mycelial yellowish vascular network in search of nutrition (Cavender, 1995). The *Physarum* foraging behaviour consists of two simultaneous self-organized processes of expansion (exploration) and shrinkage (exploitation) (Nakagaki et al., 2001). *Physarum* protoplasmic flux is changing in a continuous way with the change of external environmental conditions (chemotaxis, phototaxis and thermotaxis) (Cavender, 1995; Jones et al., 2017). This characteristic allows *Physarum* to have great potentials in dealing with network graph-optimization problems in dynamic environment.

It has been demonstrated that *Physarum* is capable of finding the shortest path between two points using a simple heuristic while foraging for food (Nakagaki et al., 2000). This has inspired computer scientists to develop novel, bio-inspired algorithms capable of solving many hard problems (Adamatzky, 2010). Much research has confirmed and broadened the range of its computation abilities to spatial representations of various graph problems. Please refer Sun (2017); Zhang et al. (2016b) for more detailed discussions.

In this paper, we present a novel mathematical model to simulate multiple *Physarum* foraging behaviour in competition settings, based on the trade-offs between their motivation for food, the value of resources (food patch quality), and in the presence of competitors. We assume that the individual skills of competition is more efficient to achieve an optimal balance between exploration and exploitation, and fundamental for the process social collaboration and popu-

lation diversity. We assume that the individual skills of competition is more efficient to achieve an optimal balance between exploration and exploitation, and fundamental for the process social collaboration and population diversity.

The rest of this paper is structured as follows: In Section 2, some related work is reviewed. The novelty of our model is discussed in Section 3, then we proceed to explain our proposed model in Section 4. Numerical examples are given to demonstrate how the proposed model simulate multiple Physarum decision making in competition settings in Section 5. Finally, the paper ends with conclusions and suggestions for further researches.

## Related Work

### Mathematical Models

Many mathematical models have been proposed to study the Physarum foraging behaviour, for example the flow-conductivity model (Tero et al., 2007), the cellular model (Gunji et al., 2008), the multi-agent model (Jones, 2011), and the shuttle streaming model (Siriwardana and Halgamuge, 2012) are examples. These models were able to solve problems such as finding the shortest path in directed or undirected networks (Zhang et al., 2014), designing supply chain networks (Zhang et al., 2016a), and simulating transport networks (Tsompanas et al., 2015). Up to now these models consider the foraging behaviour when only one Physarum is presented. They did not address the responses of individual Physarum in competition settings, which can lead to the emergence of very complex global behaviour, far beyond the capability of individual Physarum.

### Physarum Competitive Behaviour

Competition is generally referred to the negative effects caused by the presence of neighbours, usually by reducing the availability of resources (exploitation-competition). Competition is very important in driving natural selection as a superior competitor can eliminate an inferior one from the area, resulting in competitive exclusion (Hardin, 1960). Imperialist Competitive Algorithm (ICA) (Bernal et al., 2017) and Competition Over food Resources (COR) (Mohseni et al., 2014) are examples of competition algorithms.

There is increasing evidence that simple organisms like Physarum have complex social behaviours including cooperation and competition. Physarum is capable of making complex foraging decisions based on trade-offs between risks, hunger level and food patch quality (Latty and Beekman, 2011). Physarum always initiated foraging behaviour quicker if it was hungry and in the presence of a competitor (Stirrup and Lusseau, 2019). We still do not fully understand how competitive behaviour is integrated in the Physarum decision-making processes in realistic competition settings, so we started by postulating possible heuristics that Physarum might employ in competitive environments.

## Work Novelty

### Model Selection

After reviewing the literature on several models, we have decided to extend Tsompanas et al. (2016) model, which is based on Cellular Automata (CA) and Reaction-Diffusion (RD) system, to simulate the foraging behaviour of Physarum in the presence of competition. However this model needs modification to address new requirements of competition settings.

### Why Cellular Automata and Reaction-Diffusion Systems?

After Wolfram (1984), CA have received extensive academic interest for their fundamental characteristics and capabilities to effectively simulate physical systems, biological systems, and solving scientific problems (Feynman, 1982). CA can capture the essential features of systems where global behaviour arises from the collective effect of simple components, which interact locally. Gunji et al. (2008) have developed a model based on CA to simulate the motion of Physarum as a local protoplasmic flow system.

RD systems are mathematical models which correspond to several physical phenomena. The most common is the change in space and time of the concentration of one or more chemical substances, which causes the substances to spread out over a surface in space. RD systems are naturally applied in chemistry, however, they can also describe dynamical processes of non-chemical nature like in biology (Kondo and Miura, 2010).

### Basic Principles for Physarum Mathematical Model in Competition Settings

In the following subsections, we will show how our model differs from the previous model of Tsompanas et al. (2016), which considered only single Physarum foraging behaviour.

**Hexagonal Cell Automaton Neighbourhood** There are different types of neighbours that can be considered during the experiment design to capture Physarum diffusion direction. Some researchers decided to use four neighbourhood of Von-Neumann (Fig. 1-A) as in Shirakawa et al. (2015), however diagonal diffusion of Physarum (North East, North West, South East and South West) is longer; but it still can occur with lower probability. Other researchers used eight neighbourhoods of Moore (Fig. 1-B) as in Tsompanas et al. (2016). For these reasons, we have considered a new model, where Physarum will have six neighbours (hexagonal pattern) (Fig. 2-A) at equidistant. This will allow circular diffusion of Physarum in contrast to the two of the most famous neighbourhood (Von-Neumann neighbourhood and Moore neighbourhood). Furthermore, this hexagonal grid has the densest packing, the 3D voxels are more sphere-like, and has the highest volumetric quotient (Nagy and Strand, 2009).

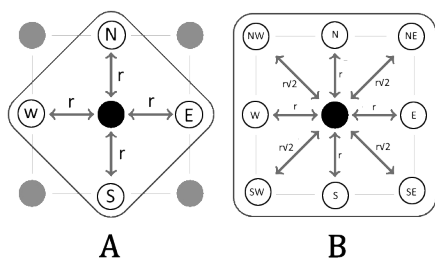


Figure 1: Von Neumann / Moore neighbourhoods.

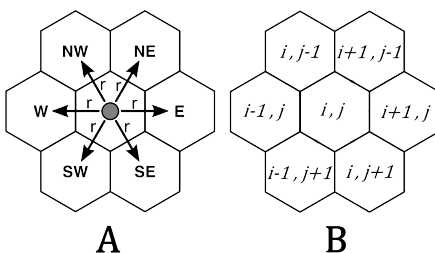


Figure 2: Hexagonal neighbourhood.

### Modelling Multiple Physarum and Multiple Food Resources

Unlike previous models based on single Physarum, we considered a Physarum competitive behaviour, where a group of Physarum with different power (masses) and motivation (Hunger / Satiety) each having autonomous behaviours react to each other and their own local environment. We also modelled the presence of multiple food resources with different quality.

### Attraction / Repulsion Forces affecting Physarum Exploration

Unlike previous models which addressed only the attraction force of Physarum towards a food resource, we considered other forces acting on Physarum based on metaheuristics inspired from Physarum behaviour in a competition setting. We assume that competing Physarum will exert repulsion forces on each other which will affect the evolution of the whole system. We created a new formula to compute two forces acting on Physarum: (A) the chemo attraction force based on the combination of chemical mass and chemical quality, and (B) the repulsion negative forces that competing Physarum exert on each other.

### Modelling Physarum Shrinkage (Exploitation)

We introduced a new rule on the Physarum diffusion process to imitate the natural process of Physarum shrinkage, where if a Physarum cell is not contributing to the path towards food resource for a certain time (number of iterations), the whole Physarum mass is migrated to the nearest neighbour cell contributing to the path of food resource attraction.

## The Proposed Physarum Competition Mathematical Model

As stated before, our proposed model is based on CA and RD systems. We will discuss in details in the following two sections the model state and model rules.

### Cellular Automaton (CA) Model State

In order to model the Physarum foraging behaviour in competition settings, where a set of Physarum ( $P = p_1, p_2 \dots p_m$ ) are competing on a set of Chemicals (food resources) ( $CHM = chm_1, chm_2 \dots chm_n$ ). We consider a CA grid in the two-dimensional space, where it is divided into a matrix ( $X \times Y$ ) of identical hexagon cells, each cell  $c_{(i,j)}$  at location  $(i, j)$  in the grid has six neighbours as shown in Figure 2-B. Moreover, this CA space can be extended to multi-dimensional hexagonal grids as Hexagonal/Body-Centered-Cubic (bcc) grid using the following definition:

**Definition 1.** Let  $\mathbf{p} = (p(1), p(2), \dots, p(n))$  and  $\mathbf{q} = (q(1), q(2), \dots, q(n))$  be two points in  $Z^n$ .  $\mathbf{q}$  is 1-neighbour to  $\mathbf{p}$  if  $q(1) \equiv q(2) \equiv \dots \equiv q(n) \pmod{2}$  and  $|p(i) - q(i)| \leq 1$  for  $1 \leq i \leq n$  and  $\sum_{i=1}^n (p(i) - q(i))^2 \leq n$ .

These grids are the three-dimensional "equivalent" to the two-dimensional hexagonal grid (Nagy and Strand, 2009).

The state of a cell  $c_{(i,j)}^t$  at iteration  $t$  is described by its type. Initially all cells are empty until it is occupied by food resource and/or Physarum, an obstacle cell (Ex:- Wall), or remain empty (Equation 1). Chemical is defined by its mass and quality while Physarum is defined by its mass and hunger motivation.

$$CT_{(i,j)} = \left\{ \begin{array}{c} FREE \\ OBSTACLE \\ PHYSARUM \\ CHEMICAL \end{array} \right\} \quad (1)$$

where  $CT_{(i,j)}$  represents the cell type.

### Cellular Automaton (CA) Model Rules

The CA model rules are mainly based on the diffusion equation (Chopard and Droz, 1991) combined with Physarum heuristics in competition settings. These rules are applied on both Physarum's mass to define the exploration of Physarum on the search space and on food resources' mass to define their diffusion over the grid.

### Physarum Competition Heuristics

- (i) A cell can be occupied by one or more chemical class (Ex:- Food resource) and by at most one Physarum in each cell.

- (ii) Chemo attraction forces exerted on Physarum will be a function of food resource (with different mass and quality) and Physarum hunger motivation. If Physarum is satisfied, it would appreciate the quality of chemical rather than the mass, and if it is hungry, vice versa.
- (iii) Competing Physarum will exert repulsion forces on each other which will be calculated as negative force.
- (iv) When two Physarum are competing for the same cell, the one with higher power (mass) will occupy it.
- (v) Food resource engulfed by a Physarum will be excluded, and this Physarum mass will grow at this point according to this food resource quality.
- (vi) In the Physarum exploration phase, if the mass of the Physarum is less than a critical value the Physarum will stop diffusing to prevent the Physarum from spreading all over the board (as exhibited by Physarum in real experiments).
- (vii) In the Physarum exploitation phase, the Physarum tend to shrink and collect its body mass to move towards resource of attraction.
- (viii) Physarum hungry motivation is a parameter that increases with the number of iteration it was unable to find food resource.
- (ix) When a Physarum engulfs food resource, it will be satiated (reset hungry motivation), and stop searching for food for a certain time (number of iterations).

**CA Diffusion Equations** Every cell occupied by chemical at iteration ( $t$ ) uses the values of its six neighbours cell to calculate the value of the mass at iteration ( $t + 1$ ). The total chemical mass for a cell  $c_{(i,j)}$  at iteration ( $t + 1$ ) is described in Equation 2.

$$CM_{(i,j)}^{t+1} = CM_{(i,j)}^t + \sum_{(k,l)} \begin{cases} CD * (CM_{(k,l)}^t - CM_{(i,j)}^t) & \text{if } C-AA_{(i,j),(k,l)} = 1 \\ 0 & \text{otherwise} \end{cases} \quad (2)$$

$$\forall(k,l) : \begin{aligned} i - 1 &\leq k \leq i + 1, \\ j - 1 &\leq l \leq j + 1, \\ k &\neq l \end{aligned}$$

where,  
 $CM_{(i,j)}^{t+1}$  defines the diffusion of chemical mass for the next generation ( $t + 1$ ) at cell  $c_{(i,j)}$ .  
 $CM_{(i,j)}^t$  is the current mass of the chemical at iteration ( $t$ ) for cell  $c_{(i,j)}$ .  
 $CM_{(k,l)}^t$  is the current mass of the chemical at iteration ( $t$ ) for neighbouring chemical cell  $c_{(k,l)}$ .  
 $CD$  is the chemical diffusion coefficient.

$C-AA_{(i,j),(k,l)}$  defines whether chemical at cell  $c_{(i,j)}$  is available to diffuse towards a neighbouring cell  $c_{(k,l)}$  as defined in Equation 3.

$$C-AA_{(i,j),(k,l)} = \begin{cases} 0, & \text{if } CT_{(k,l)} = \text{"OBSTACLE"} \\ 1, & \text{otherwise} \end{cases} \quad (3)$$

Every cell occupied by Physarum at iteration ( $t$ ) uses the values of its six neighbours cell to calculate the value of the mass at iteration ( $t + 1$ ). The total Physarum mass for a cell  $c_{(i,j)}$  at iteration ( $t + 1$ ) is described in Equation 4.

$$PM_{(i,j)}^{t+1} = PM_{(i,j)}^t + \sum_{(k,l)} \begin{cases} (PF * PD)(PM_{(k,l)}^t - PM_{(i,j)}^t) & \text{if } P-AA_{(i,j),(k,l)} = 1, \\ & PM_{(i,j)}^t > Diff\_Limit \\ 0, & \text{otherwise} \end{cases} \quad (4)$$

$$\forall(k,l) : \begin{aligned} i - 1 &\leq k \leq i + 1, \\ j - 1 &\leq l \leq j + 1, \\ k &\neq l \end{aligned}$$

$$PF = 1 + P\_AttForce_{(i,j),(k,l)} + P\_RepForce_{(i,j),(k,l)}$$

where,  
 $PM_{(i,j)}^{t+1}$  defines the diffusion of Physarum mass for the next generation ( $t + 1$ ) at cell  $c_{(i,j)}$ .

$PM_{(i,j)}^t$  is the current mass of Physarum at cell  $c_{(i,j)}$ .

$PM_{(k,l)}^t$  is the current mass of neighbouring Physarum at cell  $c_{(k,l)}$ .

$P-AA_{(i,j),(k,l)}$  defines whether Physarum at cell  $c_{(i,j)}$  is available to diffuse towards a neighbouring cell  $c_{(k,l)}$  as defined in Equation 5.

$PD$  is the Physarum diffusion coefficient.

$Diff\_Limit$  is the limit which in which the Physarum mass must exceed in order to diffuse.

$PF$  is the sum of forces affecting Physarum.

$P\_AttForce_{(i,j),(k,l)}$  defines the value of attraction forces applied on Physarum at cell  $c_{(i,j)}$  coming from its neighbouring cell  $c_{(k,l)}$  as defined in Equation 6.

$P\_RepForce_{(i,j),(k,l)}$  defines the value of repulsion forces applied on Physarum at cell  $c_{(i,j)}$  exerted by its neighbouring cell  $c_{(k,l)}$  as defined in Equation 7.

$$P-AA_{(i,j),(k,l)} = \begin{cases} 1, & \text{if } CT_{(k,l)} = \text{"FREE"} \\ 1, & \text{if } CT_{(k,l)} = \text{"PHYSARUM"}, \\ & PID_{(i,j)} = PID_{(k,l)} \\ 0, & \text{otherwise} \end{cases} \quad (5)$$

where,  
 $PID_{(i,j)}$  is the ID of the Physarum at cell  $c_{(i,j)}$ .

As seen in the equation calculating the Physarum diffusion, there are attraction and repulsion forces affecting the diffusion of Physarum. The attraction forces as described in Equation 6 determines the movement of Physarum towards the chemical (food resource). It is a function which combines chemical (mass and quality) and Physarum motivation (hungry/satiated).

$$P\_AttForce_{(i,j),(k,l)}^t = \begin{cases} WM_{(i,j)} * \frac{CM_{(k,l)}^t}{Total\_NCM_{(i,j)}} + WQ_{(i,j)} * \frac{CQ_{(k,l)}^t}{Total\_NCQ_{(i,j)}}, & \text{if } CM_{(k,l)}^t = MAX(CM_{(i,j)}^t) \\ 0, & \text{otherwise} \end{cases} \quad (6)$$

$$WM_{(i,j)} = \frac{PH_{(i,j)}^t}{100}, WQ_{(i,j)} = \frac{100 - PH_{(i,j)}^t}{100}$$

where,

$WM_{(i,j)}$  is the weight assigned to the chemical mass that will attract Physarum to it.

$CM_{(k,l)}^t$  is the current mass of the chemical at iteration ( $t$ ) for cell  $c_{(k,l)}$ .

$Total\_NCM_{(i,j)}$  is the total summation of chemical mass for the first neighbour of cell  $c_{(i,j)}$ .

$WQ_{(i,j)}$  is the weight assigned to the chemical quality that will attract Physarum to it.

$CQ_{(k,l)}^t$  is the current quality of chemical at iteration ( $t$ ) for cell  $c_{(k,l)}$ , where  $CQ \in [0 - 10]$ ; 0: Low quality, 10: High quality.

$Total\_NCQ_{(i,j)}$  is the total summation of chemical quality for the first neighbour of cell  $c_{(i,j)}$ .

$MAX(CM_{(i,j)}^t)$  is a function which returns the maximum value of chemical mass among the neighbourhood of cell  $c_{(i,j)}$ .

$PH_{(i,j)}^t$  is the hunger motivation of the Physarum, where  $PH \in [0 - 100]$ ; 0:Satiated, 100:Hungry.

The repulsion forces as described in Equation 7 represent the competition between Physarum, in which every Physarum tries to repel other competitors. This function is based on the neighbour Physarum mass of the opposite direction.

$$P\_RepForce_{(i,j),(k,l)}^t = \begin{cases} \frac{PM_{opp(k,l)}^t}{Total\_NPM_{(i,j)}} & \text{if } PID_{(i,j)} \neq PID_{opp(k,l)}, \\ & PM_{opp(k,l)}^t > Rep\_Limit \\ 0, & \text{otherwise} \end{cases} \quad (7)$$

where,

$PM_{opp(i,j)}^t$  is the neighbour Physarum mass of the opposite direction of cell  $c_{(i,j)}$ .

$Total\_NPM_{(i,j)}$  is the total summation of Physarum

Table 1: Parameters values for the experiments

Parameter	Value	Parameter	Value
$CD$	0.1	$SD$	0.05
$CM$	3000	$PM$	[1,000-10,000]
$CQ$	[0-10]	$PH$	80
$DIFF\_LIMIT$	5	$REP\_LIMIT$	5

mass for the first neighbour of cell  $c_{(i,j)}$ .

$Rep\_Limit$  is a limit where Physarum must reach to repel neighbouring Physarum.

## Experimental Results

The core model was implemented in Java with Processing package <https://processing.org/> being used for graphical simulation. To validate our model, we have conducted two experiments using the same parameters of diffusion equation as mentioned in Tsompanas et al. (2016) (Table 1). Each experiment was conducted for 100 times to get unbiased results and were statistically analysed using SPSS package.

### Experiment (I): Competition and Decision Making

In this experiment design, two Physarum of different masses (high power and low power Physarum) will be competing for multiple (six) food resources placed in a  $(50 \times 50)$  hexagonal grid. The aim of the experiment is to show how many food resources are engulfed by the high and low power Physarum and the time (iteration) needed to engulf food resources according to their quality.

This experiment has two different competition settings. In the first setting (A), the two competing Physarum will be randomly placed, and the 6 food resources will be randomly placed each having the same quality. In the second setting (B), the two competing Physarum will be placed in the middle of the grid, three food resources with high quality will be placed randomly in the upper part (North field) of the grid, and three food resources with low quality will be placed randomly in the lower part (South field) of the grid. This experiment was also conducted in duplicate, where the two Physarum exchange location to nullify the chance of better location.

The results were statistically assessed using independent samples t-test to compare means, in the first setting (A) of the experiment, it is shown that Physarum of higher mass (power) succeeded in engulfing larger number of food resources ( $3.71 \pm 1.23$ ) versus ( $2.29 \pm 1.23$ ) by Physarum with lower mass (power) with  $p$ -value  $< 0.001$ . Nearly the same results were obtained in the duplicate experiment after changing the two Physarum location which proved that the distance between Physarum and food resource influence

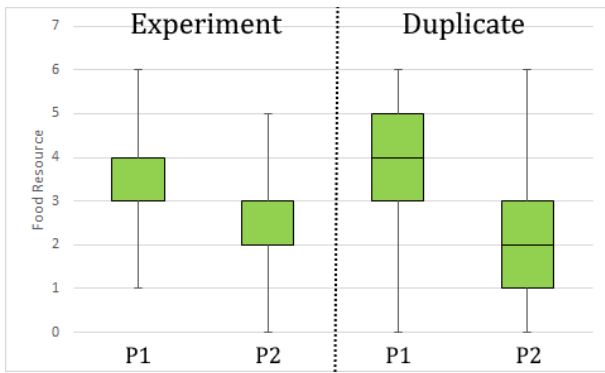


Figure 3: Represents the first setting (A) of Experiment (I) where Physarum of higher mass (P1) engulfed more food resources than Physarum of lower mass (P2).

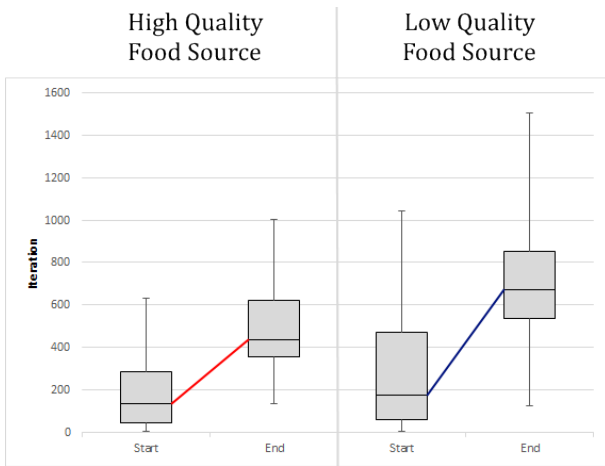


Figure 4: Represents the second setting (B) of Experiment (I) where Physarum started and ended engulfing food resources of high quality (F1) faster than food resources of low quality (F2) as indicated by less number of iterations.

competition but is not the only determining factor. (See Figure 3). In the second setting (B) of the experiment, Physarum forages faster for food resource of high quality as indicated by having fewer iterations (See Figure 4), Physarum start engulfing food resource of high quality after  $(180 \pm 155)$  iterations and ends by  $(489 \pm 210)$  iterations versus  $(279 \pm 280)$ , and  $(698 \pm 242)$  iterations for food resource of low quality with  $p$ -value  $< 0.001$ .

### Experiment (II): Physarum imitation of natural Competition scenario

The aim of the experiment is to show the competition and the interaction between multiple Physarum over limited supply of food resources, and territory. In this experiment, ten Physarum of different masses ranging from 1000 to 10000 were randomly placed over CA grid to compete over six food resources, three of them are of high quality (HQF),

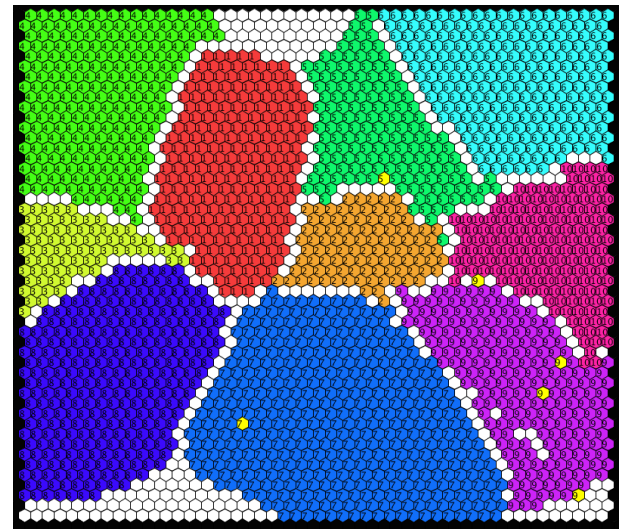


Figure 5: Graphical simulation of 10 Physarum foraging behaviour in competition settings after engulfing all food resources, where yellow cells indicate engulfed food resource and the number inside indicates Physarum (ID) engulfed this food resource, white cells indicate empty cells and other coloured cells indicate Physarum and the number inside indicates the ID of the Physarum (ranging from 1 to 10) and their mass range from 1,000 to 10,000 respectively.

and the other three of low quality (LQF). A graphical simulation of 10 Physarum in competition setting, illustrating food engulfment and territory area, is shown in Figure 5 with video demonstration in this hyperlink <https://youtu.be/oKTGVtanEjE>.

In this experiment we have used bivariate correlation (Pearson correlation coefficient) to assess the effect of Physarum power (mass) on the number of food resources engulfed, territory area (number of cells occupied by each Physarum), and its survival (number of iteration for Physarum to vanish). The results of our experiment showed that Physarum mass significantly correlate with the number of food resources engulfed whether of HQF or LQF with  $r$ -value 0.105, 0.102 and  $p$ -value  $< 0.001, 0.001$  respectively. Physarum with bigger mass (best competitor) was able to occupy larger territory with  $r$ -value 0.249 and  $p$ -value  $< 0.001$ , and would always exclude its competitors and has longer survival with  $r$ -value 0.128 and  $p$ -value  $< 0.001$ .

Finally, we conducted empirical analysis to compare the computational complexity between hexagonal and Moore neighbourhood. In this analysis, we measured the time complexity using our own defined function that counts the number of execution of the diffusion equation. It showed that hexagonal neighbourhood on average is efficient than Moore neighbourhood by 11%.

## Conclusions & Future Work

In this study, we presented complex patterns observed in Physarum polycephalum generated in competition settings. This model is based on Cellular Automata and Reaction-Diffusion system, where the growth of Physarum is the resultant of chemo attraction towards food resources and repulsion forces between competing Physarum. The existing models are based on imitating single Physarum foraging behaviour and it did not address the skills of individual Physarum in competition settings. To the best of our knowledge, this is the first time Physarum will have been simulated in a hexagonal grid, which is more applicable to Physarum natural diffusion in a circular pattern to equidistant cell neighbours.

Experimental results clearly showed that our model was able to simulate Physarum complex competition behaviours, where multiple Physarum compare information on reward (food resources' mass and quality), and negative effects of competing neighbours according to their hunger motivation in order to make correct and adaptive decisions. Physarum with higher mass (best competitor) succeeded in engulfing a larger number of food resources, and was able to occupy larger area of the grid (territory). Also According to the competitive exclusion principle, Physarum less suited (lower mass) to compete for resources will die earlier than strong competitors as measured by number of iterations, which is an important hypothesis in natural selection.

Our model has been proved to be useful in solving multiple origin-destination network optimization problems as in mobile wireless sensor networks (Awad et al., 2019a, 2018), and discrete multi objective optimization problems (Awad et al., 2019b). This new model will be feasible for biologists to carry out wet-lab experiments for model validation and increasing our understanding of the possible heuristics that Physarum use in complex foraging decisions in competition settings.

## Acknowledgement

Abubakr Awad research is supported by Elphinstone PhD Scholarship (University of Aberdeen). Wei Pang, George Coghill, and David Lusseau are supported by the Royal Society International Exchange program (Grant Ref IE160806).

## References

Adamatzky, A. (2010). *Physarum Machines: Computers from Slime Mould*. World Scientific.

Awad, A., Pang, W., and Coghill, G. (2018). *Physarum inspired model for mobile sensor nodes deployment in the presence of obstacles*, volume 200 of *Lecture Notes of the Institute for Computer Sciences, Social-Informatics and Telecommunications Engineering, LNICST*.

Awad, A., Pang, W., and Coghill, G. M. (2019a). *Physarum inspired connectivity and restoration for wireless sensor and*

*actor networks*, volume 840 of *Advances in Intelligent Systems and Computing*.

- Awad, A., Usman, M., Lusseau, D., Coghill, G. M., and Pang, W. (2019b). A physarum-inspired competition algorithm for solving discrete multi-objective optimization problems. In *Genetic and Evolutionary Computation Conference Companion (GECCO 19 Companion)*, GECCO '19, New York, NY, USA. ACM.
- Bernal, E., Castillo, O., Soria, J., and Valdez, F. (2017). Imperialist competitive algorithm with dynamic parameter adaptation using fuzzy logic applied to the optimization of mathematical functions. *Algorithms*, 10(1).
- Cavender, J. (1995). Myxomycetes: A handbook of slime molds. *Bioscience*, 45(11):795–797.
- Chopard, B. and Droz, M. (1991). Cellular automata model for the diffusion equation. *Journal of Statistical Physics*, 64(3-4):859–892.
- Dorigo, M., Maniezzo, V., and Colnari, A. (1996). Ant system: optimization by a colony of cooperating agents. *IEEE Transactions on Systems, Man, and Cybernetics, Part B (Cybernetics)*, 26(1):29–41.
- Eberhart, R. and Kennedy, J. (1995). A new optimizer using particle swarm theory. In *Micro Machine and Human Science, 1995. MHS'95., Proceedings of the Sixth International Symposium on*, pages 39–43. IEEE.
- Feynman, R. P. (1982). Simulating physics with computers. *International Journal of Theoretical Physics*, 21(6-7):467–488.
- Gunji, Y. P., Shirakawa, T., Niizato, T., and Haruna, T. (2008). Minimal model of a cell connecting amoebic motion and adaptive transport networks. *Journal of theoretical biology*, 253(4):659–667.
- Hardin, G. (1960). The competitive exclusion principle. *Science*, 131(3409):1292–1297.
- Jones, J. (2011). Influences on the formation and evolution of physarum polycephalum inspired emergent transport networks. *Natural Computing*, 10(4):1345–1369.
- Jones, J., Mayne, R., and Adamatzky, A. (2017). Representation of shape mediated by environmental stimuli in physarum polycephalum and a multi-agent model. *International Journal of Parallel, Emergent and Distributed Systems*, 32(2):166–184.
- Karaboga, D. and Basturk, B. (2007). A powerful and efficient algorithm for numerical function optimization: Artificial bee colony (abc) algorithm. *Journal of Global Optimization*, 39(3):459–471.
- Kim, D. H., Abraham, A., and Cho, J. H. (2007). A hybrid genetic algorithm and bacterial foraging approach for global optimization. *Information Sciences*, 177(18):3918–3937.
- Kondo, S. and Miura, T. (2010). Reaction-diffusion model as a framework for understanding biological pattern formation. *Science*, 329(5999):1616–1620.
- Latty, T. and Beekman, M. (2011). Speed-accuracy trade-offs during foraging decisions in the acellular slime mould physarum polycephalum. *Proceedings of the Royal Society B: Biological Sciences*, 278(1705):539–545.

- Mohseni, S., Gholami, R., Zarei, N., and Zadeh, A. R. (2014). Competition over resources: A new optimization algorithm based on animals behavioral ecology. In *Proceedings - 2014 International Conference on Intelligent Networking and Collaborative Systems, IEEE INCoS 2014*, pages 311–315.
- Nagy, B. and Strand, R. (2009). Neighborhood sequences on nd hexagonal/face-centered-cubic grids. In *International Workshop on Combinatorial Image Analysis*, pages 96–108. Springer.
- Nakagaki, T., Yamada, H., and Tth, . (2000). Maze-solving by an amoeboid organism. *Nature*, 407(6803):470.
- Nakagaki, T., Yamada, H., and Tth, . (2001). Path finding by tube morphogenesis in an amoeboid organism. *Biophysical chemistry*, 92(1-2):47–52.
- Reid, C. R. and Latty, T. (2016). Collective behaviour and swarm intelligence in slime moulds. *FEMS microbiology reviews*, 40(6):798–806.
- Shirakawa, T., Sato, H., and Ishiguro, S. (2015). Construction of living cellular automata using the physarum plasmodium. *International Journal of General Systems*, 44(3):292–304.
- Siriwardana, J. and Halgamuge, S. K. (2012). Fast shortest path optimization inspired by shuttle streaming of physarum polycephalum. In *2012 IEEE congress on evolutionary computation*, pages 1–8. IEEE.
- Stirrup, E. and Lusseau, D. (2019). Getting a head start: the slime mold, physarum polycephalum, tune foraging decision to motivational asymmetry when faced with competition. *arXiv e-prints*, page ar:1905.06534. 1905.06534; Provided by the SAO/NASA Astrophysics Data System.
- Sun, Y. (2017). Physarum-inspired network optimization: A review. *CoRR*, abs/1712.02910. 1712.02910.
- Tan, Y. and Shi, Y. (2017). Editorial: Special section on bio-inspired swarm computing and engineering. *IEEE/ACM Transactions on Computational Biology and Bioinformatics*, 14(1):1–3.
- Tero, A., Kobayashi, R., and Nakagaki, T. (2007). A mathematical model for adaptive transport network in path finding by true slime mold. *Journal of theoretical biology*, 244(4):553–564.
- Tsompanas, M.-A. I., Sirakoulis, G. C., and Adamatzky, A. (2016). *Cellular Automata Models Simulating Slime Mould Computing*, pages 563–594. Advances in Physarum Machines. Springer.
- Tsompanas, M. A. I., Sirakoulis, G. C., and Adamatzky, A. I. (2015). Evolving transport networks with cellular automata models inspired by slime mould. *IEEE Transactions on Cybernetics*, 45(9):1887–1899.
- Wolfram, S. (1984). Computation theory of cellular automata. *Communications in mathematical physics*, 96(1):15–57.
- Zhang, X., Adamatzky, A., Yang, X. S., Yang, H., Mahadevan, S., and Deng, Y. (2016a). A physarum-inspired approach to supply chain network design. *Science China Information Sciences*, 59(5).
- Zhang, X., Gao, C., Deng, Y., and Zhang, Z. (2016b). *Slime Mould Inspired Applications on Graph-Optimization Problems*, pages 519–562. Advances in Physarum Machines: Sensing and Computing with Slime Mould. Springer International Publishing, Cham.
- Zhang, X., Wang, Q., Adamatzky, A., Chan, F. T. S., Mahadevan, S., and Deng, Y. (2014). An improved physarum polycephalum algorithm for the shortest path problem. *The Scientific World Journal*, 2014.