

# Design and Implementation of a Peer-Reviewed Medical Education Video Competition: The Best of American Thoracic Society Video Lecture Series

Nitin Seam, MD  
 Jeremy B. Richards, MD, MA  
 Patricia A. Kritek, MD  
 Danai Khemasuwan, MD  
 Jennifer W. McCallister, MD

Lekshmi Santhosh, MD  
 Bharati Prasad, MD  
 Sumit Bhargava, MD  
 Alison S. Clay, MD  
 Laura E. Crotty Alexander, MD

## ABSTRACT

**Background** Video is an increasingly popular medium for consuming online content, and video-based education is effective for knowledge acquisition and development of technical skills. Despite the increased interest in and use of video in medical education, there remains a need to develop accurate and trusted collections of peer-reviewed videos for medical learners.

**Objective** We developed the first professional society-based, open-access library of crowd-sourced and peer-reviewed educational videos for medical learners and health care providers.

**Methods** A comprehensive peer-review process of medical education videos was designed, implemented, reviewed, and modified using a plan-do-study-act approach to ensure optimal accuracy and effective pedagogy, while emphasizing modern teaching methods and brevity. The number of submissions and views were tracked as metrics of interest and engagement of medical learners and educators.

**Results** The Best of American Thoracic Society Video Lecture Series (BAVLS) was launched in 2016. Total video submissions for 2016, 2017, and 2018 were 26, 55, and 52, respectively. Revisions to the video peer-review process were made after each submission cycle. By 2017, the total views of BAVLS videos on [www.thoracic.org](http://www.thoracic.org) and YouTube were 9100 and 17 499, respectively. By 2018, total views were 77 720 and 152 941, respectively. BAVLS has achieved global reach, with views from 89 countries.

**Conclusions** The growth in submissions, content diversity, and viewership of BAVLS is a result of an intentional and evolving review process that emphasizes creativity and innovation in video-based pedagogy. BAVLS can serve as an example for developing institutional or society-based video platforms.

## Introduction

Video is increasingly the medium of choice for people consuming content online, and crowd-sourced video sites such as YouTube serve as a primary driver of growth in video consumption.<sup>1,2</sup> Limited data regarding video in medical education demonstrate that video is effective for acquiring knowledge<sup>3-5</sup> and developing technical skills.<sup>6-9</sup>

Despite video's increasing popularity as a medium of instruction, a significant drawback is a lack of peer review to ensure accuracy. Prior studies have confirmed substantive variation in quality and accuracy of crowd-sourced medical education videos and in contributing authors' credentials.<sup>10,11</sup>

Among pulmonary, critical care, and sleep medicine (PCCSM) clinicians, the American Thoracic Society

(ATS) is a trusted resource through the society's journals and online platform. We describe the development of the Best of ATS Video Lecture Series (BAVLS), the first professional society-based, open-access site dedicated to crowd-sourcing peer-reviewed educational videos for medical learners and health care providers.

## Methods

### Review Form

A review form to evaluate submissions was created based on consensus input from the BAVLS steering committee (FIGURE 1A). A plan-do-study-act (PDSA) process was utilized to develop and iteratively modify how videos were reviewed (FIGURE 1B).<sup>12</sup> The number of reviewers used per submission, assessment criteria, scoring scales, and invitations to revise and resubmit evolved through careful review and discussion. Video reviewers were experts

DOI: <http://dx.doi.org/10.4300/JGME-D-19-00071.1>

*Editor's Note: The online version of this article contains the Best of American Thoracic Society Video Lecture Series review form.*

in medical education, educational research, and scientific investigation.

During the first 2 cycles, 2 reviewers per video independently assessed and submitted scores. Over following cycles, using a PDSA approach, it was determined that expanding the ranges and providing descriptive, contextual anchors would improve accuracy and reliability of reviewers' scores. To provide feedback that may lead to better quality videos, "accepted pending minor revisions" and "not accepted but option for revision" categories were added (FIGURE 1A, cycle 3).

During submission cycle 1, there were 7 review criteria (FIGURE 1A), with an emphasis on brief (<15 minutes) and accurate content. This was consistent with best practices for educational videos, since learner engagement decreases as video length increases, and learners are more likely to remain attentive and retain material from shorter videos.<sup>13,14</sup> Some assessment criteria were revised over several cycles to optimize interrater reliability. For example, consensus across reviewers was reached that the "evidence-based content" criterion in cycle 1 did not contribute to defining a video as effective and to engaging in covering the topic of interest, and that the "accuracy" criterion was sufficient in detecting inaccurate content. Thus, this criterion was removed. Three additional criteria were added for cycle 2 in an effort to optimize interrater reliability and to identify videos that would be of most interest to the target audience. The new criteria included: (1) Relevance to the ATS mission (video topic must align with at least 1 of 3 pillars of the ATS: critical care, pulmonary, and sleep medicine); (2) Organization (flow of the video is smooth and easy to follow); and (3) Subjective (video is engaging and watchable). The current review form reflects the final review criteria (provided as online supplemental material).

### Video Submission

To develop a broad content base, several approaches were taken to promote video submissions from the PCCSM community. First, the value of prominent publication of submitted videos on the BAVLS website was emphasized in requests for submissions, as the reputational benefit of having one's video hosted on ATS platforms has academic value. Second, peer review and the competition format promoted a focus on quality. Third, cash prizes (\$500, \$250, and \$100) were provided each cycle to the 3 submissions determined by expert review to be the best videos.

#### What was known and gap

While video-based education is popular and effective for acquiring knowledge and developing technical skills in medicine, there is a need for accurate and trusted peer reviewed content.

#### What is new

A comprehensive peer-review process of medical education videos and a professional society-based, open-access library of videos for medical learners and health care providers.

#### Limitations

Study focused on improving the quality of videos, not on whether the videos changed viewer learning behaviors.

#### Bottom line

The development of a peer review process for videos via an open access platform has led to large increases in views.

### Posting of Videos

All videos are open access. Since learners use a variety of platforms to access content, accepted videos are posted to both the society website ([www.thoracic.org/professionals/clinical-resources/video-lecture-series/index.php](http://www.thoracic.org/professionals/clinical-resources/video-lecture-series/index.php)) and an ATS YouTube channel (<http://bit.ly/ATS-video>). Beginning in 2016, accepted videos were posted to coincide with the ATS International Conference, where top videos and their creators were publicly recognized.

### Criteria for Success

Success of the BAVLS platform was evaluated by conventional benchmarks of web engagement, including number of views, duration of views, and time on site, which were tracked continuously since implementation of BAVLS in 2016. In addition, viewers' country of origin was tracked to assess the global breadth of BAVLS videos.

## Results

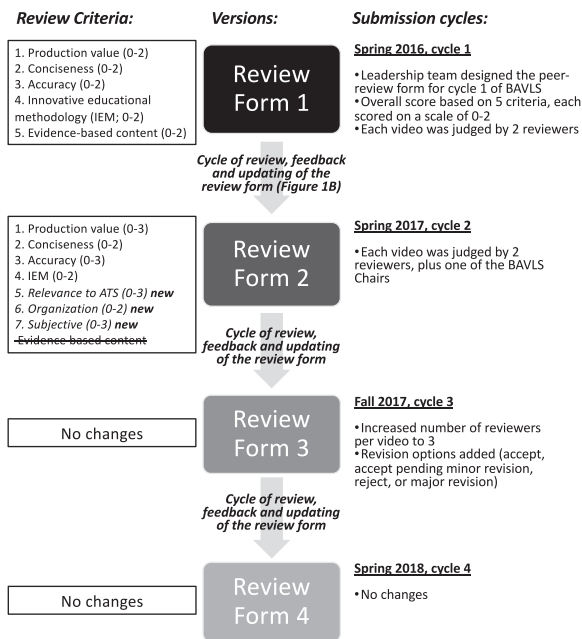
### Submissions

The numbers of video submissions increased between 2016 and 2017 (FIGURE 2A). The sustained interest and rate of submissions in the second year of BAVLS enabled the transition to a year-round program in late 2017, with both spring and fall submission deadlines.

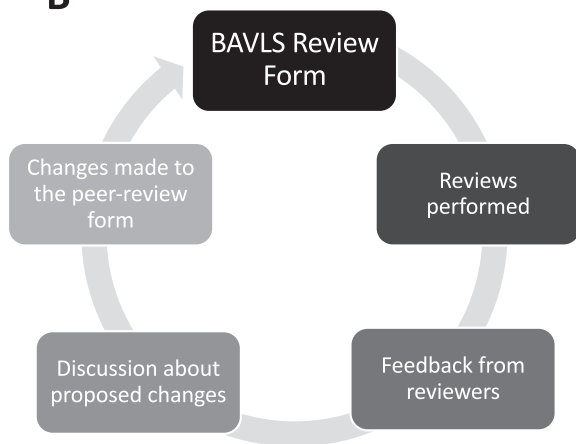
### View Rates and Time on Site

By April 2017, total views of BAVLS videos were in the thousands on both the ATS website and YouTube (FIGURE 2B), and views per video were 479 to 921 across sites (FIGURE 2C). There was a rapid rise of 867% in total views in the last year (FIGURE 2B). Mean video duration was 9 minutes 15 seconds, and time on site for the 75 videos viewed more than 500 times on either portal was 3 minutes 40 seconds, 442% higher

### A Evolution of the BAVLS Review Form



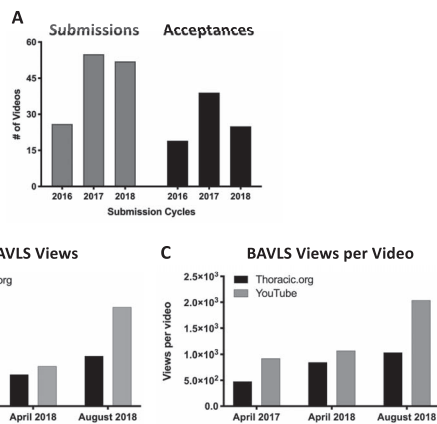
### B



**FIGURE 1**

Evaluation and Peer-Review Process Through Cycles of Review, Feedback, and Updating of Review Form (A) Five criteria graded on a 0 to 2 scale by 2 reviewers were utilized to assess the first BAVLS submissions. In cycle 2, 3 criteria were added, 1 was removed, and the scale was expanded to 0 to 3 for certain criteria. In cycle 3, the number of reviewers per video was increased to 3, and revision options were added. (B) After each cycle of reviews, feedback from all reviewers was solicited, an open discussion about potential changes occurred, and changes were iteratively made to the BAVLS review form.

than the mean of 50 seconds for all education, research, and advocacy content across the ATS website. The mean video retention rate (percentage length of video watched) was 40%. BAVLS has also



**FIGURE 2**

BAVLS Submissions, Acceptances, and Views Over Time (A) In 2016, 26 videos were submitted. In 2017, 35 videos were submitted in the spring and 20 in the fall, for a total of 55 videos in the calendar year. In 2018, a similar number were submitted, with 36 videos submitted in the spring and 16 in the fall, for a total of 52 videos. (B) Total views on each site increased from 2017 to 2018. (C) When adjusted by the number of BAVLS videos actively posted (19 in 2017, 75 at the end of 2018), views per video steadily increased over time. YouTube views were consistently higher than views through the ATS website.

demonstrated global reach with views from 89 countries on 6 continents.

### Higher-Quality Videos

The percentage of accepted videos decreased when the number of reviewers per video increased in cycle 3 (FIGURE 2A). More errors were found and more requests for revisions were made. There were temporal improvements in innovation and quality of the videos submitted to BAVLS as well. In the first cycle, 26% of videos accepted (5 of 19) were screen-capture talks that were effective but did not utilize modern pedagogy. By cycle 4, only 7% of accepted videos were screen-capture. Over time, innovative video techniques have been employed more frequently, such as advanced postproduction editing with chroma keying techniques, and the use of scannable QR codes within a video linking to a calculator, allowing interactive determination of transpulmonary pressure.

### Discussion

We describe a professional society-based program to solicit, review, and host medical education videos. This has enabled a diverse group of medical educators from varied academic settings and areas of expertise to collaborate on the review process. Expert review to carefully scrutinize videos for errors and problems

may have increased viewers' confidence in the accuracy of videos, as large increases in views were seen over time.

The review process emphasizes creativity and innovation in video-based pedagogy, which resulted in selecting videos that feature multiple and varied educational approaches. This collection provides diverse content while catering to different learning styles. Working in partnership with an international subspecialty society allowed for submissions from around the world, which enriched educational content on the platform. Societies are uniquely positioned to implement similar programs due to their global reach for solicitation and dissemination of videos, as well as access to a diverse group of both content and medical education experts for peer review.

The greatest strength of the BAVLS program has been the standardized and consistent review process for submitted videos. Using PDSA methodology to iteratively assess and modify the review process improved the perceived accuracy and reliability of reviews, which is critical to submitters as well as viewers. Increasing the number of reviewers per video led to higher detection of errors and more requests for edits to the video, which may have increased the quality of videos accepted and posted.

This program is limited by the focus on improving the quality of videos without a strategy to determine if the videos changed viewer learning or behaviors. Adjustments to the review process may have led to higher-quality videos with greater use of innovative techniques submitted in later cycles. However, while innovative technologies on content delivery have not been studied, multimedia design theory posits that providing coherent visual and auditory content may be more important than innovation for the sake of innovation. Instead of using Delphi methodology, we used a practice dataset prior to implementing review criteria, which may have delayed the use of more stringent criteria and scoring methods in video reviews.

As this video collection grows, future research should evaluate the relationship between video length and retention rate since the largest study of educational videos to date has shown a sharp drop off in retention after 6 minutes.<sup>13</sup> It would also be useful to assess whether innovative technologies add to viewer engagement and knowledge retention.

## Conclusions

The development of the Best of ATS Video Lecture Series has led to the creation and posting of many high-quality peer-reviewed videos via open access platforms. These videos have had large increases in

views over just a couple years, suggesting a high level of demand by viewers.

## References

1. Cisco. Cisco Visual Networking Index: Forecast and Trends, 2017–2022 White Paper. <https://www.cisco.com/c/en/us/solutions/collateral/service-provider/visual-networking-index-vni/white-paper-c11-741490.html>. Accessed August 23, 2019.
2. Alexa. The top 500 sites on the web. 2019. <https://www.alexa.com/topsites>. Accessed August 23, 2019.
3. Adham ZO, Ahmad K, Grenda JP. Developing a digital algorithm for cognitive apprenticeship in first-year medical school physiology. *Med Sci Educ*. 2018;28(3):119–124.
4. Ludwig S, Schuelper N, Brown J, Anders S, Raupach T. How can we teach medical students to choose wisely? A randomised controlled cross-over study of video- versus text-based case scenarios. *BMC Med*. 2018;16(1):107. doi:10.1186/s12916-018-1090-y.
5. Curtis HA, Trang K, Chason KW, Biddinger PD. Video-based learning vs traditional lecture for instructing emergency medicine residents in disaster medicine principles of mass triage, decontamination, and personal protective equipment. *Prehosp Disaster Med*. 2018;33(1):7–12. doi:10.1017/S1049023X1700718X.
6. Jendoubi A. Learning impact of interactive video in anesthesiology residency training: Preliminary study with TED-Ed platform. *Saudi J Anaesth*. 2017;11(3):346–350. doi:10.4103/1658-354X.209165.
7. Pilioci SN, Salim SY, Heffernan DS, Itani KMF, Khadaroo RG. A randomized controlled trial of video education versus skill demonstration: which is more effective in teaching sterile surgical technique? *Surg Infect (Larchmt)*. 2018;19(3):303–312. doi:10.1089/sur.2017.231.
8. Saun TJ, Odorizzi S, Yeung C, Johnson M, Bandiera G, Dev SP. A peer-reviewed instructional video is as effective as a standard recorded didactic lecture in medical trainees performing chest tube insertion: a randomized control trial. *J Surg Educ*. 2017;74(3):437–442. doi:10.1016/j.jsurg.2016.10.017.
9. Chien N, Trott T, Doty C, Adkins B. Assessing the impact of video-based training on laceration repair: a comparison to the traditional workshop method. *West J Emerg Med*. 2015;16(6):856–858. doi:10.5811/westjem.2015.9.27369.
10. Gonzalez-Estrada A, Cuervo-Pardo L, Ghosh B, Smith M, Pazheri F, Zell K, et al. Popular on YouTube: a critical appraisal of the educational quality of information regarding asthma. *Allergy Asthma Proc*. 2015;36(6):e121–e126. doi:10.2500/aap.2015.36.3890.

11. Wolbrink TA, Rubin L, Burns JP, Markovitz B. The top ten websites in critical care medicine education today. *J Intensive Care Med.* 2019;34(1):3–16. doi:10.1177/0885066618759287.
12. Cleghorn GD, Headrick LA. The PDSA cycle at the core of learning in health professions education. *Jt Comm J Qual Improv.* 1996;22(3):206–212.
13. Guo P. edX. Optimal Video Length for Student Engagement. <https://blog.edx.org/optimal-video-length-student-engagement>. Accessed August 23, 2019.
14. Risko EF, Anderson N, Sarwal A, Engelhardt M, Kingstone A. Everyday attention: variation in mind wandering and memory in a lecture. *App Cog Psychol.* 2012;26:234–242. doi:10.1002/acp.1814.



**Nitin Seam, MD**, is Associate Chief and Senior Research Physician, Critical Care Medicine Department, National Institutes of Health; **Jeremy B. Richards, MD, MA**, is Assistant Professor of Medicine, Division of Pulmonary, Critical Care, and Sleep Medicine, Beth Israel Deaconess Medical Center and Harvard Medical School; **Patricia A. Kritek, MD**, is Professor of Medicine, Division of Pulmonary, Critical Care, and Sleep Medicine, University of Washington School of Medicine; **Danai Khemasuwan, MD**, is Assistant Professor of Medicine, Pulmonary Critical Care Division, St. Elizabeth's Medical Center; **Jennifer W. McCallister, MD**, is Professor of Medicine, Division of Pulmonary,

Critical Care, and Sleep Medicine, The Ohio State University Wexner Medical Center; **Lekshmi Santhosh, MD**, is Assistant Professor of Medicine, Pulmonary, Critical Care Division, University of California San Francisco; **Bharati Prasad, MD**, is Associate Professor of Medicine, Pulmonary, Critical Care, Sleep, and Allergy Division, University of Illinois at Chicago and Jesse Brown VAMC; **Sumit Bhargava, MD**, is Associate Professor, Pediatric Pulmonary Division, Stanford University; **Alison S. Clay, MD**, is Assistant Professor, Department of Surgery, Duke University; and **Laura E. Crotty Alexander, MD**, is Associate Professor of Medicine, Pulmonary and Critical Care Section, VA San Diego Healthcare System, and Pulmonary, Critical Care and Sleep Division, University of California San Diego.

Funding: The Veterans Affairs San Diego Healthcare System and a National Institutes of Health Research Project Grant supported parts of Dr. Crotty Alexander's salary.

Conflict of interest: The authors declare they have no competing interests.

The authors would like to thank Vladimir Crevecoeur and Lauren Lynch for their immense efforts in getting this program off the ground and fully established over the last 3 years, and Atul Malhotra who helped initiate and develop this program in its initial stages.

Corresponding author: Laura E. Crotty Alexander, MD, University of California San Diego, MC 9111J, 9500 Gilman Drive, San Diego, CA 92093, 619.438.4207, fax 858.646.2802, lcrotty@ucsd.edu

Received January 23, 2019; revision received July 10, 2019; accepted August 2, 2019.