

Drought stress and soil management practices in grapevines in Cyprus under the threat of climate change

Antonios Chrysargyris, Panayiota Xylia, Vassilis Litskas, Athanasia Mandoulaki, Demetris Antoniou, Timos Boyias, Menelaos Stavrinides and Nikos Tzortzakis

ABSTRACT

The Middle East, the cradle of viticulture and wine production, is gradually but steadily becoming hotter and drier because of climate change (CC). In the current study, we evaluated the effect of tillage and irrigation on yield and quality characteristics of the heat-resistant, indigenous red-grape variety Maratheftiko for one year. Yield increased (two-fold) in vines with irrigation and tillage compared to tillage with no irrigation. The absence of tillage buffered the negative effect of the lack of irrigation on yield. At the veraison stage, leaf stomatal conductance decreased in non-irrigated vines, independently of the application of tillage or not. At veraison, tillage increased (up to 27.5%) phenolics when compared to no tillage in non-irrigated vines. Vines accumulated more N, P, and K and less Mg during the flowering stage compared to veraison. At veraison, irrigation decreased K content in vines subjected to tillage and decreased Mg content in vines subjected to no tillage. Total soluble solids and anthocyanins of berries increased with the absence of irrigation and tillage. Total phenolics increased with tillage in both irrigated and non-irrigated plants. Our results indicate that no tillage systems may be viable as an adaptation strategy in the context of CC.

Key words | cultivation practices, grapes, irrigation, phenolics, quality, tillage

Antonios Chrysargyris
Panayiota Xylia
Vassilis Litskas
Athanasia Mandoulaki
Menelaos Stavrinides
Nikos Tzortzakis (corresponding author)
Department of Agricultural Sciences,
Biotechnology and Food Science,
Cyprus University of Technology,
Limassol 3603,
Cyprus
E-mail: nikolaos.tzortzakis@cut.ac.cy

Demetris Antoniou
Timos Boyias
Malia winery-KEO plc,
Limassol,
Cyprus

INTRODUCTION

The Middle East, the cradle of viticulture and wine production, is gradually but steadily becoming hotter because of climate change (CC) (Evans 2009; Lelieveld *et al.* 2016). Heat extremes are expected to increase with the maximum temperature during the hottest days reaching 50 °C by the end of the century under the business as usual scenario (Radiative Concentration Pathway, RCP, 8.5), which means radiative forcing in the Earth's atmosphere +8.5 W/m² in the year 2100 relative to pre-industrial values (Lelieveld *et al.* 2016). In most countries of the Middle East, heating is accompanied by drying and an increase in reference evapotranspiration (Terink *et al.* 2013). Although many indigenous varieties of grapes originating from the region have been hand-selected for millennia

for their resistance to heat and drought, the changing climate will push plants to their limits, impacting the quality and quantity of yields (Fraga *et al.* 2016). Among the most important effects of CC on vine are advanced harvest times, increased grape sugar concentrations leading to high wine alcohol levels and lower acidities (de Orduna 2010). Vine metabolism may be inhibited at high temperatures leading to reduced metabolite accumulations, which may affect wine aroma and color and increase the risk of spoilage and organoleptic degradation.

Viable adaptation strategies for coping with water stress in Middle Eastern vineyards need to focus on conserving the declining amounts of water available to vines through rainfall or irrigation (Terink *et al.* 2013). Excluding irrigation,

soil management is the most important practice that may influence water availability to grapevines (Steenwerth *et al.* 2016). In the last 20 years, the use of no tillage systems in vineyards has gained increasing attention because of benefits in reducing soil erosion (Novara *et al.* 2011), lowering dust generation (Baker *et al.* 2005), managing global warming potential (Wolff *et al.* 2018), and providing biological control services (Daane *et al.* 2018).

Tillage affects soil's physical and chemical properties such as micro- and macro-pore distribution that determine air, water, and heat transfer processes in the root zone. Moreover, tillage affects the concentration and decomposition rate of organic matter which determines the microbiological activity in the soil, which is crucial for vine nutrition (Pérez-Bermúdez *et al.* 2015). Tillage as well as irrigation is also very important for nutrient uptake (e.g., N, P, K, Mg) by the vines (Keller 2005). Tillage at an increased depth (e.g., 25 cm) in early spring could reduce the available water for the vine by exposing deeper and more wet soil zones to more sun radiation which increases evaporation losses. On the other hand, surface tillage (0–10 cm) in hot months could disrupt the continuity of micropores resulting in reduced movement of soil water to the surface, due to the effect on capillary fringe (Beis & Patakas 2015).

Furthermore, tillage affects grape plant physiology, growth, and production, as well as the qualitative characteristics of berries (Trigo-Córdoba *et al.* 2015). Polyphenol composition and concentration in grapes and wines is influenced by different factors including soil conditions (Deis & Cavagnaro 2013). The accumulation of anthocyanins, the red pigments in the skin of red varieties, begins at veraison and is one of the most commonly recognized features of berry ripening. The pattern of anthocyanin accumulation in grapes tends to follow that observed for sugar accumulation, but can differ drastically depending on variety, site, and cultural management practice (de Orduna 2010). Tannins are naturally occurring compounds that exist inside grape skins, seeds, and stems. Tannins are complex polymeric compounds that are responsible, at least in part, for many of the sensory attributes of wines, particularly red wines. They also work as antioxidants and protect the wine from deterioration in quality (Deis & Cavagnaro 2013). The composition of these compounds in grapes may change in response to tillage practices (Trigo-Córdoba *et al.* 2015).

Cyprus has the oldest wine tradition in the Mediterranean area, with more than 5,500 years of wine production. Vineyards cover 7,000 ha of High Nature Value Farmland on the island. Climate change projections for Cyprus show an increase of heat extremes and a decrease in precipitation, as is the case for many other countries in the region (Terink *et al.* 2013; Lelieveld *et al.* 2016). There are more than ten indigenous grape varieties on the island, with many of them very well adapted to drought. Indigenous varieties require less input (e.g., water, fertilizers) in comparison to introduced varieties (Litskas *et al.* 2017), and offer promising prospects for adaptation to climate change. The changing climate, together with restrictions in the amount of irrigation water and a shift in consumer preference (87.2% as reviewed by Vrontis & Papisolomou 2007) towards local products, led to the re-discovery of rare indigenous varieties, including the red variety Maratheftiko. Its cultivation is slowly on the increase again (Ministry of Agriculture, Rural Development and Environment, personal communication) as it offers a distinctive character to local wines.

The current main practice in Cyprus is the tillage of vineyards two to three times per year to remove the ground weed cover because of the perceived competition for water between the growing weed vegetation/flora and vines. In recent years, some wineries have begun to leave the weed vegetation/flora growing naturally between rows, especially in vineyards with Maratheftiko, to reduce the vegetative growth of plants. However, nothing is known about the impact of irrigation and cultivation practices on Maratheftiko plant growth and yield characteristics. The current study aimed at evaluating the effects of tillage (tillage vs no tillage) and irrigation (irrigation vs no irrigation) on plant growth, yield, and berry quality characteristics of the Maratheftiko variety. In this study, we used as a model the island of Cyprus, in the eastern part of the Mediterranean basin.

MATERIALS AND METHODS

Plant material and treatments

The 11-year-old own-rooted grapevines (*Vitis vinifera* L. cv. Maratheftiko) were used under field conditions, during the year of 2017 at the Malia winery commercial vineyards,

Limassol, Cyprus (34°49'N, 32°47'E, 645 m). Maratheftiko does not have hermaphrodite flowers like many cultivated grape varieties and requires co-planting with other varieties (i.e., Spourtikio) to achieve fertilization and fruit development. The vineyard occupied approximately 0.6 ha, and the soil, according to FAO classification, is a clay-loam, with 2.21% organic matter; available CaCO₃ 67.3%; pH 7.46; EC 0.27 mS/cm. The climate of the region is dry with less than 30 mm of summer rainfall (June to August) while the average midday temperature and air humidity during the summer months of on-vine ripening were about 30.0 °C and 30%, respectively. Microclimatic parameters were continuously recorded by a meteorological station, which was located in the experimental vineyard. The recent five-year meteorological data are presented in the Supplementary material (Figure S1, available with the online version of this paper).

All plants were trained in a traditional bilateral 'royat' system. Vine spacing was 1.50 m in north-south-orientated rows with 2.4 m between the rows at a plant density of 2,700 plants/ha. The main wire was 0.70 m above the soil surface and the shoots were maintained on a vertical plane by three wires, the highest of which was located 1.60 m above the soil surface. All vines were uniformly pruned and were irrigated with a drip irrigation system. The plants are frequently tested by local authorities for virus infection as Cyprus is free of *Dactylospheera vitifoliae* (Shimer). Common phytochemical practices were applied to minimize insect or disease pathogen infection.

From the beginning of spring (March 2017), the experimental plot was divided into four treatments: tillage and no tillage crossed with irrigation and no irrigation. Therefore, the resulting treatments were (i) no irrigation and no tillage (no irrig/no tillage), (ii) with irrigation and no tillage (with irrig/no tillage), (iii) no irrigation and tillage (no irrig/tillage), and (iv) with irrigation and tillage (with irrig/tillage). In the no tillage treatments, plants growing naturally on the vineyard floor were allowed to develop. Each treatment consisted of four plots (five vines each; 20 vines per treatment). Guard rows between treatments was the Spourtikio cultivar, necessary for flower fertilization. The amount of irrigation applied was programmed according to the soil volumetric water content (VWC) ranging from 20% to 30% of the irrigation/tillage treatment. The targeted VWC was 25% and was optimized by preliminary trials of the

same soil in pots, irrigated up to maximum water holding capacity. Soil VWC was measured by field-scout TDR300 with 20 cm rods (Spectrum Technologies Inc., Aurora, IL, USA). Irrigation water was supplied approximately every 10–15 days. Soil water content measurements took place from May 2017 to September 2017 at 15-day intervals, to capture the variability of soil moisture content through the season (Figure 1).

Measurements

Cover crop biomass

Above ground cover crop biomass (natural vegetation) was sampled in May 2017. All cover crop biomass present within a 1 meter square quadrat was removed with four samples per treatment. Squares were selected randomly. The percentage of area covered by natural vegetation per square meter, plant fresh and dry weight (in g), total nitrogen (g kg⁻¹), and organic matter (%) were determined.

Plant growth, production, and physiological parameters

Physiological and photosynthetic parameters were measured at flowering (May), veraison (July), and harvesting (September) with four replicates/treatment. Stomatal conductance was measured on the 4th to 5th leaf from the top of the plant (three measurements per leaf). All leaves were fully

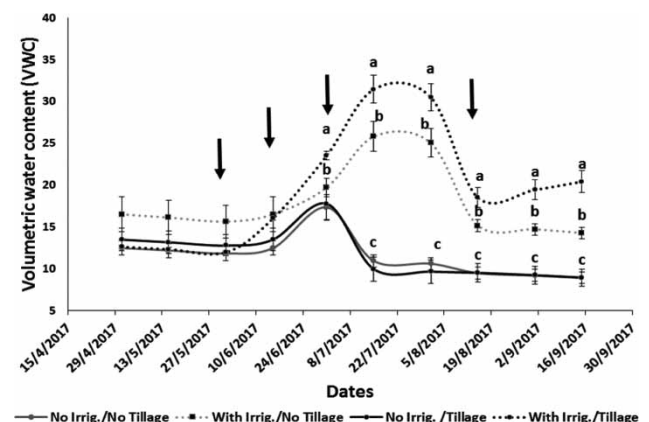


Figure 1 | Soil volumetric water content in the four treatments. Arrows show the dates irrigation was applied. Significant differences ($P < 0.05$) among treatments are indicated by different letters according to Duncan's multiple range tests. Error bars show SE ($n = 4$).

mature and sun-exposed in different individual plants per treatment. Stomatal conductance measurements were carried out using a ΔT -Porometer AP4 (Delta-T Devices-Cambridge, UK) according to the manufacturer's instructions.

Leaf tissue (four replications/treatment; each replication consisted of a pool sample of two plants; 0.1 g) was incubated in a heat bath at 65 °C for 30 min, in the dark, with 10 mL dimethyl sulfoxide (DMSO) for chlorophyll extraction. Photosynthetic pigments, i.e., chlorophyll a (Chl a), chlorophyll b (Chl b), and total chlorophyll (t-Chl) contents were calculated as described by Chrysargyris *et al.* (2017a). Maximum F_v/F_m photochemical quantum yields of PSII were measured with an OptiSci OS-30p Chlorophyll Fluorometer (Opti-Sciences). Leaves were incubated in the dark for 20 min prior to F_v/F_m measurements.

During harvest (September), the number of clusters per plant, the grape fresh weight, and the yield (kg plant⁻¹) were measured in four replicate samples (each replicate had three plants) per treatment.

Polyphenol content and antioxidant activity in leaves

Polyphenols and antioxidant activity were measured at flowering (May), veraison (July), and harvesting (September). The total phenolic content was determined with the Folin-Ciocalteu method at 755 nm according to Klados & Tzortzakis (2014) and results were expressed as equivalents of gallic acid (Scharlau, Spain) per g of fresh weight (mg of GAE g⁻¹ Fwt). The antioxidant capacity using the ferric reducing antioxidant power (FRAP) and 2,2'-azino-bis (3-ethylbenzothiazoline-6-sulphonic acid) (ABTS) methods as well as total flavonoids content were performed as previously described (Chrysargyris *et al.* 2016, 2017b). The results for antioxidant activities were expressed as equivalents of trolox per g of fresh weight (mg trolox g⁻¹ Fwt) and for the content of total flavonoids as rutin equivalents (mg rutin g⁻¹ Fwt).

Plant nutrient content analysis

The mineral content in leaves was measured at flowering (May) and veraison (July). Leaf stem tissue (four replicates/treatment) was dried at 65 °C for 4 d, weighed, and

grounded in a Wiley mill to pass through 40 mesh screens (as described in Marinou *et al.* 2013). The determination of K was made using a flame photometer (Lasany Model 1832, Lasany International, India), of P in a spectrophotometer (Multiskan GO, Thermo Fischer Scientific, USA), of Mg by an atomic absorption spectrophotometer (PG Instruments AA500FG, Leicestershire, UK), and of N by the Kjeldahl method (BUCHI, Digest automat K-439 and Distillation Kjelflex K-360, Switzerland). Data were expressed in g kg⁻¹ of dry weight.

Qualitative attributes

Sampling of berries

Berries were collected at harvest in nylon bags (100 berries from each of the four plots/treatment), when sugar concentration reached c. 24° Brix. In the field, samples were kept in ice to prevent dehydration. In the laboratory, berries from all treatments were weighted and then either used for measurements or were frozen and conserved at -20 °C until analysis.

Soluble solids content, titratable acidity, and pH

Total soluble solids (TSS), titratable acidity (TA), and pH were determined according to the methods described by the International Organization of Vine and Wine (OIV 2012). For the determination of TSS, a portable digital refractometer (Master Baume 2594, Atago, Japan) was used. The determination of TA was conducted by potentiometric titration with 0.1 mol L⁻¹ NaOH up to pH 8.1, using 5 mL juice diluted in distilled water until a final volume of 25 mL. The measurements were carried out using a DL22 Mettler Toledo titrator (Mettler-Toledo, Inc., Columbus, Ohio, USA). The pH values were measured with a pH-meter (HI 2222, Hanna instruments, Inc., Woonsocket, Rhode Island, USA). All measurements were carried out in triplicate.

Ascorbic acid content

Ascorbic acid content was determined by the 2,6-dichloroindophenol titration method according to Deng *et al.*

(2005) and results were expressed as mg of ascorbic acid per 100 mL of grape juice (mg of AA 100 mL⁻¹ grape juice).

Polyphenols, anthocyanins, and tannins in berries

Polyphenols and anthocyanins were extracted by a modified method described by Du et al. (2012). Fresh grapes were homogenized with 80% acetone and extraction was assisted with an ice sonication water bath for 10 min. Samples were centrifuged at 4,000 g at 4 °C for 15 min and supernatants were stored at -20 °C until use for analysis of total phenolics and anthocyanins. Total phenolic content was measured as described above and results were expressed as equivalents of gallic acid per g of fresh weight (mg of GAE g⁻¹ Fwt). The total anthocyanin content of the grape extract was determined with the pH differential method at 520 and 700 nm according to Du et al. (2012) and results were expressed as equivalents of cyaniding 3-glucoside per 100 g of fresh weight (mg of cyn-3-glu g⁻¹ Fwt). Condensed tannins were determined using the Bate-Smith assay as described by Bate-Smith (1981) at 550 nm and results were expressed as g of condensed tannins per liter of grape juice (mg of condensed tannins per 100 mL grape juice).

Statistical methods

Statistical analysis was performed using IBM SPSS version 22 comparing using one-way analysis of variance (ANOVA) and Duncan's multiple range tests for comparisons of treatment means at $P < 0.05$. Measurements were done in four biological replications/treatment (each replication consisted of a poll of three individual measures/samples).

RESULTS

Biomass production from cover crop

The weed soil cover was 68.7% and the main species were from Poaceae (*Aegilops* sp., *Bromus* sp.), Asteraceae (*Sonchus* sp.), Malvaceae (*Malva* sp.), Fabaceae (*Medicago* sp.), and Brassicaceae (*Hirschfeldia incana*, *Capsella bursa-pastoris*, *Hirschfeldia incana*). Total biomass yield was 806.9 g m⁻² for cover crop with a 40% dry matter content. Organic matter content was almost 93% and the content of total nitrogen was 11.8 g kg⁻¹.

Plant growth and physiology

Grapevine yield was increased (almost doubled) with irrigation for tillage cultural practice, and this increase was related mainly to the increased fresh weight of each cluster rather than the number of clusters produced (Table 1). In case of vines under no tillage, irrigation did not have a significant effect either on crop yield or on number and weight of clusters. Irrigation significantly increased yield only for vines in the tillage treatment.

No differences were found in the content of chlorophylls and leaf stomatal conductance at the flowering stage (May) of vines in the four treatments (Figure 2). At veraison, leaf stomatal conductance decreased (up to 73%) in non-irrigated vines, independently of the application of tillage or not. Irrigated vines subjected to tillage revealed a 41% decrease in leaf stomatal conductance compared to no tillage treatment. No differences were found in chlorophylls' content (Figure 2) and in leaf fluorescence (data not presented). At harvest, the content of Chl a and

Table 1 | Effects of irrigation and tillage on the number of clusters per plant, cluster weight (g plant⁻¹) and yield (kg plant⁻¹)

		No. of clusters	Cluster weight	Yield
No irrigation	No tillage	25.75 ± 2.59 a	137.17 ± 3.37 ab	3.54 ± 0.43 ab
	Tillage	23.25 ± 2.92 a	117.61 ± 14.44 b	2.48 ± 0.58 b
Irrigation	No tillage	28.41 ± 3.45 a	135.35 ± 15.54 ab	3.77 ± 0.52 ab
	Tillage	26.74 ± 3.25 a	166.52 ± 21.01 a	4.54 ± 0.96 a

Values ($n = 4$) in columns followed by the same letter are not significantly different at $P \leq 0.05$ according to Duncan's multiple range tests.

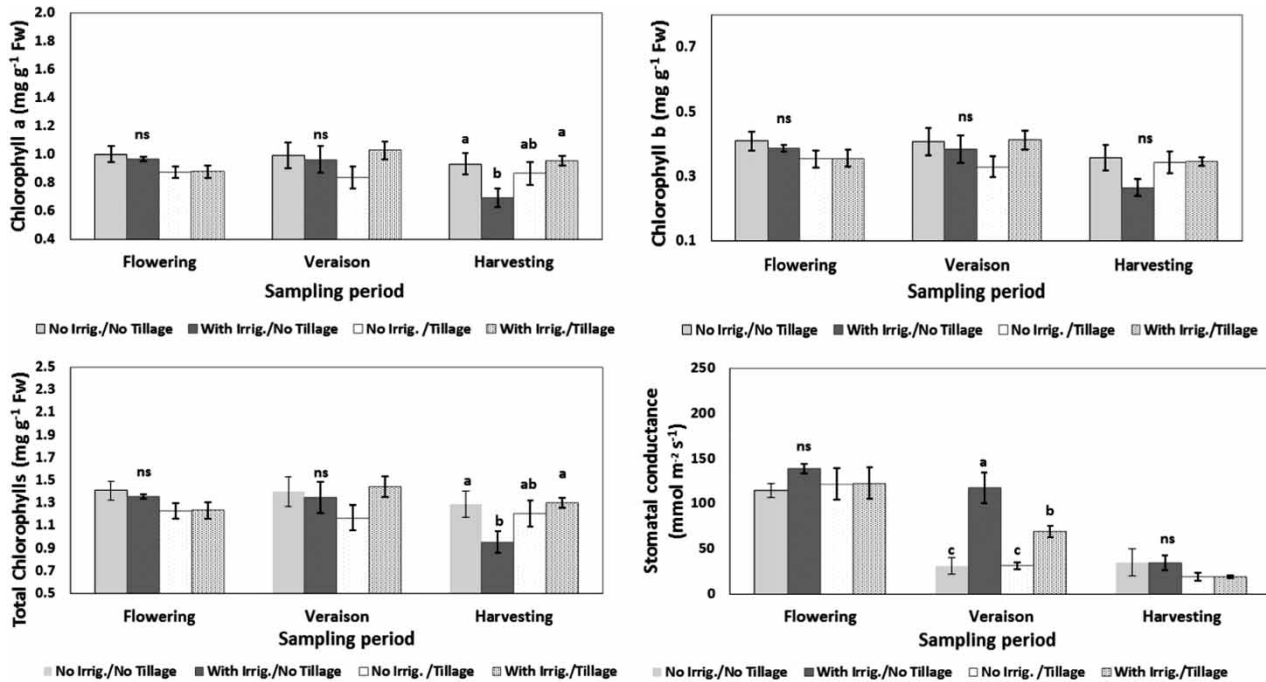


Figure 2 | Impact of irrigation and tillage on chlorophyll a (Chl a; mg g⁻¹ fw), chlorophyll b (Chl b; mg g⁻¹ fw), total chlorophylls (total Chl; mg g⁻¹ fw), and leaf stomatal conductance (mmol m⁻² s⁻¹). Sampling dates were during flowering (1st sampling), veraison (2nd sampling), and harvesting (3rd sampling). Significant differences ($P < 0.05$) among treatments are indicated by different letters according to Duncan's multiple range tests. Error bars show SE ($n = 4$).

therefore the total Chls content was significantly lower in irrigated vines under no tillage vs the no irrigation/no tillage and irrigation/tillage treatments.

Polyphenols and antioxidant activity

At veraison, irrigation with tillage led to increased antioxidant capacity obtained by FRAP method, compared to no irrigation with no tillage. At harvest, the application of irrigation with no tillage decreased antioxidant activity, measured by FRAP and ABTS methods (Figure 3), compared to the no irrigation/no tillage treatment. In general, we observed an increase in antioxidant capacity during plant development, as the plants are passing from flowering to veraison and then to the harvesting stage. A higher content of phenols was observed in the irrigation/tillage treatment compared to no irrigation/no tillage, at the veraison stage. No differences were found during flowering for the content of total phenolics as well as antioxidant status, as measured by FRAP and ABTS methods.

Mineral content in commercial Mratheftiko grapevines

Vines accumulated more N, P, and K and less Mg during flowering compared to veraison (Figure 4). At flowering, no irrigation/tillage and with irrigation/tillage application decreased (up to 27%) the K content in plants compared to no irrigation/no tillage and with irrigation/no tillage treatments, while irrigation had no profound effects. The content of N, P, and Mg was similar among treatments at flowering. At veraison, irrigation decreased accumulated K in vines subjected to tillage and decreased Mg content in vines subjected to no tillage. Tillage application decreased (up to 27%) P content compared to no tillage, independently of the irrigation practice applied.

Quality attributes

The effects of the four treatments on quality attributes of grape juice are shown in Table 2. TSS increased in the no irrigation/no tillage treatment compared to irrigation/tillage and irrigation/no tillage. The content of total phenols increased with tillage application compared with

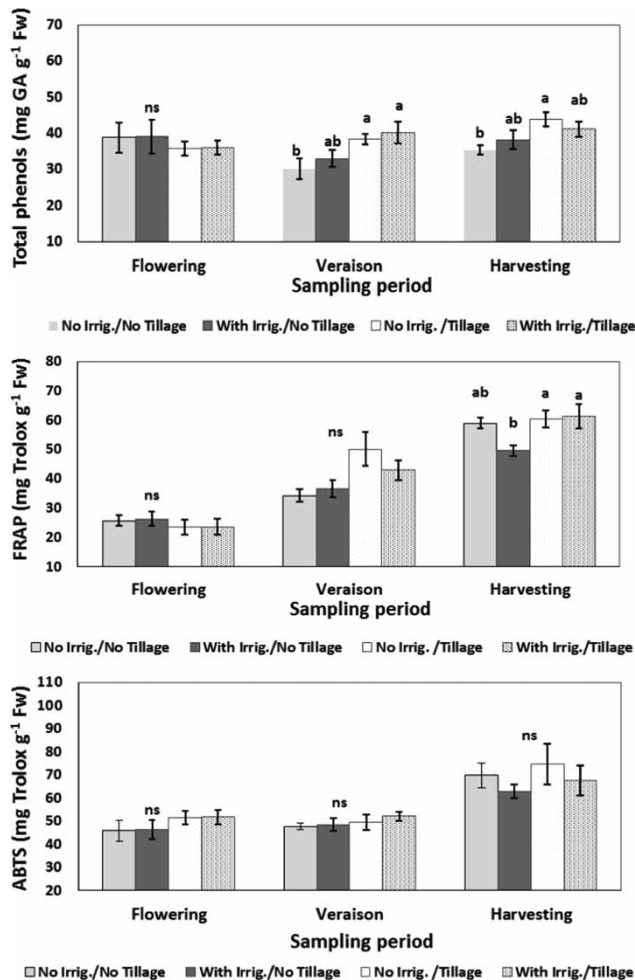


Figure 3 | Impact of irrigation and/or cultivation practices (cover crop – tillage) on the content of total phenols and antioxidant activity (FRAP, ABTS). Sampling dates were during flowering (1st sampling), veraison (2nd sampling), and harvesting (3rd sampling). Significant differences ($P < 0.05$) among treatments are indicated by different letters according to Duncan's multiple range tests. Error bars show SE ($n = 4$).

the no tillage practice in both irrigated and non-irrigated plants. The higher content of anthocyanins was found in the no irrigation/no tillage treatment, being significantly higher than the no irrigation/tillage and irrigated vines irrespective of tillage application. The content of tannins was significantly increased in irrigated vines under no tillage compared to all other treatments. In irrigated vines, cover crop practice resulted in lower grape juice pH compared to the tillage application. No differences were found in titratable acidity and the content of ascorbic acid among the treatments.

DISCUSSION

The natural vegetation in the no tillage treatment consisted of species that are common in Cyprus and the Mediterranean area (*Aegilops* sp., *Bromus* sp., *Sonchus* sp., *Malva* sp., *Medicago* sp., *Hirschfeldia incana*, *Capsella bursa-pastoris*, *Hirschfeldia incana*). The species are typically found in vineyards and olive groves and form a multispecies cover crop (Gómez et al. 2011). Biomass yield in our study is similar to that measured in Mediterranean olive groves and vineyards (Soriano et al. 2016).

Grapevine yield almost doubled with irrigation in the tillage treatment and this was mainly due to the increase in the fresh weight of each cluster, rather than the number of clusters produced. The effects of drought (no irrigation), a situation that it is expected for Cyprus under climate change, indicate a potential loss of more than 45% in yield under tillage (Table 1). The observed yield in the irrigation and tillage treatment was within the average yield observed in three years (2014–2016) in the same vineyard, and this ranged from 4.01 to 5.18 kg/plant (unpublished data). In the case of severe water shortage, no tillage and the presence of natural vegetation as cover crop could be a valuable option for reducing the yield loss for Maratheftiko. The presence of cover crop, when irrigation was applied, increased water infiltration compared to tillage and the irrigation water could not reach the roots of the Maratheftiko vines. In addition, the cover crop utilized a part of the irrigation water resulting in reduced water availability for the vines. In agreement with our observations, Barroso et al. (2016) worked with the Portuguese native variety 'Trincadeira' and concluded that the higher water availability due to irrigation and soil tillage during berry development resulted in an increase in berry flesh weight. Berry size and crop yield are widely recognized as important factors that contribute to wine quality.

There were no differences in stomatal conductance and chlorophyll content (chlorophyll a, b, and total) at flowering. Rain during Maratheftiko flowering (April–May) is usually adequate in the viticultural areas of Cyprus to support the evapotranspiration requirements, which are much lower than those observed later during the hot, dry

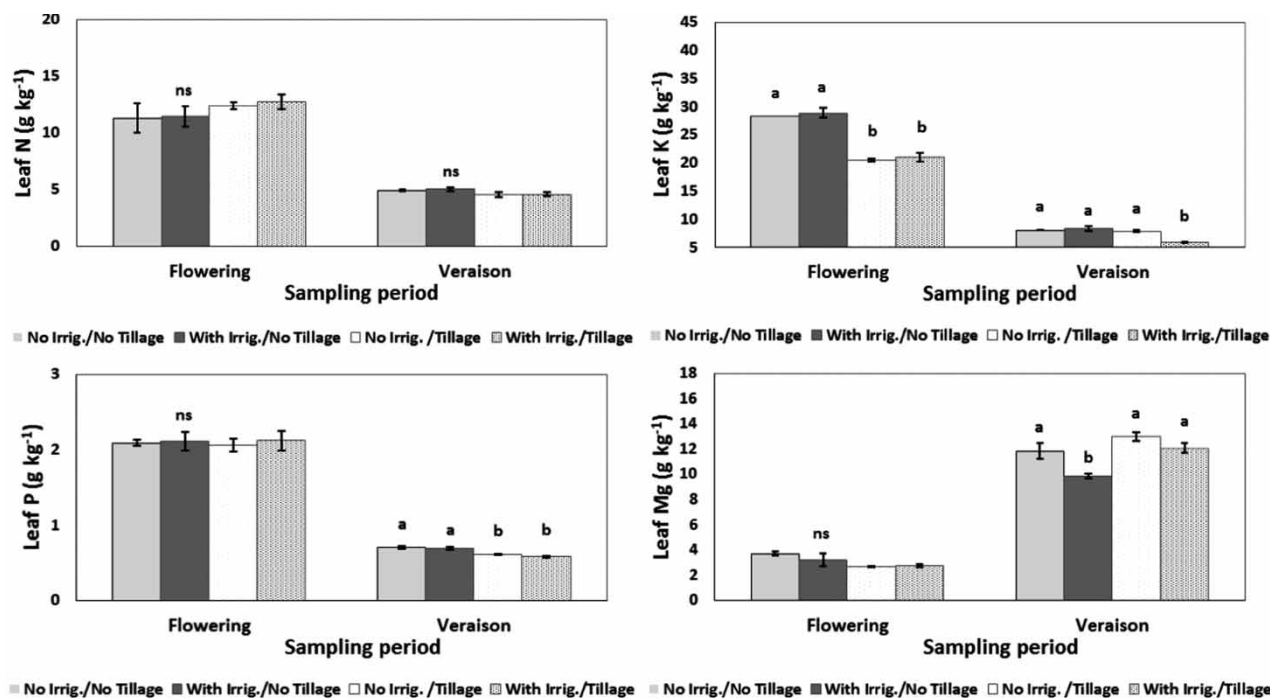


Figure 4 | Impact of irrigation and tillage on the leaf content of macronutrients. Sampling dates were during flowering (1st sampling) and veraison (2nd sampling). Significant differences ($P < 0.05$) among treatments are indicated by different letters according to Duncan's multiple range tests. Error bars show SE ($n = 4$).

Table 2 | Effects of irrigation and tillage on total soluble solids (TSS: $^{\circ}\text{Brix}$), titratable acidity (TA: % tartaric acid), pH, ascorbic acid (AA: $\text{mg } 100 \text{ mL}^{-1}$ grape juice), total phenols (gallic acid equivalent: $\text{GAE } 100 \text{ g}^{-1}$ Fwt), anthocyanins ($\text{mg cyn-3-glu } 100 \text{ g}^{-1}$ Fwt) and tannins ($\text{mg } 100 \text{ mL}^{-1}$ grape juice)

		TSS	TA	pH	AA	Phenols	Anthocyanins	Tannins
No irrigation	No tillage	$24.07 \pm 0.38\text{a}$	$0.635 \pm 0.028\text{a}$	$3.11 \pm 0.04\text{ab}$	$0.81 \pm 0.17\text{a}$	$5.33 \pm 0.09\text{b}$	$90.25 \pm 1.50\text{a}$	$43.49 \pm 8.91\text{b}$
	Tillage	$22.37 \pm 0.22\text{b}$	$0.636 \pm 0.014\text{a}$	$3.14 \pm 0.03\text{ab}$	$1.19 \pm 0.32\text{a}$	$5.81 \pm 0.09\text{a}$	$81.11 \pm 4.49\text{b}$	$33.82 \pm 2.16\text{bc}$
Irrigation	No Tillage	$20.50 \pm 0.18\text{c}$	$0.646 \pm 0.023\text{a}$	$3.05 \pm 0.04\text{b}$	$1.02 \pm 0.33\text{a}$	$4.09 \pm 0.11\text{c}$	$62.01 \pm 2.79\text{c}$	$66.04 \pm 4.61\text{a}$
	Tillage	$22.85 \pm 0.75\text{ab}$	$0.664 \pm 0.028\text{a}$	$3.17 \pm 0.02\text{a}$	$1.26 \pm 0.17\text{a}$	$5.92 \pm 0.18\text{a}$	$47.52 \pm 0.35\text{d}$	$19.33 \pm 3.52\text{c}$

Values ($n = 4$) in columns followed by the same letter are not significantly different. $P \leq 0.05$ according to Duncan's multiple range tests.

months (June–September). Therefore, stomatal conductance is not affected by tillage or irrigation. As expected, the effect of drought was much more obvious at veraison (July), especially for non-irrigated vines. The plants during the hot and dry period reduce transpiration to adjust to the reduced availability of water. Irrigation under these conditions significantly increases transpiration and stomatal conductance. As the projections for the climate in Cyprus indicate increased drought and higher temperatures (Terink *et al.* 2013; Lelieveld *et al.* 2016), especially for the spring and summer months, we expect more severe drought stress in vines. Irrigation in such a case will be vital for the

survival of the vines, and great effects are expected on plant physiology and yields, as shown in the results of the experiment for the various treatments (Figure 2).

Irrigation and tillage had no effect on chlorophyll content at the flowering and veraison stages while the content of chlorophylls (a, b, and total) was lower for the irrigation/no tillage treatment at the harvesting stage. In addition, less Mg was present in the leaves of the vines in the irrigation/no tillage treatment at veraison (Figure 4). Magnesium is essential for chlorophyll synthesis as Mg^{2+} is placed into protoporphyrin (Brzezowski *et al.* 2016). Therefore, less Mg in the leaves might result in reduced

synthesis of chlorophylls in comparison to the other treatments.

The response of grapevines to moderate irrigation might also be cultivar-dependent as *V. vinifera* cultivars have been shown to respond differently to water stress (Schultz 1996). Grapevine cultivars have also been reported to adapt to water deficit by modifications of their morphological and anatomical characteristics, such as alterations in leaf area (Gómez del Campo *et al.* 2003), root/shoot ratio (Toumi *et al.* 2007), and xylem vessel size and conductivity (Lovisolo & Schubert 1998). Maratheftiko decreased stomatal conductance and altered plant metabolism during vegetative and reproductive stages. To promote adaptation to conditions of limited rainfall and less irrigation water, indigenous cultivars, well adapted to drought can be used (Koundouras *et al.* 2008). Maratheftiko is a promising cultivar for adapting to climate change and the mechanisms of adaptation to water shortage should be further explored.

There were no statistical differences in polyphenol content of leaves among treatments at the flowering stage, while differences were observed at veraison and harvesting stages, where heat and dry stresses were more intense. At veraison, tillage (independently of irrigation) increased total phenols in leaves and the same trend was observed at the harvesting stage, but the highest concentration was observed in the no irrigation/tillage treatment. Regarding antioxidant status, FRAP increased in the no irrigation/tillage treatment at the veraison stage, while at the harvesting stage it increased in all treatments. ABTS also increased at the harvesting stage and the higher value was observed for the no irrigation/tillage treatment but there were no differences in ABTS among the treatments in the other two sampling periods. Polyphenol synthesis (and antioxidant activity) is stimulated in plants in response to stress and phenolic compounds have an important role in plants' resistance to abiotic stress (Bettaieb *et al.* 2012). Drought (water deficit) is an abiotic stress and according to Abreu & Mazzafera (2005), the increase in polyphenols can be associated with an increase in secondary metabolites through the relocation of carbon, as plant growth is reduced. Drought stress in the roots could trigger oxidative stress in the whole plant because of changes in root absorption for both water and minerals. The stress might cause the aerial parts of plants to increase antioxidant substances as protection from injury by reactive oxygen species (Blokchina

et al. 2003). However, in the case of Maratheftiko vines, it seems that tillage also plays an important role in polyphenols' content and resistance to abiotic stress. It is possible that tillage impacts the vine and triggers similar effects to the plant as water deficit does. The traffic and the weight of machinery used during tillage could affect or even injure the root system of vines as well as decrease the soil porosity (air- and water-filled pore space), and this could result in stress and the subsequent synthesis of antioxidant substances. In support of our findings are the results of Bahar & Yasasin (2010) where conventional and conservation tillage also increased the phenolic compounds in grape juice from Cabernet Sauvignon vines. We obtained similar results to those researchers for the Maratheftiko grapes' juice quality, where the highest phenolic content was in the tillage treatments (Table 2).

Vines accumulated more N, P, and K and less Mg in their leaves during flowering compared to veraison. At flowering, irrigation and no tillage led to increased K concentration in vine leaves. The nutrient concentration in leaves decreased at veraison and the lowest K concentration was observed for the irrigation/tillage treatment. A similar trend was also observed for P and its concentration in leaves also decreased at veraison when tillage was applied. The decreased K and P content in leaves during veraison for the irrigation/tillage treatment is related to the increased yield observed for that treatment, as minerals were mobilized for the berry development. The uptake of nutrients, such as P and K, which is very difficult to mobilize in soil and transfer to the soil solution, is promoted in vines as well as in other plants by mycorrhiza (Schreiner 2005). When mycorrhizas associate with a grapevine, the fungi help the vine increase its root network and its nutrient uptake by increasing the volume of soil explored. This increases grapevine growth and nutrition by better access to soil nutrients and by activating the regulation of plant transport proteins for P, N, K, and other elements (Trouvelot *et al.* 2015). Reduced water inputs and no tillage increase the presence of mycorrhizal hyphae in vineyard soil (Schreiner 2005). In addition, it was observed that tillage could mobilize nutrients such as P and K and make them available to the vines, and therefore indirectly affect mycorrhizal hyphae, which are not favored by elevated concentrations of nutrients in soils (Trouvelot *et al.* 2015). Considering the above, tillage and irrigation in the Maratheftiko vines reduced the

uptake of P and K at veraison and this is probably due to disturbance of the mycorrhiza and reduction of the soil volume that the vine roots could utilize. However, such an observation needs to be studied further by soil microbiome and mycorrhiza presence research. Finally, less Mg was present in the leaves of the vines in the irrigation/cover crop treatment, at veraison. It is possible that the cover crop, especially when irrigated, utilized a part of the available Mg in the soil solution. Therefore, the concentration of the nutrient in the vine leaves was reduced in comparison to the other three treatments. This reduction was linked to the reduction of chlorophyll content in Maratheftiko leaves, as previously discussed.

Grape juice quality characteristics are very important for the production of high quality wines. TSS in grape juice increased in berries from vines receiving no irrigation/no tillage. This is in agreement with [Bahar & Yasasin \(2010\)](#) for Cabernet Sauvignon, where tillage reduced TSS in grape juice. Total phenols' content in grapes can increase under water stress ([Deis & Cavagnaro 2013](#)). This was observed in our research when comparing total phenols in irrigated and non-irrigated vines, but absence of tillage also plays a significant role in Maratheftiko ([Table 2](#)). Anthocyanin concentration is affected by environmental factors and biotic stresses and in the case of water stress their concentration can increase ([Deis & Cavagnaro 2013](#)). The trend was captured in our results for Maratheftiko. Anthocyanins were significantly higher in berries in the absence of either irrigation or tillage ([Table 2](#)). The increased TSS and anthocyanins and the decreased tannins' levels in the absence of irrigation and tillage suggest a speed up of metabolism related to berry ripening/maturation. During drought incidents, skin growth itself can be inhibited which could alter the proportion of skin and seeds to total berry weight, which determines tannins' concentration in the juice. Accordingly, in our study, irrigation and tillage significantly decreased tannins in the grape juice, leading to lower juice quality. Irrigation and cover cropping resulted in lower juice pH and no significant differences were observed in the content of ascorbic acid and in titratable acidity. As the projections for climate change in Cyprus indicate more frequent and severe drought, which has already resulted in reduced water availability for farmers in 2017–2018, it is possible that no irrigation will be more common in

viticulture. In this case, no tillage might be useful as it leads to higher tannins' concentration in the Maratheftiko grape juice in comparison to tillage, which is important for the making of higher quality wines.

CONCLUSIONS

In this research, the effect of irrigation in combination with tillage was examined in the native Maratheftiko red cultivar. We showed that for the indigenous Maratheftiko variety, the implementation of no irrigation/no tillage systems might aid in adapting to climate change, since the irrigation/no tillage application did not increase yields. In addition to buffering yield losses, no irrigation/no tillage improves the quality characteristics of berries. With this study very useful information was obtained in designing soil management in particular and in grapevine cultivation under climate change in general. Additional research is required to explore the effects of tillage on soil microbiome and mycorrhizal function, an important issue for vine nutrition. These aspects have never been systematically studied for indigenous cultivars in Cyprus, which are more suited to the arid environment and are highly important for the island's wine-making sector. The research should expand to include additional indigenous varieties of the island, such as Xynisteri and Mavro. The results will be very useful for the adaptation of Cypriot and global viticulture to climate change.

ACKNOWLEDGEMENTS

This research has been co-financed by the European Union (ERA-NET Cofund FACCE SURPLUS Call of Horizon 2020-FACCE JPI) and Cyprus Research Promotion Foundation, in the frame of the collaborative international consortium 'Vitismart' project. The current work was partially sponsored by Winox.

REFERENCES

- Abreu, I. N. & Mazzafera, P. 2005 *Effect of water and temperature stress on the content of active constituents of *Hypericum**

- brasiliense* Choisy. *Plant Physiology & Biochemistry* **43**, 241–248.
- Bahar, E. & Yasasin, A. S. 2010 The yield and berry quality under different soil tillage and clusters thinning treatments in grape (*Vitis vinifera* L.) cv. Cabernet-Sauvignon. *African Journal of Agricultural Research* **5**, 2986–2995.
- Baker, J. B., Southard, R. J. & Mitchell, J. P. 2005 Agricultural dust production in standard and conservation tillage systems in the San Joaquin valley. *Journal of Environment Quality* **34**, 1260–1269.
- Barroso, J. M., Pombeiro, L. & Rato, A. E. 2016 Impacts of crop level, soil and irrigation management in grape berries of cv 'Trincadeira' (*Vitis vinifera* L.). *Journal of Wine Research* **28** (1), 1–12. doi:10.1080/09571264.2016.1238350.
- Bate-Smith, E. C. 1981 Astringent tannins of the leaves of *Geranium* species. *Phytochemistry* **20**, 211–216.
- Beis, A. & Patakas, A. 2015 Differential physiological and biochemical responses to drought in grapevines subjected to partial root drying and deficit irrigation. *European Journal of Agronomy* **62**, 90–97.
- Bettaieb, I. R., Jabri-Karoui, I., Hamrouni-Sellami, I., Bourgou, S., Limam, F. & Marzouk, B. 2012 Effect of drought on the biochemical composition and antioxidant activities of cumin (*Cuminum cyminum* L.) seeds. *Industrial Crops and Products* **36**, 238–245.
- Blokhina, O., Virolainen, E. & Fagerstedt, K. V. 2003 Antioxidants, oxidative damage and oxygen deprivation stress. *Annals of Botany* **91**, 179–194.
- Brzezowski, P., Sharifi, M. N., Dent, R. M., Morhard, M. K., Niyogi, K. K. & Grimm, B. 2016 Mg chelatase in chlorophyll synthesis and retrograde signaling in *Chlamydomonas reinhardtii*: CHLI2 cannot substitute for CHLI1. *Journal of Experimental Botany* **67** (13), 3925–3938.
- Chrysargyris, A., Panayiotou, C. & Tzortzakis, N. 2016 Nitrogen and phosphorus levels affected plant growth, essential oil composition and antioxidant status of lavender plant (*Lavandula angustifolia* Mill.). *Industrial Crops and Products* **83**, 577–586.
- Chrysargyris, A., Drouza, C. & Tzortzakis, N. 2017a Optimization of potassium fertilization/nutrition for growth, physiological development, essential oil composition and antioxidant activity of *Lavandula angustifolia* Mill. *Journal of Soil Science and Plant Nutrition* **17**, 291–306.
- Chrysargyris, A., Xylia, P., Botsaris, G. & Tzortzakis, N. 2017b Antioxidant and antibacterial activities, mineral and essential oil composition of spearmint (*Mentha spicata* L.) affected by the potassium levels. *Industrial Crops and Products* **103**, 202–212.
- Daane, K. N., Hoog, B. N., Wilson, H. & Yokota, G. Y. 2018 Native grass ground covers provide multiple ecosystem services in Californian vineyards. *Journal of Applied Ecology*. doi: 10.1111/1365-2664.13145.
- de Orduna, R. M. 2010 Climate change associated effects on grape and wine quality and production. *Food Research International* **43**, 1844–1855.
- Deis, L. & Cavagnaro, J. B. 2013 Effect of water stress in grape berries Cabernet Sauvignon (Mendoza, Argentina) during four years consecutives. *Journal of Life Sciences* **9**, 993–1001.
- Deng, Y., Wu, Y. & Li, Y. 2005 Effects of high O₂ levels on post-harvest quality and shelf life of table grapes during long-term storage. *European Food Research and Technology* **221**, 392–397.
- Du, B., He, B. J., Shi, P. B., Li, F. Y., Li, J. & Zhu, M. 2012 Phenolic content and antioxidant activity of wine grapes and table grapes. *Journal of Medicinal Plants Research* **6** (17), 3381–3387.
- Evans, J. P. 2009 21st century climate change in the Middle East. *Climatic Change* **92**, 417–432.
- Fraga, H., De Cortazar Atauri, I. G., Malheiro, A. C. & Santos, J. A. 2016 Modelling climate change impacts on viticultural yield, phenology and stress conditions in Europe. *Global Change Biology* **22**, 3774–3788.
- Gómez del Campo, M., Ruiz, C., Baeza, P. & Lissarrague, J. R. 2003 Drought adaptation strategies of four grapevine cultivars (*Vitis vinifera* L.): modification of the properties of the leaf area. *Journal International des Sciences de la Vigne et du Vin* **37**, 131–143.
- Gómez, J. A., Llewellyn, C., Basch, G., Sutton, P. B., Dyson, J. S. & Jones, C. A. 2011 The effects of cover crops and conventional tillage on soil and runoff loss in vineyards and olive groves in several Mediterranean countries. *Soil Use and Management* **27** (4), 502–514.
- Keller, M. 2005 Deficit irrigation and vine mineral nutrition. *American Journal of Enology and Viticulture* **56** (3), 267–283.
- Klados, E. & Tzortzakis, N. 2014 Effects of substrate and salinity in hydroponically grown *Cichorium spinosum*. *Journal of Soil Science and Plant Nutrition* **14**, 211–222.
- Koundouras, S., Tsialtas, I. T., Zioziou, E. & Nikolaou, N. 2008 Rootstock effects on the adaptive strategies of grapevine (*Vitis vinifera* L. cv. Cabernet-Sauvignon) under contrasting water status: leaf physiological and structural responses. *Agriculture, Ecosystems and Environment* **128**, 86–96.
- Lelieveld, J., Proestos, Y., Hadjinicolaou, P., Tanarhte, M., Tyrilis, E. & Zittis, G. 2016 Strongly increasing heat extremes in the Middle East and North Africa (MENA) in the 21st century. *Climatic Change* **137**, 245–260.
- Litskas, V. D., Irakleous, T., Tzortzakis, N. & Stavrinides, M. C. 2017 Determining the carbon footprint of indigenous and introduced grape varieties through Life Cycle Assessment using the island of Cyprus as a case study. *Journal of Cleaner Production* **156**, 418–425.
- Lovisolo, C. & Schubert, A. 1998 Effects of water stress on vessel size and xylem hydraulic conductivity in *Vitis vinifera* L. *Journal of Experimental Botany* **49**, 693–700.
- Marinou, E., Chrysargyris, A. & Tzortzakis, N. 2013 Use of sawdust, coco soil and pumice in hydroponically grown strawberry. *Plant, Soil and Environment* **59**, 452–459.
- Novara, A., Gristina, L., Saladino, S. S., Santoro, A. & Cerdà, A. 2011 Soil erosion assessment on tillage and alternative soil

- managements in a Sicilian vineyard. *Soil and Tillage Research* **117**, 140–147.
- OIV 2012 *Compendium of International Methods of Analysis of Wines and Musts*, Vol. 1. OIV, Paris, France.
- Pérez-Bermúdez, P., Olmo, M., Gil, J., García-Férriz, L., Olmo, C., Boluda, R. & Gavidia, I. 2015 [Cover crops and pruning in Bobal and Tempranillo vineyards have little influence on grapevine nutrition](#). *Scientia Agricola* **73** (3), 260–265. <http://doi.org/10.1590/0103-9016-2015-0027>.
- Schreiner, P. 2005 Mycorrhizas and mineral acquisition in grapevines. In: *Proceedings of the Soil Environment and Vine Mineral Nutrition Symposium* (P. Christensen & D. R. Smart, eds). American Society of Enology and Viticulture, Davis, CA, pp. 49–60.
- Schultz, H. R. 1996 [Water relations and photosynthetic responses of two grapevine cultivars of different geographical origin during water stress](#). *Acta Horticulturae* **427**, 251–266.
- Soriano, M. A., Cabezas, J. M., Ramos, A., Lora, A. & Gómez, J. A. 2016 Characterization of cover crops for use in olive groves and vineyards in certified systems under Mediterranean conditions. In: *10th International Symposium on Agriculture and the Environment*, Purdue University, Indiana, USA, May 23–27. Available at: <https://docs.lib.purdue.edu/agroenviron/2016/Abstracts/45/>.
- Steenwerth, K. L., Calderon-Orellana, A., Hanifin, R. C., Storm, C. & McElrone, A. J. 2016 [Effects of various vineyard floor management techniques on weed community shifts and grapevine water relations](#). *American Journal of Enology and Viticulture* **67**, 153–162.
- Terink, W., Immerzeel, W. W. & Droogers, P. 2013 [Climate change projections of precipitation and reference evapotranspiration for the Middle East and Northern Africa until 2050](#). *International Journal of Climatology* **33**, 3055–3072.
- Toumi, I., M'Sehli, W., Bourgou, S., Jallouli, N., Bensalem-Fnayou, A., Ghorbel, A. & Mliki, A. 2007 Response of ungrafted and grafted grapevine cultivars and rootstocks (*Vitis* spp.) to water stress. *Journal International des Sciences de la Vigne et du Vin* **41**, 85–93.
- Trigo-Córdoba, E., Bouzas-Cid, Y., Orriols-Fernández, I. & Mirás-Avalos, J. M. 2015 [Effects of deficit irrigation on the performance of grapevine \(*Vitis vinifera* L.\) cv. 'Godello' and 'Treixadura' in Ribeiro, NW Spain](#). *Agricultural Water Management* **161**, 20–30.
- Trouvelot, S., Bonneau, L., Redecker, D., van Tuinen, D., Adrian, M. & Wipf, D. 2015 [Arbuscular mycorrhiza symbiosis in viticulture: a review](#). *Agronomy and Sustainable Development* **35**, 1449–1467. doi: 10.1007/s13593-015-0329-7.
- Vrontis, D. & Pappasolomou, I. 2007 [Brand and product building: the case of the Cyprus wine industry](#). *Journal of Products and Brand Management* **16**, 159–167.
- Wolff, M. W., Alsina, M. M., Stockert, C. M., Khalsa, S. D. S. & Smart, D. R. 2018 [Minimum tillage of a cover crop lowers net GWP and sequesters soil carbon in a California vineyard](#). *Soil and Tillage Research* **175**, 244–254.

First received 23 May 2018; accepted in revised form 4 July 2018. Available online 23 July 2018