

The use of potassium permanganate, ozone and associated coupled processes for odor removal in drinking water: bench and pilot scale tests

Qiulai He, Hongyu Wang, Lin Zhong, Kai Yang and Zhuocheng Zou

ABSTRACT

Bench and pilot scale experiments were conducted to investigate and compare the preoxidation effects of potassium permanganate (KMnO₄) and ozone (O₃) for odor removal in drinking water. The effects of dosage, contact time, pH, as well as couple treatment with a granular activated carbon (GAC) filter were examined using bench experiments, while the effects of KMnO₄ dosing points and a preozonation coupled process were investigated in pilot scale tests. Results revealed that both preoxidants at appropriate dosage worked well for odor removal because of the strong oxidizing ability and the intermediates generated in the process. The preozonation rate of O₃ was much faster than that of KMnO₄. Preoxidation by KMnO₄ was largely affected by pH because of the amount of hydrated manganese dioxide generated, which contributed to the adsorption of odorants. Pilot scale tests were highly synchronous with results of bench scale tests.

Key words | coagulation, GAC filter, KMnO₄, O₃, odor removal

Qiulai He
Hongyu Wang (corresponding author)
Kai Yang
Zhuocheng Zou
School of Civil Engineering, Wuhan University,
Wuhan 430072,
China
E-mail: hywang96@126.com

Lin Zhong
Guangzhou Water Supply Co.,
Guangzhou 510600,
China

INTRODUCTION

Quality aspects become the primary concern for drinking water treatment when water quantity problems have been solved (Bruchet & Duguet 2004). The key issues in drinking water treatment are not only the removal of toxic pollutants, but also the removal of odorants (Tobien *et al.* 2000). Thus, the treatment and control of odor have increased in priority because odorants have long been related to the quality and safety of drinking water (Antonopoulou *et al.* 2014). Several classes of compounds have been reported to be responsible for odor: for example, sulfides, dicyclopentadiene and analogues, and disinfection byproducts (DBPs) to name a few (Park *et al.* 2007). However, it is a challenging task to target such low levels of specific compounds in a complex mixture which contains extremely low concentrations, usually in the range of ng L⁻¹ (Park *et al.* 2007; Persson *et al.* 2007; Srinivasan & Sorial 2011; Watanabe *et al.* 2014). Few approaches have been identified to be efficient in

odor removal, including the use of activated carbon (both powdered activated carbon (PAC) and granular activated carbon (GAC)) and alum coagulation/sand filtration (Cook *et al.* 2001; Jung *et al.* 2004; Sattler & Rosenberk 2006; He *et al.* 2016). However, adsorption capacity is vulnerable to the existence of natural organic matter, and additional costs must be paid for regeneration of activated carbon (Bansal *et al.* 2005).

Fortunately, the use of oxidants (chlorine, chlorine dioxide, potassium permanganate (KMnO₄), ozone (O₃), etc.) has been proved to be an alternate approach for odor removal, even though it is ineffective in removing geosmin and 2-methylisoborneol because of the resistance of tertiary alcohols towards oxidants (Antonopoulou *et al.* 2014; Zhang *et al.* 2015). Nevertheless, chlorinated DBPs and associated odor compounds inhibited further application of both chlorine and chlorine dioxide (Srinivasan & Sorial 2011).

Previous studies have demonstrated that both KMnO_4 and O_3 perform well for odor removal in drinking water treatment processes (Lalezary *et al.* 1986; Jung *et al.* 2004) as strong oxidants. The outstanding advantages of KMnO_4 and O_3 for odor removal in drinking water lie in their strongly oxidative ability and great compatibility with conventional treatment processes such as coagulation and flocculation, as well as the excellent adsorption and catalytic capacity of the hydrated manganese dioxide (HMD) formed in the process of preoxidation of KMnO_4 (Tobien *et al.* 2000; Chen *et al.* 2009). These studies have indicated that both preoxidants like KMnO_4 and O_3 and their derived substrates like HMD and hydroxyl ($\cdot\text{OH}$) are effective in odor removal.

However, the high treatment efficiencies largely depend on the conditions of the solution including oxidant type, dosage, pH and their related coupled processes, which is of economic significance in their applications. Thus, the purpose of this work is to provide some applicable information for use of KMnO_4 and O_3 as preoxidants in odor removal for drinking water. Both bench and pilot scale tests were performed to reveal the optimal parameters of preoxidation by KMnO_4 and O_3 . However, conventional treatment processes could hardly remove odorants due to their limitations in cost efficiency and removal performance; the same is true for the single chemical oxidation processes. Therefore, the coupled processes including KMnO_4 or O_3 followed by a filter were also investigated, aiming to add some applicable insights into odor removal in drinking water treatment.

MATERIALS AND METHODS

Raw water quality

The water targeted in the present study was from a drinking water source of a city in the south of China. Reports of raw water during experiments for both bench and pilot scale tests are shown in Table 1, which was characterized by a high odor (200 and 150 on average for bench and pilot scale tests, respectively) and chroma (25 and 22 times on average for bench and pilot scale tests, respectively), moderate turbidity and a low chemical oxygen demand (COD_{Mn}). The low nutrient level in raw water explained the low

Table 1 | Raw water quality for bench and pilot scale experiments

Parameters	Units	Bench scale experiments	Pilot scale experiments
		Average value	Average value
Temperature	$^{\circ}\text{C}$	25	25
pH	- ^a	6.89	7.19
Turbidity	NTU	31.8	18.9
TON	- ^a	200	150
Chroma	Times	25	22
COD_{Mn}	mg L^{-1}	4.30	4.90
DO	mg L^{-1}	2.55	1.76
$\text{NH}_4^+\text{-N}$	mg L^{-1}	2.33	2.03
$\text{NO}_3^-\text{-N}$	mg L^{-1}	0.90	1.36
$\text{NO}_2^-\text{-N}$	mg L^{-1}	0.28	0.17
Volatile phenol	mg L^{-1}	<0.002	<0.002
Algae counts	10^4 cells L^{-1}	234	245

^aNo unit.

concentration of algae counts (Chen *et al.* 2009). The data collected over the study period without preoxidation illustrated that the change pattern of water turbidity after settling was inconsistent with that of the raw water threshold odor number (TON) and chroma.

Bench scale experiment

Batch experiments were conducted for both preozonation and KMnO_4 preoxidation. Certain amounts of preoxidants and/or coagulants were dosed into jars with a working volume of 1 L. After contacting under agitation using procedures described in Table 2, a 70 cm height quartz sand filter cylinder (sand diameter of 0.7 to 1.1 mm, cylinder made of plastic with a diameter of 35 mm) was applied at a constant speed of 8 m h^{-1} . Samples were collected after those procedures for further measurements and analysis.

When coupling with PAC post-treatment, 1 mg L^{-1} of KMnO_4 was added to 1 L raw water, immediately followed by various PAC dosage and adsorption for 30 min to investigate the effect of PAC dosage. Samples were taken after 40 mg L^{-1} polyaluminium chloride (PC) coagulation, settling, and filtration (procedures were given in Table 2) for TON measurement and analysis. To investigate the effect of coagulation time, 1 mg L^{-1} of KMnO_4 was used

Table 2 | Agitation procedures for bench scale experiments

Steps	KMnO ₄ preoxidation			O ₃ preoxidation		
	Time (min)	Speed (r min ⁻¹)	Dosage	Time (min)	Speed (r min ⁻¹)	Dosage
1	30	60	KMnO ₄	6 s	300	Coagulants
2	6 s	300	Coagulants	2	200	- ^a
3	2	200	- ^a	2	100	- ^a
4	2	100	- ^a	3	60	- ^a
5	3	60	- ^a	20	0	- ^a
6	20	0	- ^a			

^aNo chemicals added.

for preoxidation for 30 min, then dosing 40 mg L⁻¹ PC at various agitation times (1, 2, 3, 6 and 7 min), followed by 20 mg L⁻¹ PAC. TON and turbidity were measured after the pretreatment stated above.

Pilot scale experiment

Based on results of the laboratory scale experiments, pilot scale tests were conducted to verify the odor removal performance and parameters for both KMnO₄ and O₃ preoxidation. The pilot scale experiment for KMnO₄ was carried out by dosing KMnO₄ to either a biological pretreatment tank or a mixing pool with a flow rate of 60 m³ h⁻¹. The technological process for pilot experiments is given in Figure S1. The scales for treatment tanks or pools and experimental parameters are described in Table S1. (Figure S1 and Table S1 are available with the online version of this paper.)

For O₃, the preozonation followed by conventional treatment and GAC filter processes were applied. The quality of charcoal activated carbon used in this study can be seen in Table S2 (available with the online version of this paper). Contact time was set as 8 min because of the adverse effect on GAC adsorption capacity (Fawzy *et al.* 2014). Coagulation time was 12 min, and superficial loading rate for settling was 7.5 m³·(m² h). The filtration speed for sand and GAC was 9 m h⁻¹.

Analytical methods

Analysis of water quality parameters present in our study was carried out according to Standard Methods (2005). The measurements of TON, turbidity, chroma, etc. were

carried out at room temperature of 25 °C. All experiments were conducted in triplicate and the deviation was controlled within 5%. The mean values were used for analysis.

RESULTS AND DISCUSSION

Bench scale experiment

Effect of dosage

Odor removal performance by varying the preoxidant dosage in the bench scale experiment is presented in Table 3. It can be seen that both KMnO₄ and O₃ oxidation achieved better odor removal rates at a higher dosage, which were in the range of 0.5 to 2, and 1 to 4 mg L⁻¹, respectively. A removal rate of 74.9% was gained by pure settling without preoxidant dosage. For KMnO₄, an ideal odor removal rate of 83.2% was achieved at a dosage of 1 mg L⁻¹, though a slight increase of 3.4% in removal rate could be achieved by doubling

Table 3 | Effect of the preoxidant dosage on odor removal in bench scale experiments

Preoxidant	Dosage (mg L ⁻¹)	TON	Removal rate (%)
Without	0	50.3	74.9
KMnO ₄	0.5	40.4	79.8
	1	33.6	83.2
	1.5	28.6	85.7
	2	26.8	86.6
O ₃ ^a	1	44.4	77.8
	2	36.4	81.8
	3	30.8	84.6
	4	26.6	86.7

^aContact time of 2 min.

the dosage. Thus, the optimal dosage could be chosen as 1 mg L^{-1} , in view of the odor removal efficiency and financial factors. For preozonation, there also existed a relatively optimal value for dosage, as 84.6–86.7% of TON was eliminated with $3\text{--}4 \text{ mg L}^{-1} \text{ O}_3$. It could be concluded from Table 3 that for the same odor removal performance, O_3 dosage had to be twice that of KMnO_4 .

According to Chen *et al.* (2009), an optimal dosage of 1.25 mg L^{-1} was found for KMnO_4 preoxidation process (removal rate of 98%), both higher (up to 1.75 mg L^{-1} or lower ($0.5\text{--}1 \text{ mg L}^{-1}$) dosages led to a decrease in removal rates. Meanwhile, there were contradictory conclusions put forward by previous studies of Posselt & Reidies (1965) and Sukenik *et al.* (1987), which did not report any disruption in preoxidation processes even with dosage up to 8.1 mg L^{-1} . As for preozonation, 3 mg L^{-1} was reported to be an appropriate concentration when a removal rate of 93% could be obtained (Chen *et al.* 2009). The release of extra- and intra-cellular organic matter at high dosage of oxidants could be responsible for the failure in odorants removal (Tobien *et al.* 2000). The discrepancy between our study and previous ones could be due to the raw water quality differences, such as initial TON and other odor-producing materials (algae, nutrients and so on).

Effect of contact time

Figure 1 shows the effect of contact time on odor removal by both KMnO_4 (Figure 1(a)) and O_3 (Figure 1(b)). Although

both preoxidants exhibited excellent capacity for odorants removal, there still were distinct differences between them. Odorants were removed quickly in the first 10 min with KMnO_4 preoxidation, and were stable at 1 h. The removal rates at 10 and 30 min were 77.8 and 83.3%, respectively. Though a higher dosage was required for O_3 ($3\text{--}4 \text{ mg L}^{-1}$) in order to get the same performance as KMnO_4 (1 mg L^{-1}), the reaction speed for preozonation was apparently faster than that of KMnO_4 . Odor removal quickly reached its equilibrium at 8 min, as little odorant reduction occurred afterwards. The odor removal efficiency for preozonation was 88.9% at 8 min and afterwards.

The preoxidation process for KMnO_4 and O_3 could be divided into several steps. Namely, KMnO_4 initially removed odorants by oxidizing certain kinds of sources, which was a relatively slow and limited process (Cherry 1962; Qu *et al.* 2015; Haolin *et al.* 2016). HMD generated during this process served as an excellent adsorbent for further odor removal, which was effective though dependent on the oxidizing process by KMnO_4 (Qu *et al.* 2015). Thus, the preoxidation speed by KMnO_4 varied with sources of odorants. Similarly, preozonation had two particular reaction mechanisms based on initial pH: direct oxidation by O_3 (D reaction, $\text{pH} < 8$), which was slow and selective, and indirect oxidation by $\cdot\text{OH}$ (R reaction, $\text{pH} > 8$), which was fast and adaptable (Antonopoulou *et al.* 2014). According to the raw water quality and oxidation process (Figure 1(b)), the preozonation process in our study was mainly dominated by the D reaction, which was still much faster than that of KMnO_4 .

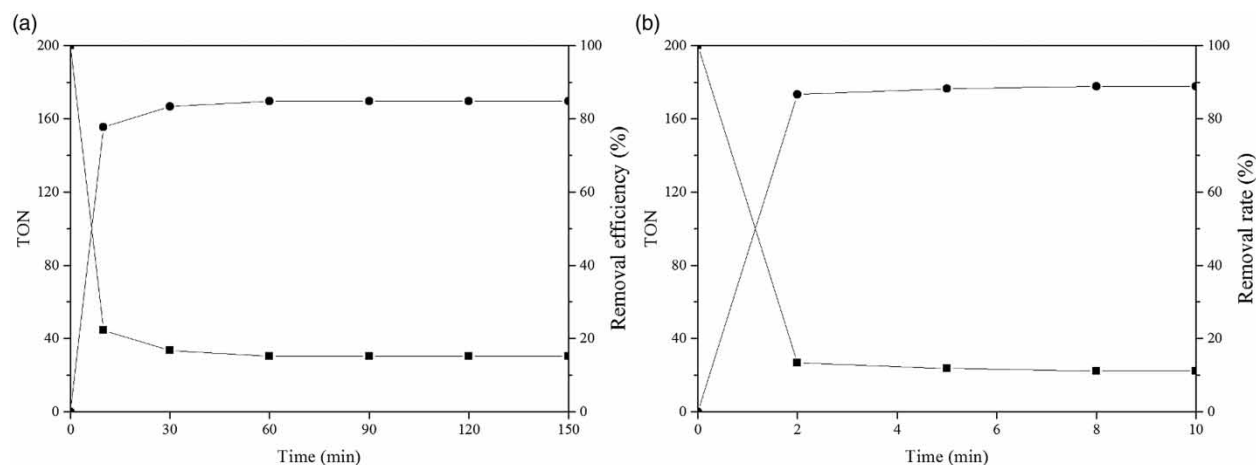


Figure 1 | Effect of contact time on preoxidation: (a) KMnO_4 with 1 mg L^{-1} ; (b) O_3 with 4 mg L^{-1} .

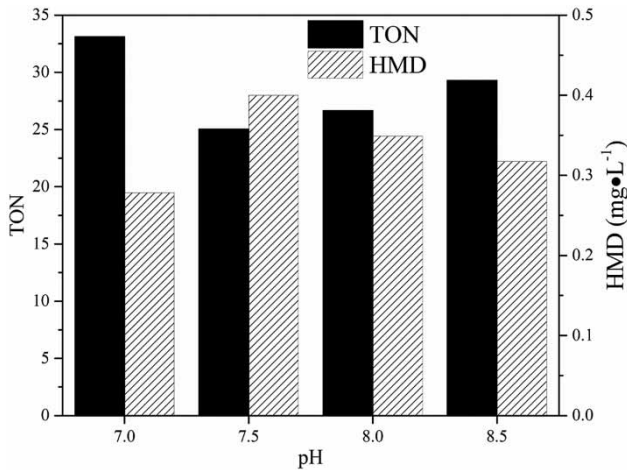


Figure 2 | Effect of pH on preoxidation of KMnO_4 : dosage 1 mg L^{-1} , contact time 30 min.

Effect of pH

Figure 2 illustrates the effect of various pH (7.0–8.5) on odor removal and amount of HMD generation. It is obvious that odor removal rate was positively correlated with generated HMD. HMD reached its peak (0.4 mg L^{-1}) at a pH of 7.5, when the odor removal rate was 87.5. Higher or lower pH resulted in a decrease of removal efficiency as well as the amount of HMD. It is concluded that raw water with pH around 7.5 was more favorable to preoxidation by KMnO_4 , which contributed to HMD production and odor removal.

Intermediates generated in the process of KMnO_4 oxidation varied with different pH, among which the HMD

was most effective in odor removal (Bokare & Choi 2014). The amount of HMD generated at pH about 7.5 was the largest, corresponding to the highest odor removal rate, which was in accordance with the previous study (Adcock *et al.* 2014).

Coupling with PAC filter

Preoxidation by KMnO_4 helped to enhance the function of PAC for the oxidation of organic compounds; however, it brought about another problem that KMnO_4 itself is dense purple in color, thus increasing the effluent chroma and demanding further treatment for chroma removal. Herein, we coupled KMnO_4 preoxidation with PAC filter, aiming to solve this problem.

It is obvious that odor removal efficiencies by adding KMnO_4 exceeded those without KMnO_4 (Figure 3(a)). Although residual TON with/without KMnO_4 dosage decreased with the increasing dosage of PAC (83.3–89.1% and 75.0–87.5%, respectively), the discrepancy between them tended to reduce (from 8.3 to 1.6% at dosage 1–2.5 mg L^{-1}).

Effect of coagulation time on turbidity and TON can be seen in Figure 3(b). The figure illustrates that for a coagulation time of 3 min, the odor removal rate increased to 88.3% at the same coagulant dosage; however, both longer and shorter times led to the decrease of removal efficiency. Turbidity after settling increased with time (0.89–1.43 NTU),

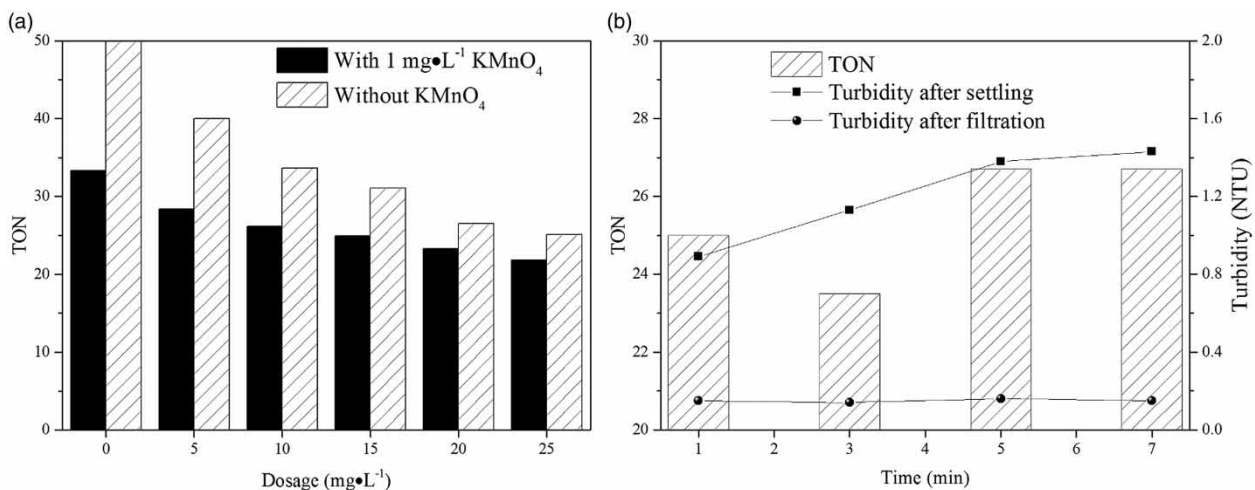


Figure 3 | KMnO_4 preoxidation coupled with PAC filter: (a) effect of PAC dosage; (b) effect of coagulation time.

Table 4 | Pilot scale experiment by KMnO_4 preoxidation

KMnO_4 dosage (mg L^{-1})	Dosing point	TON ^a	Turbidity (NTU)	pH	COD_{Mn} (mg L^{-1})	Total algae (10^4 cells L^{-1})	Chroma (times)	Mn (mg L^{-1})
0	Biological pretreatment tank ^b	40	0.32	7.19	3.8	28	5	0.103
0.5		29	0.28	7.21	3.1	14	5	0.082
0.8		24	0.26	7.18	2.8	8	5	0.051
1		22	0.25	7.22	2.5	6	5	0.011
1.2		22	0.26	7.17	2.4	4	5	0.045
1.5		22	0.27	7.19	2.3	4	5	0.079
0	Mixing pool	40	0.31	7.08	3.1	22	5	0.115
0.5		29	0.27	7.11	2.5	11	5	0.089
0.8		25	0.28	7.09	2.3	7	5	0.042
1		22	0.24	7.12	2.2	5	5	0.009
1.2		22	0.26	7.11	2.1	3	5	0.035
1.5		21	0.26	7.13	2	2	5	0.081

^aNo unit.^bOxidation time of 5 min.

while after filtration the turbidity remained unaffected by coagulation time (0.14–0.16 NTU).

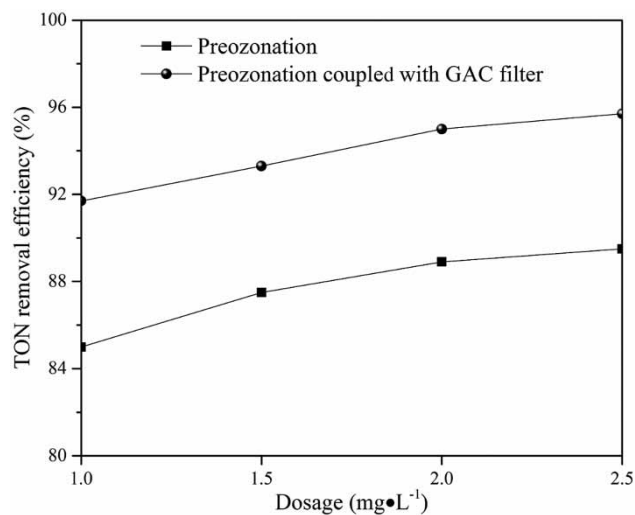
Pilot scale experiment

Pilot scale experiment results for KMnO_4 preoxidation with two kinds of dosing points (biological pretreatment tank and mixing pool) and various dosages (0–1.5 mg L^{-1}) are shown in Table 4. The results were in agreement with those of the bench scale tests. Preoxidation by KMnO_4 could achieve good odor removal efficiency at a dosage of 1 mg L^{-1} , as well as the removal of COD_{Mn} and algae. In addition, the effluent chroma and Mn also reached the required standards. However, there were some differences between preoxidation at different dosing points. With the same KMnO_4 dosage, a slightly higher COD_{Mn} removal efficiency could be obtained by dosing at the mixing pool than at the biological pretreatment tank.

This might be due to the complete mixing of preoxidants and water within the mixing pool, which contributed to complete contact and reaction. While in the biological pretreatment tank, the unevenness of KMnO_4 and water resulted in an incomplete oxidation reaction. Only parts of large molar organics were oxidized into smaller sized ones, thus increasing the concentration of effluent organic

compounds. The similar removal efficiencies of TON (80%) and algae (over 90%) were synchronous with the results of bench scale tests. The high removal rate of algae also contributed to the odor removal process, as odorants within algae cells and released by cell lysis were eliminated to a large degree in our study.

Figure 4 represents the odor removal by preozonation only and coupled with the GAC filter in the pilot scale study. Efficient odor removal rates (over 85%) could be

**Figure 4** | Pilot scale experiment by preozonation: contact time 8 min.

gained by varying O₃ dosage (1–2.5 mg/L). Consistent with the trend in the bench scale tests, removal efficiencies increased with O₃ dosage by both preozonation only (85–89.5%) and preozonation coupled with GAC filter (91.7–95.7%). It is apparent from Figure 4 that followed by a GAC filtration, the residual TON reduced further with a discrepancy of about 6% in removal rate. We could conclude that appropriate dosage of O₃ (e.g. 2 mg L⁻¹) coupled with the GAC filter could produce impressive odor removal performance.

CONCLUSIONS

Both bench and pilot scale experiments were carried out to examine the preoxidation by KMnO₄ and O₃ for odor removal. As for the water quality used in the present study, a dosage of 1.0 mg L⁻¹ and pH ranging from 7.5 to 8.0 were favorable for odor removal by KMnO₄. Though a coupled process with PAC enhanced the odor removal, the generated HMD might occupy some of the adsorption sites. Besides, the excess KMnO₄ led to poorer behavior of PAC. Therefore, lower KMnO₄ dosage was recommended. Both dosage and oxidizing time mattered most for the preoxidation by O₃ and higher removal efficiencies were achieved with higher dosages and longer contact time. In addition, contact time had less effect with an increase of dosage. The coupled process of O₃ and GAC could strength the function of both components as well as saving O₃.

ACKNOWLEDGEMENTS

This work was financially supported by the National Natural Science Foundation of China (NSFC) (No. 51378400), the National Science and Technology Pillar Program (2014BAL04B04).

REFERENCES

- Adcock, J. L., Barnett, N. W., Barrow, C. J. & Francis, P. S. 2014 Advances in the use of acidic potassium permanganate as a chemiluminescence reagent: a review. *Analytica Chimica Acta* **807**, 9–28.
- Antonopoulou, M., Evgenidou, E., Lambropoulou, D. & Konstantinou, I. 2014 A review on advanced oxidation processes for the removal of taste and odor compounds from aqueous media. *Water Research* **53**, 215–234.
- Bansal, R. C., Goyal, M., Bansal, R. C. & Goyal, M. 2005 *Activated Carbon Adsorption*. CRC Press, Boca Raton, FL.
- Bokare, A. D. & Choi, W. 2014 Review of iron-free Fenton-like systems for activating H₂O₂ in advanced oxidation processes. *Journal of Hazardous Materials* **275**, 121–135.
- Bruchet, A. & Duguet, J. P. 2004 Role of oxidants and disinfectants on the removal, masking and generation of tastes and odours. *Water Science & Technology* **49** (9), 297–306.
- Chen, J. J., Yeh, H. H. & Tseng, I. C. 2009 Effect of ozone and permanganate on algae coagulation removal: pilot and bench scale tests. *Chemosphere* **74** (6), 840–846.
- Cherry, A. K. 1962 Use of potassium permanganate in water treatment. *Journal of the American Water Works Association* **54** (4), 417–424.
- Cook, D., Newcombe, G. & Sztajn bok, P. 2001 The application of powdered activated carbon for MIB and geosmin removal: predicting PAC doses in four raw waters. *Water Research* **35** (5), 1325–1333.
- Fawzy, A., Ashour, S. S. & Musleh, M. A. 2014 Kinetics and mechanism of oxidation of l-histidine by permanganate ions in sulfuric acid medium. *International Journal of Chemical Kinetics* **46** (7), 370–381.
- Haolin, W., Guanfang, X., Xiaoxin, G., Qingyu, T., Wenjuan, W. & Ruibao, J. 2016 Removal effect of taste and odor for chemical preoxidation of Sunvim Water Plant in Gaomi. *Environmental Science & Technology* **S1**, 247–250.
- He, Q., Zhong, L., Wang, H., Zou, Z., Chen, D. & Yang, K. 2016 Odor removal by powdered activated carbon (PAC) in low turbidity drinking water. *Water Science & Technology: Water Supply* **16** (4), 1017–1023.
- Jung, S. W., Baek, K. H. & Yu, M. J. 2004 Treatment of taste and odor material by oxidation and adsorption. *Water Science & Technology* **49** (9), 289–295.
- Lalezary, S., Pirbazari, M. & McGuire, M. J. 1986 Oxidation of five earthy-musty taste and odor compounds. *Journal of the American Water Works Association* **78** (3), 62–69.
- Park, N., Lee, Y., Lee, S. & Cho, J. 2007 Removal of taste and odor model compound (2,4,6-trichloroanisole) by tight ultrafiltration membranes. *Desalination* **212** (1–3), 28–36.
- Persson, F., Heinicke, G., Hedberg, T., Hermansson, M. & Uhl, W. 2007 Removal of geosmin and MIB by biofiltration: an investigation discriminating between adsorption and biodegradation. *Environmental Technology* **28** (1), 95–104.
- Posselt, H. & Reidies, A. 1965 Odor abatement with potassium permanganate solutions. *Industrial & Engineering Chemistry Product Research and Development* **4** (1), 48–50.
- Qu, F., Du, X., Liu, B., He, J., Ren, N., Li, G. & Liang, H. 2015 Control of ultrafiltration membrane fouling caused by *Microcystis* cells with permanganate preoxidation: significance of in situ formed manganese dioxide. *Chemical Engineering Journal* **279**, 56–65.

- Sattler, M. L. & Rosenberk, R. S. 2006 Removal of carbonyl sulfide using activated carbon adsorption. *Journal of the Air & Waste Management Association* **56** (2), 219–224.
- Srinivasan, R. & Sorial, G. A. 2011 Treatment of taste and odor causing compounds 2-methyl isoborneol and geosmin in drinking water: a critical review. *Journal of Environmental Science (China)* **23** (1), 1–13.
- Standard Methods for the Examination of Water and Wastewater* 2005 American Public Health Association/American Water Works Association/Water Environment Federation, Washington, DC, USA.
- Sukenik, A., Teltch, B., Wachs, A., Shelef, G., Nir, I. & Levanon, D. 1987 Effect of oxidants on microalgal flocculation. *Water Research* **21** (5), 533–539.
- Tobien, T., Cooper, W. J., Nickelsen, M. G., Pernas, E., O'Shea, K. E. & Asmus, K.-D. 2000 Odor control in wastewater treatment: the removal of thioanisole from water – a model case study by pulse radiolysis and electron beam treatment. *Environmental Science & Technology* **34** (7), 1286–1291.
- Watanabe, T., Zaini, M. A. A., Amano, Y. & Machida, M. 2014 Removal of 2-methylisoborneol from aqueous solution by cattle manure compost (CMC) derived activated carbons. *Journal of Water Supply Research and Technology-AQUA* **63** (4), 239.
- Zhang, Y., Zhao, X., Zhang, X. & Peng, S. 2015 A review of different drinking water treatments for natural organic matter removal. *Water Science & Technology: Water Supply* **15** (3), 442.

First received 25 August 2016; accepted in revised form 15 January 2017. Available online 2 March 2017