



IMA Commission on New Minerals, Nomenclature and Classification (CNMNC)

NEWSLETTER 38

New minerals and nomenclature modifications approved in 2017

U. HÄLENIUS¹ (CHAIRMAN CNMNC), F. HATERT² (VICE-CHAIRMAN CNMNC), M. PASERO³ (VICE-CHAIRMAN CNMNC) AND S. J. MILLS⁴ (SECRETARY CNMNC)

¹ Department of Mineralogy, Naturhistoriska Riksmuseet, Box 50007, SE-104 05 Stockholm, Sweden – ulf.halenius@nrm.se

² Laboratoire de Minéralogie, Université de Liège, B-4000 Liège, Belgium – fhatert@ulg.ac.be

³ Dipartimento di Scienze della Terra, Università di Pisa, Via Santa Maria 53, I-56126 Pisa, Italy – marco.pasero@unipi.it

⁴ Geosciences, Museum Victoria, PO Box 666, Melbourne, Victoria 3001, Australia – smills@museum.vic.gov.au

THE information given here is provided by the IMA Commission on New Minerals, Nomenclature and Classification for comparative purposes and as a service to mineralogists working on new species.

Each mineral is described in the following format:

Mineral name, if the authors agree on its release prior to the full description appearing in press

Chemical formula

Type locality

Full authorship of proposal

E-mail address of corresponding author

Relationship to other minerals

Crystal system, Space group; Structure determined, yes or no

Unit-cell parameters

Strongest lines in the powder X-ray diffraction pattern

Type specimen repository and specimen number

Citation details for the mineral prior to publication of full description

Citation details concern the fact that this information will be published in the *Mineralogical Magazine* on a routine basis, as well as being added month by month to the Commission's web site.

It is still a requirement for the authors to publish a full description of the new mineral.

NO OTHER INFORMATION WILL BE RELEASED BY THE COMMISSION

<https://doi.org/10.1180/minmag.2017.081.062>

NEW MINERAL PROPOSALS APPROVED IN
JUNE 2017

IMA No. 2017-018

Shenzhuangite

NiFeS₂

Suizhou meteorite, fell in Dayanpo, 12.5 km SE of Suizhou, Hubei, China

Luca Bindi* and Xiande Xie

*E-mail: luca.bindi@unifi.it

Chalcopyrite group

Tetragonal: $I\bar{4}2d$; structure determined $a = 5.3121(4)$, $c = 10.4772(7)$ Å

3.05(100), 2.652(5), 1.875(20), 1.591(25),

1.330(5), 1.215(10), 1.080(10)

Type material is deposited in the mineralogical collections of the Museo di Storia Naturale, Università di Firenze, Via La Pira 4, I-50121, Firenze, Italy, catalogue number 3238/1

How to cite: Bindi, L. and Xie, X. (2017) Shenzhuangite, IMA 2017-018. CNMNC Newsletter No. 38, August 2017, page 1034; *Mineralogical Magazine*, **81**, 1033–1038.

IMA No. 2017-019

Vanadiopargasite

NaCa₂(Mg₄V)[Si₆Al₂]O₂₂(OH)₂

Pereval marble quarry, near Sludyanka town, Irkutsk region, Southern Lake Baikal, Siberia, Russia (51°37'N, 103°38'E)

Leonid Z. Reznitsky*, Evgeny V. Sklyarov, Georgia Cametti, Thomas Armbruster, Zinaida F. Ushchapovskaya, Ludmila F. Suvorova and Igor G. Barash

*E-mail: garry@crust.irk.ru

Amphibole supergroup

Monoclinic: $C2/m$; structure determined $a = 9.914(3)$, $b = 18.003(2)$, $c = 5.300(2)$ Å, $\beta = 105.69(3)^\circ$

8.98(15), 8.43(40), 3.27(30), 3.14(100), 2.82

(35), 2.70(18), 2.34(15), 1.445(25)

Type material is deposited in the collections of the Fersman Mineralogical Museum, Russian Academy of Sciences, Moscow, Russia, catalogue numbers 5035/1, 5035/2 and 5035/3

How to cite: Reznitsky, L.Z., Sklyarov, E.V., Cametti, G., Armbruster, T., Ushchapovskaya, Z.F., Suvorova, L.F. and Barash, I.G. (2017) Vanadiopargasite, IMA 2017-019. CNMNC Newsletter No. 38, August 2017, page 1034; *Mineralogical Magazine*, **81**, 1033–1038.

IMA No. 2017-020

Alumoedtolite

K₂NaCu₅AlO₂(AsO₄)₄

Arsenatnaya fumarole, Second scoria cone of the Northern Breakthrough of the Great Tolbachik Fissure Eruption, Tolbachik volcano, Kamchatka Peninsula, Far-Eastern Region, Russia (55°41'N, 160°14'E, 1200 m asl) Igor V. Pekov*, Natalia V. Zubkova, Atali A. Agakhanov, Evgeny G. Sidorov, Dmitry A. Ksenofontov, Sergey N. Britvin and Dmitry Y. Pushcharovsky

*E-mail: igorpekov@mail.ru

The Al analogue of edtolite

Triclinic: $P\bar{1}$; structure determined $a = 5.090(1)$, $b = 9.078(1)$, $c = 9.6658(2)$ Å, $\alpha = 110.33(2)$, $\beta = 102.46(2)$, $\gamma = 92.79(1)^\circ$

8.78(100), 7.62(67), 3.418(100), 3.147(52),

2.843(51), 2.558(58), 2.544(65), 2.528(52)

Type material is deposited in the collections of the Fersman Mineralogical Museum, Russian Academy of Sciences, Moscow, Russia, catalogue number 5032/1

How to cite: Pekov, I.V., Zubkova, N.V., Agakhanov, A.A., Sidorov, E.G., Ksenofontov, D.A., Britvin, S.N. and Pushcharovsky, D.Y. (2017) Alumoedtolite, IMA 2017-020. CNMNC Newsletter No. 38, August 2017, page 1034; *Mineralogical Magazine*, **81**, 1033–1038.

IMA No. 2017-021

Kamenevite

K₂TiSi₃O₆·H₂O

Oleniy Ruchey underground mine, Mt. Suoluaiv, Khibiny, Kola Peninsula, Russia

Igor V. Pekov*, Natalia V. Zubkova, Vasilii O. Yapaskurt, Dmitry I. Belakovskiy, Inna S. Lykova, Sergey N. Britvin, Anna G. Turchkova and Dmitry Y. Pushcharovsky

*E-mail: igorpekov@mail.ru

The Ti analogue of umbite

Orthorhombic: $P2_12_12_1$; structure determined $a = 9.9166(4)$, $b = 12.9561(5)$, $c = 7.1374(3)$ Å

7.92(70), 6.51(47), 5.823(95), 3.213(38),

2.988(84), 2.954(100), 2.906(68), 2.834(69)

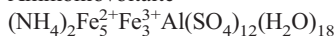
Type material is deposited in the collections of the Fersman Mineralogical Museum, Russian Academy of Sciences, Moscow, Russia, catalogue number 5027/1

How to cite: Pekov, I.V., Zubkova, N.V., Yapaskurt, V.O., Belakovskiy, D.I., Lykova, I.S.,

Britvin, S.N., Turchkova, A.G. and Pushcharovsky, D.Y. (2017) Kamenevite, IMA 2017-021. CNMNC Newsletter No. 38, August 2017, page 1034; *Mineralogical Magazine*, **81**, 1033–1038.

IMA No. 2017-022

Ammoniovoltaite



Severo-Kambalny geothermal field, Kambalny volcanic ridge, Kamchatka Peninsula, Russia (51.42854°N, 156.87341°E)

Elena S. Zhitova*, Oleg I. Siidra, Vladimir V. Shilovskikh, Dmitry I. Belakovsky, Anton A. Nuzhdaev and Rezeda M. Ismagilova

*E-mail: zhitova_es@mail.ru

Voltaite group

Cubic: $Fd\bar{3}c$; structure determined

$$a = 27.250(1) \text{ \AA}$$

9.67(74), 7.90(56), 5.58(84), 3.560(100), 3.418(100), 3.057(28), 2.866(37), 2.091(33)

Type material is deposited in the collections of the Fersman Mineralogical Museum, Russian Academy of Sciences, Leninsky prospect 18 korp 2, Moscow 119071, Russia, catalogue number 5030/1

How to cite: Zhitova, E.S., Siidra, O.I., Shilovskikh, V.V., Belakovsky, D.I., Nuzhdaev, A.A. and Ismagilova, R.M. (2017) Ammoniovoltaite, IMA 2017-022. CNMNC Newsletter No. 38, August 2017, page 1035; *Mineralogical Magazine*, **81**, 1033–1038.

IMA No. 2017-024

Somersetite



Torr Works (Merehead) Quarry, East Cranmore, Somerset, England, U.K.

Oleg I. Siidra*, Diana O. Nekrasova, Rick Turner, Anatoly N. Zaitsev, Nikita V. Chukanov, John Spratt, Yury S. Polekhovskiy and Mike Rumsey

*E-mail: o.siidra@spbu.ru

New structure type

Trigonal: $P31c$; structure determined

$$a = 5.2427(7), c = 40.624(6) \text{ \AA}$$

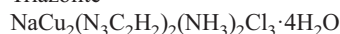
4.308(33), 4.148(25), 3.581(40), 3.390(100), 3.206(55), 2.625(78), 2.544(94), 2.119(27)

Type material is deposited in the collections of the Department of Mineralogy, Saint-Petersburg State University, Saint-Petersburg, Russia, catalogue number 1/19661

How to cite: Siidra, O.I., Nekrasova, D.O., Turner, R., Zaitsev, A.N., Chukanov, N.V., Spratt, J., Polekhovskiy, J.S. and Rumsey, M. (2017) Somersetite, IMA 2017-024. CNMNC Newsletter No. 38, August 2017, page 1035; *Mineralogical Magazine*, **81**, 1033–1038.

IMA No. 2017-025

Triazolite



Pabellón de Pica Mountain, 1.5 km south of Chanabaya village, Iquique Province, Tarapacá Region, Chile (20°54'32"S, 70°8'17"W)

Nikita V. Chukanov*, Natalia V. Zubkova, Gerhard Möhn, Igor V. Pekov, Dmitriy I. Belakovskiy, Konstantin V. Van, Sergey N. Britvin and Dmitry Y. Pushcharovsky

*E-mail: nikchukanov@yandex.ru

Chemically and structurally related to chanabayaite

Orthorhombic: $P2_12_12_1$; structure determined

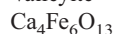
$a = 19.3575(5)$, $b = 7.1572(2)$, $c = 12.5020(4) \text{ \AA}$
10.22(97), 6.135(40), 5.696(17), 5.182(59), 5.119(100), 4.854(19), 3.294(18), 2.202(18)

Type material is deposited in the collections of the Fersman Mineralogical Museum, Russian Academy of Sciences, Moscow, Russia, registration number 5037/1

How to cite: Chukanov, N.V., Zubkova, N.V., Möhn, G., Pekov, I.V., Belakovskiy, D.I., Van, K.I., Britvin, S.N. and Pushcharovsky, D.Y. (2017) Triazolite, IMA 2017-025. CNMNC Newsletter No. 38, August 2017, page 1035; *Mineralogical Magazine*, **81**, 1033–1038.

IMA No. 2017-026

Valleyite



Menan Volcanic Complex, near Rexburg, Madison Co., Idaho, USA

Huifang Xu*, Seungyeol Lee, Hongwu Xu, Ryan Jacobs, and Dane Morgan

*E-mail: hfxu@geology.wisc.edu

Structurally related to sodalite

Cubic: $I\bar{4}3m$; structure determined

$$a = 8.8852(7) \text{ \AA}$$

6.287(57), 4.439(6), 3.628(100), 3.139(9), 2.801(39), 2.564(29), 2.375(12), 2.098(7)

Type material is deposited in the mineralogical collections of the Geology Museum of the Department of Geoscience, University of

Wisconsin, 1215 West Dayton St., Madison, WI 53706, USA, catalogue number UWGM 4062 and UWGM 4063

How to cite: Xu, H., Lee, S., Xu, H., Jacobs, R. and Morgan, D. (2017) Valleyite, IMA 2017-026. CNMNC Newsletter No. 38, August 2017, page 1035; *Mineralogical Magazine*, **81**, 1033–1038.

IMA No. 2017-028

Manganiakasakaite-(La)

$\text{CaLaMn}^{3+}\text{AlMn}^{2+}(\text{Si}_2\text{O}_7)(\text{SiO}_4)\text{O}(\text{OH})$

Monte Maniglia mine, Bellino, Varaita Valley, Cuneo Province, Piedmont, Italy (44°33'42.5" N, 6°54'59.2"E)

Cristian Biagioni*, Marco E. Ciriotti, Roberto Bracco, Marco Pasero and Federica Zaccarini
*E-mail: cristian.biagioni@unipi.it

Epidote supergroup

Monoclinic: $P2_1/m$; structure determined

$a = 8.906(1)$, $b = 5.7294(6)$, $c = 10.113(1)$ Å,
 $\beta = 113.713(5)^\circ$

3.516(m), 2.899(s), 2.711(ms), 2.621(m),
2.179(mw), 2.109(m), 1.665(m), 1.438(m)

Type material is deposited in the mineralogical collections of the Museo di Storia Naturale, Università di Pisa, Via Roma 79, Calci (PI), Italy, catalogue number 19907

How to cite: Biagioni, C., Ciriotti, M.E., Bracco, R., Pasero, M. and Zaccarini, F. (2017) Manganiakasakaite-(La), IMA 2017-028. CNMNC Newsletter No. 38, August 2017, page 1036; *Mineralogical Magazine*, **81**, 1033–1038.

IMA No. 2017-029

Ice-VII

H_2O

As inclusion in a diamond from Orapa, Botswana
Oliver Tschauner*, Eran Greenberg, Vitali Prakapenka, Chi Ma and Kim Tait

*E-mail: olivert@physics.unlv.edu

A polymorph of ice

Cubic: $Pn\bar{3}m$; structure determined

$a = 3.1633(3)$ Å

2.237(100), 1.582(11), 1.291(23), 1.118(7),
1.000(7), 0.913(2), 0.845(8), 0.791(1)

Type material is deposited in the mineralogical collections of the Royal Ontario Museum, Toronto, Ontario, Canada, accession number M57666

How to cite: Tschauner, O., Greenberg, E., Prakapenka, V., Ma, C. and Tait, K. (2017) Ice-VII, IMA 2017-029. CNMNC Newsletter No. 38, August 2017, page 1036; *Mineralogical Magazine*, **81**, 1033–1038.

IMA No. 2017-031

Kroupaite

$\text{KPb}_{0.5}[(\text{UO}_2)_8\text{O}_4(\text{OH})_{10}] \cdot 10\text{H}_2\text{O}$

Svornost mine, Jáchymov ore district, Western Bohemia, Czech Republic (50°22'21"N, 12°54'41"E)

Jakub Plášil*, Anthony R. Kampf, Travis A. Olds, Jiří Sejkora, Radek Škoda, Peter C. Burns and Jiří Čejka

*E-mail: plasil@fzu.cz

Structurally related to leesite and metaschoepite
Orthorhombic: $Pbca$; structure determined

$a = 14.8201(8)$, $b = 14.0958(8)$, $c = 16.765(1)$ Å
7.407(100), 3.602(59), 3.224(78), 2.572(16),
2.035(21), 1.978(11), 1.798(10), 1.747(7)

Type material is deposited in the mineralogical collections of the National Museum in Prague, Czech Republic, catalogue number no. P1P 16/2017, and the Natural History Museum of Los Angeles County, Los Angeles, CA, USA, catalogue number 66572

How to cite: Plášil, J., Kampf, A.R., Olds, T.A., Sejkora, J., Škoda, R., Burns, P.C. and Čejka, J. (2017) Kroupaite, IMA 2017-031. CNMNC Newsletter No. 38, August 2017, page 1036; *Mineralogical Magazine*, **81**, 1033–1038.

NEW MINERAL PROPOSALS APPROVED IN JULY 2017

IMA No. 2017-033

Horákite

$(\text{Bi}_7\text{O}_7\text{OH})$

$[(\text{UO}_2)_4(\text{PO}_4)_2(\text{AsO}_4)_2(\text{OH})_2] \cdot 3.5\text{H}_2\text{O}$

Rovnost mine, Jáchymov ore district, Western Bohemia, Czech Republic (50°22'17"N, 12°53'37"E)

Jakub Plášil*, Anthony R. Kampf, Jiří Sejkora, Jiří Čejka, Radek Škoda and Jaromír Tvrđý

*E-mail: plasil@fzu.cz

New structure type

Monoclinic: $C2/c$; structure determined

$a = 21.374(2)$, $b = 15.451(3)$, $c = 12.168(2)$ Å,
 $\beta = 122.26(1)^\circ$

11.77(100), 6.21(23), 5.55(23), 4.185(27), 3.543(61), 3.287(20), 3.144(58), 3.017(98)

Type material is deposited in the mineralogical collections of the National Museum in Prague, Czech Republic, catalogue number no. PIP 17/2017, and the Natural History Museum of Los Angeles County, Los Angeles, CA, USA, catalogue number 66575

How to cite: Plášil, J., Kampf, A.R., Sejkora, J., Škoda, R. and Tvrđý, J. (2017) Horákite, IMA 2017-033. CNMNC Newsletter No. 38, August 2017, page 1036; *Mineralogical Magazine*, **81**, 1033–1038.

IMA No. 2017-034

Zincovelesite-6N6S

$Zn_3(Fe^{3+}, Mn^{3+}, Al, Ti)_8O_{15}(OH)$

4.5 km NW of the village of Nežilovo, 25 km WSW of the city of Veles, Macedonia (41° 41'N, 21°25'E)

Nikita V. Chukanov*, Maria G. Krzhizhanovskaya, Simeon Jančev, Igor V. Pekov, Dmitriy A. Varlamov, Jörg Göttlicher, Vyacheslav S. Rusakov, Yury S. Polekhovskiy and Vera N. Ermolaeva

*E-mail: nikhchukanov@yandex.ru

Högbomite supergroup

Trigonal: $P\bar{3}m1$

$a = 5.902(2)$, $c = 55.86(1)$ Å

2.952(62), 2.881(61), 2.515(100), 2.493(88), 2.451(39), 1.690(19), 1.475(29), 1.441(20)

Type material is deposited in the collections of the Fersman Mineralogical Museum, Russian Academy of Sciences, Moscow, Russia, registration number 4787/1, and the National Institution Macedonian Museum of Natural History, Skopje, Macedonia, registration number PNMG 790

How to cite: Chukanov, N.V., Krzhizhanovskaya, M.G., Jančev, S., Pekov, I.V., Varlamov, D.A., Göttlicher, J., Rusakov, V.S., Polekhovskiy, Y.S. and Ermolaeva, V.N. (2017) Zincovelesite-6N6S, IMA 2017-034. CNMNC Newsletter No. 38, August 2017, page 1037; *Mineralogical Magazine*, **81**, 1033–1038.

IMA No. 2017-035

Feynmanite

$Na(UO_2)(SO_4)(OH) \cdot 3.5H_2O$

Blue Lizard mine, Red Canyon, White Canyon District, San Juan Co., Utah, USA (37°33'26"

N, 110°17'44"W); Markey mine, Red Canyon, White Canyon District, San Juan Co., Utah, USA (37°32'57"N, 110°18'08"W)

Anthony R. Kampf*, Travis A. Olds, Jakub Plášil, Joe Marty and Samuel N. Perry

*E-mail: akampf@nhm.org

Chemically and structurally related to plášilite
Monoclinic: $P2_1/n$; structure determined
 $a = 6.927(3)$, $b = 8.355(4)$, $c = 16.210(7)$ Å,
 $\beta = 90.543(4)^\circ$

8.37(100), 6.37(33), 5.07(27), 4.053(46), 3.649(25), 3.578(28), 3.467(25), 3.213(25)

Cotype material is deposited in the mineralogical collections of the Natural History Museum of Los Angeles County, 900 Exposition Boulevard, Los Angeles, CA 90007, USA, catalogue numbers 66590 and 66591 (Blue Lizard mine), and 66592 and 66593 (Markey mine)

How to cite: Kampf, A.R., Olds, T.A., Plášil, J., Marty, J. and Perry, S.N. (2017) Feynmanite, IMA 2017-035. CNMNC Newsletter No. 38, August 2017, page 1037; *Mineralogical Magazine*, **81**, 1033–1038.

IMA No. 2017-036

Chenmingite

$FeCr_2O_4$

Tissint meteorite, fell at Tata, Morocco (29° 28.917'N, 7°36.674'E)

Chi Ma* and Oliver Tschauner

*E-mail: chi@gps.caltech.edu

A dimorph of chromite

Orthorhombic: $Pnma$; structure determined

$a = 9.715(6)$, $b = 2.87(1)$, $c = 9.49(7)$ Å

2.672(100), 2.637(37), 2.387(49), 2.366(20), 2.071(28), 1.585(23), 1.262(21), 1.431(18)

Type material is deposited in the meteorite collections of the Frank H. McClung Museum, University of Tennessee, Knoxville, Tennessee 37996, USA, Tissint section UT2

How to cite: Ma, C. and Tschauner, O. (2017) Chenmingite, IMA 2017-036. CNMNC Newsletter No. 38, August 2017, page 1037; *Mineralogical Magazine*, **81**, 1033–1038.

IMA No. 2017-037

Ferriperbøeite-(Ce)

$(CaCe_3)(Fe^{3+}Al_2Fe^{2+})(Si_2O_7)(SiO_4)_3O(OH)_2$

Bastnäs mines, Skinnskatteberg, Västmanland, Sweden (59°50'47"N, 15°35'15"E)

Luca Bindi*, Dan Holtstam, Giulia Fantappiè,
Ulf B. Andersson and Paola Bonazzi

*E-mail: luca.bindi@unifi.it

Epidote-törnebohmitite polysomatic series
Monoclinic: $P2_1/m$; structure determined
 $a = 8.9320(4)$, $b = 5.7280(3)$, $c = 17.5549(9)$ Å,
 $\beta = 116.030(4)^\circ$

4.63(25), 3.498(40), 3.278(15), 2.994(60),
2.868(100), 2.442(20), 2.098(25), 1.949(20)

Type material is deposited in the mineralogical
collections of the Department of Geosciences,
Swedish Museum of Natural History, Box
50007, SE-10405 Stockholm, Sweden, collec-
tion number no. 52 : 414 = 18520414

How to cite: Bindi, L., Holtstam, D., Fantappiè,
G., Andersson, U.B. and Bonazzi, P. (2017)
Ferriperbøeite-(Ce), IMA 2017-037. CNMNC
Newsletter No. 38, August 2017, page 1037;
Mineralogical Magazine, **81**, 1033–1038.

IMA No. 2017-038

Martinandresite

$Ba_2(Al_4Si_{12}O_{32}) \cdot 10H_2O$

Wasenalp, near the Isenwegg peak, Ganter
valley, Simplon region, Switzerland ($46^\circ 16' 6''$
N, $8^\circ 5' 9''$ E)

Nikita V. Chukanov*, Natalia V. Zubkova,
Nicolas Meisser, Stefan Ansermet, Stefan
Weiss, Igor V. Pekov, Dmitriy I. Belakovskiy,
Svetlana A. Vozchikova, Sergey N. Britvin and
Dmitry Y. Pushcharovsky

*E-mail: nikchukanov@yandex.ru

Chemically related to harmotome

Orthorhombic: $Pmmn$; structure determined
 $a = 9.4640(5)$, $b = 14.2288(6)$, $c = 6.9940(4)$ Å
6.98(74), 6.26(83), 5.61(100), 3.933(60),
3.191(50), 3.170(62), 3.005(79), 2.816(49)

Type material is deposited in the mineralogical
collections of the Geological Museum of
Lausanne, Switzerland, catalogue number is
MGL 093284

How to cite: Chukanov, N.V., Zubkova, N.V.,
Meisser, N., Ansermet, S., Weiss, S., Pekov,
I.V., Belakovskiy, D.I., Vozchikova, S.A.,
Britvin, S.N. and Pushcharovsky, D.Y. (2017)
Martinandresite, IMA 2017-038. CNMNC
Newsletter No. 38, August 2017, page 1038;
Mineralogical Magazine, **81**, 1033–1038.

IMA No. 2017-015a

Axelite

$Na_{14}Cu_7(AsO_4)_8F_2Cl_2$

Arsenatnaya fumarole, Second scoria cone of
the Northern Breakthrough of the Great
Tolbachik Fissure Eruption, Tolbachik volcano,
Kamchatka Peninsula, Far-Eastern Region,
Russia ($55^\circ 41' N$, $160^\circ 14' E$, 1200 m asl)

Igor V. Pekov*, Natalia V. Zubkova, Atali
A. Agakhanov, Vasilij O. Yapaskurt, Dmitry
I. Belakovskiy, Sergey N. Britvin, Evgeny
G. Sidorov and Dmitry Y. Pushcharovsky

*E-mail: igorpekov@mail.ru

New structure type

Tetragonal: $P4bm$; structure determined

$a = 14.5957(2)$, $c = 8.3433(2)$ Å
8.32(44), 5.156(47), 4.168(21), 3.246(34),
3.180(61), 2.747(100), 2.709(36), 2.580(29)

Type material is deposited in the collections of
the Fersman Mineralogical Museum, Russian
Academy of Sciences, Moscow, Russia, regis-
tration number 5031/1

How to cite: Pekov, I.V., Zubkova, N.V.,
Agakhanov, A.A., Yapaskurt, V.O.,
Belakovskiy, D.I., Britvin, S.N., Sidorov, E.G.
and Pushcharovsky, D.Y. (2017) Axelite, IMA
2017-015a. CNMNC Newsletter No. 38,
August 2017, page 1038; *Mineralogical
Magazine*, **81**, 1033–1038.

REVISED CHEMICAL FORMULA

After the approval of the new mineral keyrite
(IMA No. 2016-090; see CNMNC Newsletter
35), the authors of the proposal communicated
results of subsequent analytical work on this
mineral, which shows higher contents of CO_2
and lower concentrations of H_2O . The new data
were examined carefully by the CNMNC
officers and were found reliable. The new
revised simplified formula $Ca_9(UO_2)_4(CO_3)_{13} \cdot$
 $28H_2O$ has been approved executively.

ERRATUM

IMA No. 2017-010 Levantite

In CNMNC Newsletter 37, the type locality was
given incorrectly. The correct type locality is:
Har Parsa (Mt. Parsa), Hatrurim Basin, Negev
Desert, near Arad, Israel ($31^\circ 12' 29'' N$, $35^\circ 16'$
 $45.6'' E$).