

## How to Represent Part-Whole Hierarchies in a Neural Network

**Geoffrey Hinton**

*hinton@cs.toronto.edu*

*Google Research; and Vector Institute, Toronto, Ontario M5G 1M1, Canada;  
and Department of Computer Science, University of Toronto,  
Toronto, ON M5S 2E4, Canada*

**This article does not describe a working system. Instead, it presents a single idea about representation that allows advances made by several different groups to be combined into an imaginary system called GLOM.<sup>1</sup> The advances include transformers, neural fields, contrastive representation learning, distillation, and capsules. GLOM answers the question: How can a neural network with a fixed architecture parse an image into a part-whole hierarchy that has a different structure for each image? The idea is simply to use islands of identical vectors to represent the nodes in the parse tree. If GLOM can be made to work, it should significantly improve the interpretability of the representations produced by transformer-like systems when applied to vision or language.**

### 1 Overview of the Idea ---

There is strong psychological evidence that people parse visual scenes into part-whole hierarchies and model the viewpoint-invariant spatial relationship between a part and a whole as the coordinate transformation between intrinsic coordinate frames that they assign to the part and the whole (Hinton, 1979). If we want to make neural networks that understand images in the same way as people do, we need to figure out how neural networks can represent part-whole hierarchies. This is difficult because a real neural network cannot dynamically allocate a group of neurons to represent a node in a parse tree.<sup>2</sup> The inability of neural nets to dynamically allocate neurons was the motivation for a series of models that used “capsules” (Sabour, Frosst, & Hinton, 2017; Hinton, Sabour, & Frosst, 2018; Kosiorek, Sabour, Teh, & Hinton, 2019). These models made the assumption that a group of neurons called a capsule would be permanently dedicated to

---

<sup>1</sup> GLOM is derived from the slang “glom together,” which may derive from the word *agglomerate*.

<sup>2</sup> What neurons do is determined by their incoming and outgoing weights, and real neurons cannot completely change these weights rapidly.

a part of a particular type occurring in a particular region of the image. A parse tree could then be created by activating a small subset of these preexisting, type-specific capsules and the appropriate connections between them. This article describes a very different way of using capsules to represent the part-whole hierarchy in a neural net.

Although this article is primarily concerned with the perception of a single static image, GLOM is most easily understood as a pipeline for processing a sequence of frames, so a static image will be treated as a sequence of identical frames.

The GLOM architecture<sup>3</sup> is composed of a large number of columns<sup>4</sup> that all use exactly the same weights. Each column is a stack of spatially local autoencoders. Each autoencoder in the stack learns a different level of representation for what is happening in the same small image patch by transforming the embedding at one level into the embedding at an adjacent level using a multilayer bottom-up encoder and a multilayer top-down decoder. These levels correspond to the levels in a part-whole hierarchy. When shown an image of a face, for example, a single column might converge on embedding vectors<sup>5</sup> representing a nostril, a nose, a face, and a person. Figure 1 shows how the embeddings at different levels interact in a single column.

Figure 1 does not show the interactions between embeddings at the same level in different columns. These are much simpler than the interactions within a column because they do not need to implement part-whole coordinate transforms. They are like the attention-weighted interactions between columns representing different word fragments in a multiheaded transformer (Devlin, Chang, Lee, & Toutanova, 2018), but they are simpler because the query, key and value vectors are all identical to the embedding vector. The role of the intercolumn interactions is to produce islands of identical embeddings at a level by making each embedding vector at that level regress toward other similar vectors at nearby locations.<sup>6</sup> This creates multiple local “echo chambers” in which embeddings at a level attend mainly to other like-minded embeddings. It may seem wasteful to replicate the same embedding vector across many locations, but it facilitates iterative segmentation as the network settles.

<sup>3</sup>The GLOM architecture has some similarity to models that use the errors in top-down predictions as their bottom-up signals (Rao & Ballard, 1999), but in a nonlinear system, the bottom-up signals cannot just carry the prediction error because the full activity vector is required to select the right operating regime for the nonlinear units.

<sup>4</sup>Each level in a column bears some resemblance to a hypercolumn as described by neuroscientists.

<sup>5</sup>An embedding vector is the activity vector of a “universal” capsule that is capable of representing many different types of entity.

<sup>6</sup>In cortex, this type of intercolumn interaction would be implemented by long-range, excitatory lateral connections and the shorter-range inhibitory connections would implement the competition between alternative embeddings within a capsule.

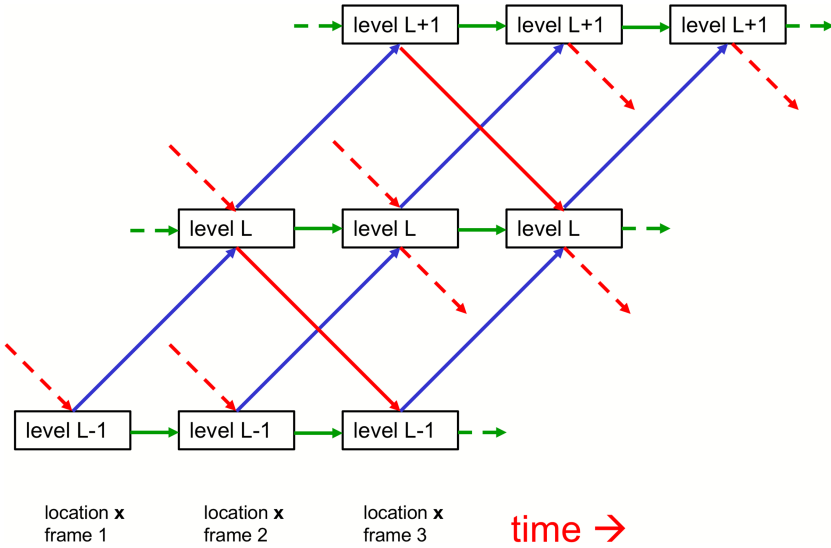


Figure 1: Showing the bottom-up, top-down, and same-level interactions among three adjacent levels of the proposed GLOM architecture for a single column. The blue and red arrows representing bottom-up and top-down interactions are implemented by two different neural networks that have several hidden layers. These networks can differ between pairs of levels, but they are shared across columns and across time steps. The top-down net should probably use sinusoidal units (Sitzmann, Martel, Bergman, Lindell, & Wetzstein, 2020). For a static image, the green arrows could simply be scaled residual connections that implement temporal smoothing of the embedding at each level. For video, the green connections could be neural networks that learn temporal dynamics based on several previous states of the capsule. Interactions between the embedding vectors at the same level in different columns are implemented by a nonadaptive, attention-weighted, local smoother, which is not shown.

At each discrete time and in each column separately, the embedding at a level is updated to be the weighted average of four contributions:

1. The prediction produced by the bottom-up neural net acting on the embedding at the level below at the previous time
2. The prediction produced by the top-down neural net acting on the embedding at the level above at the previous time
3. The embedding vector at the previous time step
4. The attention-weighted average of the embeddings at the same level in nearby columns at the previous time

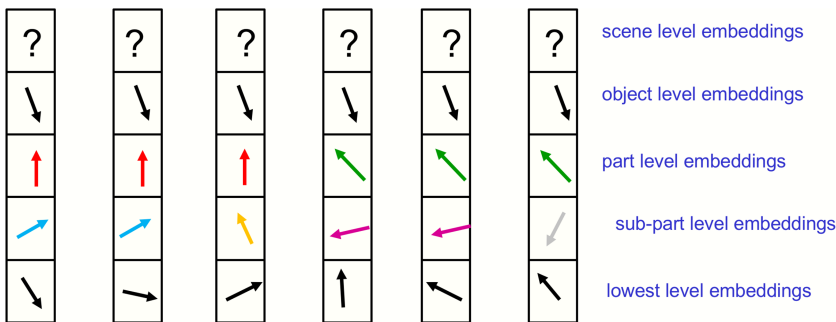


Figure 2: A picture of the embeddings at a particular time in six nearby columns. All of the locations shown belong to the same object, and the scene level has not yet settled on a shared vector. The complete embedding vector for each location is shown by dividing the vector into a separate section for each level in the part-whole hierarchy and then showing the high-dimensional embedding vector for a level as a 2D vector. This makes it easy to illustrate alignment of the embedding vectors of different locations. The islands of identical vectors at the various levels shown in the figure represent a parse tree. But islands of identity are considerably more powerful than phrase structure grammars. They have no difficulty representing disconnected objects as in, “Will this slow phrase structure grammarians down?”

For a static image, the embeddings at a level should settle down over time to produce distinct islands of nearly identical vectors.<sup>7</sup> These islands should be larger at higher levels as shown in Figure 2. Using the islands of similarity to represent the parse of an image avoids the need to allocate groups of neurons to represent nodes of the parse tree on the fly or to set aside groups of neurons for all possible nodes in advance. Instead of allocating neural hardware to represent a node in a parse tree and giving the node pointers to its ancestor and descendants, GLOM allocates an appropriate activity vector to represent the node and uses the same activity vector for all the locations belonging to the node.<sup>8</sup> The ability to access the ancestor and descendants of the node is implemented by the bottom-up and top-down neural nets rather than by using RAM to do table look-up.

Like BERT (Devlin et al., 2018), the whole system can be trained end-to-end to reconstruct images at the final time step from input images with

<sup>7</sup> If an object is moving relative to the point of fixation, the capsules at the edge of the object will need to radically change their embeddings. Capsules representing locations that stay within the same object will only need to change their object-level embedding vectors slightly to represent the change in the pose of the object relative to the camera.

<sup>8</sup> The idea of using similarity of vectors to do segmentation has been used in earlier work on directional unit Boltzmann machines (Zemel, Williams, & Mozer, 1995).

missing regions, but the objective function also includes two regularizers that encourage islands of near-identical vectors at each level. The regularizers are simply the agreement between the new embedding at a level and the bottom-up and top-down predictions. Increasing this agreement facilitates the formation of local islands.

## 2 Introduction

---

This article proposes the idea of using islands of similar vectors to represent the parse tree of an image and then explores some of the many ramifications of this idea by describing an imaginary system called GLOM that implements it. It concludes with some speculations about how the brain might implement some aspects of GLOM. But first some disclaimers:

**Disclaimer 1:** Human vision is a sampling process in which intelligently chosen fixation points are used to acquire the information required to perform a task using retinas that have much higher resolution around the fixation point. The same neural circuitry is reused for each new fixation. For the purposes of this article, I assume a single retina or camera with uniform resolution and consider what happens only on the first fixation.

**Disclaimer 2:** To avoid cumbersome terms like “sub-sub-parts,” I often talk about parts and wholes as if there were only two levels in the part-whole hierarchy. But a section of the complete embedding vector that is called a whole when considering levels  $L-1$  and  $L$  is also called a part when considering levels  $L$  and  $L+1$ .

In a computer that has general-purpose, random-access memory, the obvious way to represent the part-whole hierarchy for a specific image is to create a graph structure for that particular image by dynamically allocating pieces of the memory to the nodes in the graph and giving each node pointers to the nodes it is connected to. Combining this type of dynamically created graph with neural network learning techniques has recently shown great promise (Bear et al., 2020), but if the whole computer is a neural network, it is far less obvious how to represent part-whole hierarchies that are different for every image if we want the structure of the neural net to be identical for all images. If we allow three-way interactions in which the activity of one neuron gates the connection between two other neurons (Hinton, 1981c), it is easy to make the connections dynamic, but it is still unclear how to dynamically create a graph structure without the ability to allocate neurons on the fly. It is especially difficult in a real neural net where the knowledge is in the connection weights, which cannot easily be copied.

One rather cumbersome solution to this problem is to set aside a group of neurons, called a capsule, for each possible type of object or part in each

region of the image<sup>9</sup> and to use a routing algorithm to dynamically connect a small subset of active capsules into a graph that represents the parse of the image at hand. The activities of neurons within a capsule can then represent properties of a part such as the pose or deformation of a particular mouth or face.

With considerable effort, models that use capsules have achieved some successes in supervised and unsupervised learning on small data sets (Sabour et al., 2017; Hinton et al., 2018; Kosioriek et al., 2019), but they have not scaled well to larger data sets (Barham & Isard, 2019). Capsules do not have the signature of really practical ideas like stochastic gradient descent or transformers, which just *want* to work. The fundamental weakness of capsules is that they use a mixture to model the set of possible parts. This forces a hard decision about whether a car headlight and an eye are really different parts. If they are modeled by the same capsule, the capsule cannot predict the identity of the whole. If they are modeled by different capsules, the similarity in their relationship to their whole cannot be captured.

One way to avoid using a mixture for modeling the different types of part is to have a set of identical, universal capsules, each of which contains enough knowledge to model any type of part (Locatello et al., 2020; Srivastava, Goh, & Salakhutdinov, 2019; Sun, Tagliasacchi et al., 2020). This allows part identities to have distributed representations, which allows better sharing of knowledge between similar parts. In neuroscience terminology, identities are value coded rather than place coded. However, it creates a symmetry breaking problem in deciding which universal object-level capsule each part should be routed to.<sup>10</sup>

A more radical version of universal capsules, which avoids both symmetry breaking and routing, is to preassign a universal capsule to every location in the image. These ubiquitous universal capsules can be used to represent whatever happens to be at that location. An even more profligate version is to dedicate several different levels of ubiquitous universal capsule to each location so that a location can belong to a scene, an object, a part, and a subpart simultaneously. This article explores this profligate way of representing the part-whole hierarchy. It was inspired by a biological analogy, a mathematical analogy, and recent work on neural scene representations (Ha, 2016; Sitzmann, Zollhoefer, & Wetzstein, 2019).

**2.1 The Biological Analogy.** All the cells in the body have a copy of the whole genome. It seems wasteful for brain cells to contain the instructions for behaving like liver cells, but it is convenient because it gives every cell its own private access to whatever DNA it might choose to express. Each cell

<sup>9</sup>These regions can be larger for higher-level parts that are more diverse but occur more sparsely in any one image.

<sup>10</sup>Adam Kosioriek suggested using universal capsules in 2019, but I was put off by the symmetry-breaking issue and failed to realize the importance of this approach.

has an expression intensity<sup>11</sup> for each gene, and the vector of expression intensities is similar for cells that form part of the same organ.

The analogy with neural nets goes like this: Each location in the image corresponds to a biological cell. The complete embedding vector for a location is like the vector of gene expression intensities for a cell. The forward pass is like the developmental process that allows a new vector of gene expression intensities to be determined by the previous vectors of expression intensities. Objects are like organs: they are a collection of locations whose embedding vectors are all very similar at a high level. Within an object, the embedding vectors may differ at lower levels that correspond to the parts of the object (see Figure 2).

**2.2 The Mathematical Analogy.** The Kolmogorov-Arnold superposition theorem states that every multivariate continuous function can be represented as a superposition of continuous functions of one variable.<sup>12</sup> For example, multiplication can be represented as the sum of the logs of the individual arguments followed by exponentiation. In machine learning terminology, when it comes to multi-argument functions, addition is all you need. This assumes, of course, that you can find the right single-argument functions to encode the arguments of the multivariate function you want to represent and then find the right function to decode the sum. Kolmogorov proved this can always be done, but the encoder functions used for the proof are so bizarre that they are of no practical relevance to neural networks.

The theorem does, however, suggest an interesting approach to combining information coming from many different locations. Perhaps we can learn how to encode the information at each location in such a way that simply averaging the encodings from different locations is the only form of interaction we need.<sup>13</sup> This idea is already used in set transformers (Lee et al., 2019) for combining information from different members of a set. If we modify this suggestion slightly to use an attention-weighted local average, we get a particularly simple form of transformer in which the key, the query, and the value are all the same as the embedding itself, and the only interaction between locations is attention-weighted smoothing at each level. All of the adaptation occurs in the bottom-up and top-down neural networks at each location, which are depicted by the blue and red arrows in Figure 1. These networks are shared across all locations and all time steps, but possibly not across all levels of the part-whole hierarchy.

---

<sup>11</sup> I use the word *intensity* rather than the word *level* so as not to confuse scalar intensities with discrete levels in a part-whole hierarchy.

<sup>12</sup> This solves a version of Hilbert's 13th problem.

<sup>13</sup> This has a resemblance to variational learning (Neal & Hinton, 1997), where we start by assuming that the log posterior distribution over the whole set of latent variables is determined by the sum of their individual log posterior distributions and then we try to learn a model for which this additive approximation works well.

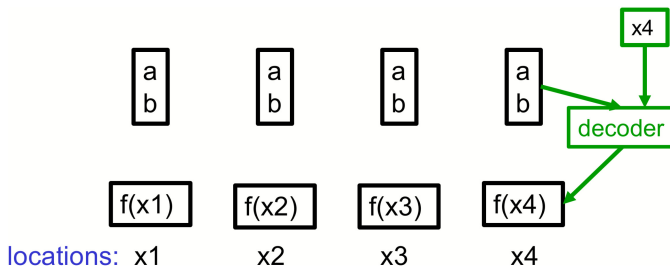


Figure 3: A very simple example of a neural field using individual pixels as the locations. The intensities of four pixels can all be represented by the same code ( $a, b$ ) even though their intensities vary according to the function  $f(x) = ax + b$ . The decoder has an extra input that specifies the location.

**2.3 Neural Fields.** Suppose we want to represent the value of a scalar variable, such as the depth or intensity, at every point in an image. A simple way to do this is to quantize the image locations into pixels and use an array that specifies the scalar variable at each pixel. If the values of different pixels are related, it may be more efficient to use a neural network that takes as input a code vector representing the image and outputs an array of pixel values. This is what the decoder of an autoencoder does. Alternatively we could use a neural network that takes as input a code vector representing the image plus an additional input representing an image location and outputs the predicted value at that location. This is called a neural field,<sup>14</sup> and this way of using neural networks has recently become very popular (Ha, 2016; Sitzmann et al., 2020; Mildenhall et al., 2020). Figure 3 shows a very simple example in which the intensities at a set of locations can all be reconstructed from the same code, even though the intensities vary.

For a complicated image, the neural net could transform a code vector representing the whole image plus a vector representing an image location into the value at that location. But if images are composed of familiar objects and objects are composed of familiar parts it is much more efficient to use a hierarchy of neural fields.<sup>15</sup> In GLOM, the scene-level top-down neural network converts the scene vector plus an image location into the appropriate

<sup>14</sup> An early example of using neural fields is described in Oore, Hinton, and Dudek (1997). The image is always the same, so only the location input is needed. The 12 channels at each image location are the depths returned by 12 sonar detectors pointing in different directions. The match between the neural net's prediction for each location and the actual data at the robot's current location is used to perform a Bayesian update of the mobile robot's probability distribution over locations.

<sup>15</sup> A small step in this direction is simply to have a separate neural field for each type of object. This makes it easy to represent scenes composed of familiar objects in novel arrangements (Niemeyer & Geiger, 2020).



object vector for that location. This vector includes information about the 3-D pose of the object relative to the camera. All of the locations that belong to the same object are given exactly the same object-level vector. The object-level top-down neural network then converts an object vector plus a location into the part vector that is appropriate for that location and so on. For example, exactly the same top-down network acting on exactly the same face vector is able to predict the nose vector in some locations and the mouth vector in other locations.

**2.4 Explicit versus Emergent Representations of the Part-Whole Hierarchy.** In the symbolic AI representation of the part-whole hierarchy, each node has a unique symbol or memory address, and this symbol or address has an arbitrary relationship to the content. In GLOM, the embedding vector at a particular level that is shared by all the locations in an island at that level plays the same role as the address of a node in a graph, but this vector is not arbitrary. The top-down neural network must predict the embedding vector of a part at level  $L$  from the embedding vector of an object at level  $L+1$ . This involves using the pose relative to the camera encoded at level  $L+1$  and a representation of the image location to compute where the location is within the intrinsic coordinate frame of the object. This determines which level  $L$  part the location belongs to.

There is a very important difference between using an address bus to follow a pointer to the representation of a part of a known object and using a top-down neural network to compute the part vector. Unlike table lookup, the top-down neural net finds it much easier to deal with shapes in which there are symmetries between the parts. Replicated parts, like the legs of a centipede, for example, add very little complexity to the neural net, and this remains true even if the legs change along the centipede, so long as they change in a predictable way. Bilateral symmetries that align with the intrinsic coordinate frame of an object reduce the required capacity of the top-down neural net by almost a factor of two.

It is much harder, however, for the neural net to make use of symmetries that do not align with the coordinate frame,<sup>16</sup> and people are generally unaware of such symmetries. Most people, for example, are totally unaware of the threefold rotational symmetry of a cube, despite its name, until they are forced to use a body diagonal through the center of the cube as its intrinsic top-bottom axis (Hinton, 1979). They then cease to be aware of any of the right angles in the cube because these angles no longer align with the new intrinsic coordinate frame.<sup>17</sup>

---

<sup>16</sup>This is why Canonical Capsules (Sun, Tagliasacchi et al., 2020) discover the natural intrinsic coordinate frames.

<sup>17</sup>Most people have enormous difficulty imagining a cube when they are forced to use a body diagonal as the top-bottom axis. When asked to point out the corners that are not at the two ends of this axis, they typically point out four corners arranged in a square about

### 3 Some Design Decisions

---

This section discusses some decisions that need to be made when specifying the GLOM architecture.

**3.1 How Many Levels Are There?** GLOM assumes that the part-whole hierarchy has a fixed depth. People can deal with very deep hierarchies that have stars near the top and atomic nuclei near the bottom. The way to handle such an enormous range is to have a flexible mapping between entities in the world and the levels of GLOM (Hinton, 1990). This allows the very same neurons to be used for stars at one time and for atomic nuclei at another, which has the added advantage of facilitating analogies between structures at very different scales like solar systems and atoms. The recursive reuse of the neural hardware raises many interesting issues about temporary storage and control flow (Ba, Hinton, Mnih, Leibo, & Ionescu, 2016) that will only be fleetingly addressed here.

A reasonable number of embedding levels would be about five. This allows for the pupil and the white of an eye to be the lowest-level sub-parts in a scene composed of objects that are people with parts that are faces and subparts that are eyes. If finer details such as the dilation of the iris are required, people probably need to remap the world onto their hardware so that, for example, the face becomes the scene.<sup>18</sup>

One interesting question is whether the bottom-up and top-down neural nets can be shared across levels as well as across locations. This would not work for the lower levels of language processing where entities at different levels, like phonemes or words, have very different properties, but vision is far more fractal. A big advantage of sharing across levels is that the vector representation used for a particular face when it was at the object level would then be forced to be consistent with its representation when it was at the part level. This would make it much easier to remap the visual world onto the hardware by simply copying all of the vectors up or down a few levels. After having used fine details of an eye to extract a highly informed vector representation of the eye when it was at the object level, this same vector could then be used to represent the eye when it was at the subpart

---

halfway up the axis. This structure (two square-based pyramids stuck together base-to-base) is actually an octahedron. An octahedron is the dual of a cube with vertices for faces and faces for vertices. So people preserve the fourfold rotational symmetry of a cube relative to its familiar coordinate system. This suggests that the symmetry structure is one of the most important properties encoded in the embedding vector of an object.

<sup>18</sup>The levels in the part-whole hierarchy that are represented in the inferotemporal pathway are probably not the brain's only representation of space. The inferotemporal pathway is used for object recognition, and there may well be other representations of the world that are used for other purposes such as detecting ego motion or visually maintaining balance.

level.<sup>19</sup> In this article, however, I assume that the representations are not shared across levels, so the bottom-up and top-down neural nets are different at each level.

**3.2 How Fine-Grained Are the Locations?** Locations could be as fine-grained as pixels, or they could correspond to larger image patches (Dosovitskiy et al., 2020). To avoid additional complexity when explaining the basic idea of the article, I assume that the grid of locations remains the same at all levels, but this is probably not the best choice.

The granularity could change at different embedding levels. If higher levels in the part-whole hierarchy use a larger stride, the top-down neural net would need to output multiple different predictions for the multiple lower-level locations that fall within one higher-level location. Similarly, the bottom-up neural net would need to look at all the lower-level locations that get combined at the next level up.

One convenient way to be sensitive to a large spatial context while also being able to see fine detail is to have images at several different spatial resolutions, all of which have the same number of pixels. The coarsest image conveys a large spatial context but lacks fine detail and the finest image conveys the fine details but only for a small region. If the visual input is structured into multiple images in this way, it would make sense to make peripheral locations cover larger regions, but this article will ignore that issue because it makes everything more complicated.

**3.3 Does the Bottom-Up Net Look at Nearby Locations?** Even if the granularity at different levels remains unchanged, the bottom-up neural net could look at the embedding vectors at nearby locations. This is a less pure version of GLOM, which allows the interactions between locations to be more complex than just averaging. The purely bottom-up pathway then resembles a convolutional neural net but with the predictions for the next level up being made by a multilayer neural net that implements a far more complicated function than just a matrix multiply followed by a scalar nonlinearity.

The disadvantage of allowing the bottom-up net to look at other locations is that two locations with identical representations at the part level may have different spatial contexts. We would then lose a very nice property of the pure version of GLOM: locations that have identical representations at the part level make exactly the same bottom-up predictions at the object level.

By looking at other locations, the bottom-up net can reduce the uncertainty before it predicts a distribution at the next level up, and this seems

---

<sup>19</sup>This assumes that the vector can be transported to a different column if the fixation point changes when the face becomes the object of attention rather than the eye.

like a good thing to do. But it should be possible to get a similar reduction in uncertainty after making the prediction when the attention-weighted smoothing combines an uncertain bottom-up prediction from one location with the uncertain bottom-up predictions from nearby locations. Of course, this assumes that the bottom-up net can represent the uncertainty in its predictions and that the uncertainties in different locations can be combined correctly by the attention-weighted smoothing. This issue is addressed in section 9.

**3.4 How Does the Attention Work?** One of the contributors to the update of the embedding of level  $L$  at location  $x$  is the attention-weighted average of the embeddings of level  $L$  at nearby locations at the previous time step. GLOM assumes the simplest form of attention weighting in which the weight  $w_{xy}$  that location  $x$  gives to the embedding at location  $y$  is given by

$$w_{xy} = \frac{e^{\beta L_x \cdot L_y}}{\sum_z e^{\beta L_x \cdot L_z}}, \quad (3.1)$$

where  $\cdot$  is the scalar product of the two embedding vectors,  $z$  indexes all the locations that location  $x$  attends to at level  $L$ , and  $\beta$  is an “inverse temperature” parameter that determines the sharpness of the attention.  $\beta$  could increase as GLOM settles to a firm interpretation of the image. The way attention is intended to work in GLOM has already been used successfully in a system called ACNe (Sun, Jiang, Trulls, Tagliasacchi, & Yi, 2020).

Pioneering work on using Markov random fields for image segmentation (Geman & Geman, 1984) used the presence of a boundary between pixel  $x$  and pixel  $y$  to prevent  $x$  from attending to  $y$ . A boundary is more than just a big intensity difference between  $x$  and  $y$  because its existence depends on the intensities at other locations. Similarly, early work on learning spatially coherent properties of images used the presence of boundaries to select which expert interpolator to use (Becker & Hinton, 1993). Like the seashore, boundaries have a rich life of their own, and much more work needs to be done to integrate them into GLOM, especially into its attention mechanism.

**3.5 The Visual Input.** In most neural networks, the visual input arrives at the bottom layer. In GLOM, a patch of the raw visual input could define the bottom-level embedding at a location by vectorizing the intensities in the image patch, but it is probably more sensible to first apply a convolutional neural net that can see a larger region of the image. The output of this convolutional net would then be the primary, lowest-level embedding at each location.

The convolutional net is an open loop way to solve the following inference problem: what lowest-level embedding for that location would be

able to reconstruct the pixel intensities using the learned neural field shared by all locations. Once the lowest-level embedding has been initialized, it can be refined in a closed loop by backpropagating the reconstruction error through the neural field (Williams, Revow, & Hinton, 1995).

There is no need to confine the direct visual input to the primary embedding layer. A coarser scale convolutional net operating on a lower-resolution image could provide useful hints about the higher-level embeddings. For example, a pale vertical oval with a darker horizontal band slightly more than halfway up suggests one kind of face (Viola & Jones, 2004), so a convolutional net operating on coarse pixels can provide useful information to directly initialize the higher-level embeddings.<sup>20</sup>

#### 4 Color and Texture

---

Consider an object whose individual parts are either entirely pale green or entirely mauve. The color of a part is straightforward, but what color is the whole object? One of the motivations for GLOM was the idea that the whole object has a compound color that might be called “pale-green-or-mauve,” and at the object level every location belonging to the object has exactly the same compound color. The object is pale-green-and-mauve all over. When deciding which other locations at the object level to attend to, preference would be given to locations with a similar compound color.<sup>21</sup>

A similar idea applies to textures. The individual texture elements have their own shapes and poses and spatial relationships, but an object with a textured surface has exactly the same texture everywhere at the object level. GLOM extends this idea to shapes. An object may have parts that are very different from one another, but at the object level, it has exactly the same compound shape in all of the locations that it occupies.

#### 5 Cluster Discovery versus Cluster Formation

---

The EM capsule model (Hinton et al., 2018) attempts to activate capsules that represent wholes (e.g., a face) by looking for clusters of similar vector votes for the pose of the whole. These vector votes come from already identified parts (e.g., a nose or mouth), and although the weights on these votes can be modified by an iterative routing procedure, the vector votes themselves remain fixed. This is quite problematic if one of the parts has an underdetermined pose. For example, a circle representing an eye has no

---

<sup>20</sup>The visual part of the thalamus has direct connections to multiple different levels in the hierarchy of visual areas.

<sup>21</sup>The information that the whole object is pale-green-or-mauve does not specify whether a particular part is pale green or mauve or the compound color pale-green-or-mauve. So the top-down neural net that predicts a part from the whole object needs to restrict the color of the part to this limited palette without specifying it precisely.

specific orientation, and its position in a face depends on whether it is a left or right eye. It does, however, provide some information about the scale of the face, and it makes a unimodal prediction for the location of the face in the direction orthogonal to the unknown line between the two eyes.<sup>22</sup>

In GLOM, the embedding vector of a location at level L-1 does not cast an immutable vector vote for the embedding at level L. Instead, it provides a bottom-up vector contribution to this embedding that is combined with the vector contribution coming from level L+1 and the attention-weighted contributions coming from the level L embeddings of other locations to determine the updated level L embedding vector. The bottom-up contribution can start off being quite vague, and it can become sharper from time step to time step as top-down and lateral contextual information progressively refines the level L-1 embedding of the location. The islands of similar embedding vectors at a level can be viewed as clusters, but these clusters are not discovered in immutable data. They are formed by the interaction between an intralevel process that favors islands of similarity and dynamically changing suggestions coming from the location's embeddings at adjacent levels.

Unlike earlier capsule models, GLOM has no difficulty representing multiple copies of the same type of object. The object-level embedding vector for a location encodes fine-grain information about the 3D pose of the object relative to the camera as well as the type. So islands that are each composed of identical object-level vectors representing that particular object can form archipelagos in which the islands differ only in their pose information.

## 6 Replicating Embedding Vectors over Locations

At first sight, it seems very inefficient to give a copy of the object-level embedding vector to every location that belongs to an object. Compelling intuitions that stem from programming computers with random access memory suggest that it would be much better to have a single copy of a data structure for the object. These intuitions are probably misleading for neural nets that do not have RAM, and even if RAM is available, there are two good reasons for replicating the embedding vectors over an island.

The island growing process at each level may eventually settle down to several islands of nearly identical vectors, but the search for these islands needs to be able to consider alternative clusterings of locations into islands, and it also needs to allow for negotiations between locations within an island about what identical vector to settle on at each level. These negotiations are nontrivial because each location is also trying to satisfy interlevel

---

<sup>22</sup> The Stacked Capsule Autoencoder model (Kosiorok et al., 2019) deals with this issue by using a set transformer (Lee et al., 2019) to allow the parts to interact. This should allow the poses and identities of the parts to be disambiguated before they attempt to activate capsules at the next level up.

constraints that come from its own embedding vectors at the level above and the level below, and these embeddings are also being refined at every time step. During the search, it is very helpful for every location to have its own version of the embedding vector at each level. Uncertainty in the clustering can be represented by making the embedding vector at a location be a blend of the vectors for the different clusters that it might decide to join. This blend can be refined over time, and the fact that it lives in a high-dimensional continuous space should make optimization easier.

Intuitively, a blend of two rather different embedding vectors is not similar to either vector. This is true in a low-dimensional vector space, but intuitions derived from low-dimensional spaces cannot be trusted when dealing with high-dimensional spaces. The average of two high-dimensional vectors is much closer to each of those vectors than it is to a random vector. This can be understood by thinking about the correlation between the components of a vector and the components of its average with some other random vector. If the vectors are high-dimensional, this correlation will be significant.<sup>23</sup>

A further advantage of islands of near identity is that it allows long-range interactions within a level to be sparse. If there is more sparsity at higher levels, the interactions can be longer range without increasing the amount of computation. For locations that belong to an island far away, all the object-level information about that island is contained in each of its locations, so it is only necessary to sample one of those locations for that distant island to compete with other closer islands for a location's attention. Of course, this means that distant islands contribute fewer logits to the attention softmax than closer islands, but the exponential used in the attentional softmax means that one logit from a highly relevant distant island can outcompete multiple logits from a closer but much less relevant island.

A simple way to choose which other locations are allowed to compete for the attention of location  $x$  is to sample, without replacement, from a gaussian centered at  $x$ . Higher-level embeddings can sample the same number of other locations but from a larger gaussian. The sampling could be done only once so it was part of the architecture of the net. Alternatively, lacunae in the sampling could be greatly reduced by sampling independently at each time step.

## 7 Learning Islands

---

Let us assume that GLOM is trained to reconstruct at its output the uncorrupted version of an image from which some regions have been removed.

---

<sup>23</sup>This explains why the first stage of a language model can convert a word like *bank* into a single high-dimensional embedding vector rather than needing separate vectors for the "river" and the "money" senses.

This objective should ensure that information about the input is preserved during the forward pass, and if the regions are sufficiently large, it should also ensure that identifying familiar objects will be helpful for filling in the missing regions. To encourage islands of near identity, we need to add a regularizer, and experience shows that a regularizer that simply encourages similarity between the embeddings of nearby locations can cause the representations to collapse. All the embedding vectors may become very small so that they are all very similar and the reconstruction will then use very large weights to deal with the very small scale. To prevent collapse, contrastive learning (Becker & Hinton, 1992; Paccanaro & Hinton, 2001; van den Oord, Li, & Vinyals, 2018) uses negative examples and tries to make representations that should agree be close while maintaining separation between representations which should not agree.<sup>24</sup>

Contrastive learning has been applied successfully to learn representations of image crops (Chen, Kornblith, Norouzi, & Hinton, 2020; Bachman, Hjelm, & Buchwalter, 2019; He, Fan, Wu, Xie, & Girshick, 2020; Chen, Kornblith, Swersky, Norouzi, & Hinton, 2020; Tejankar, Koohpayegani, Pillai, Favaro, & Pirsiavash, 2020) It learns to make the representations of two different crops of the same image agree and the representations of two crops from different images disagree. But this is not a sensible thing to do if our aim is to recognize objects. If crop 1 contains objects A and B and crop 2 from the same image contains objects B and C, it does not make sense to demand that the representations of the two crops be the same at the object level. It does make sense at the scene level, however. For scenes containing one prominent object, it may be possible to recognize objects using representations that are designed to recognize scenes, but as soon as we distinguish different levels of embedding, it becomes clear that it would be better to use a contrastive loss function that encourages similar representations for two locations at level L only if they belong to the same entity at level L. If they belong to different level L entities, their level L embeddings should be significantly different.

From the point of view of a location, at all but the top level, it needs to decide which other locations its level L embedding should be similar to. It can then learn to resemble those embeddings and be repelled from the embeddings of locations that belong to different objects in the same or other images. Recent work that uses the similarity of patches along a possible object trajectory to influence whether contrastive learning should try to make them more similar has shown impressive performance at finding correspondences between patches in video sequences (Jabri, Owens, & Efros, 2020).

The obvious solution is to regularize the bottom-up and top-down neural networks by encouraging each of them to predict the consensus

<sup>24</sup> Maintaining separation is quite different from asking representations that should be separate to be far apart. Once two representations are sufficiently different, there is no further pressure to push them even further apart.



opinion. This is the weighted geometric mean of the predictions coming from the top-down and bottom-up networks, the attention-weighted average of the embeddings at nearby locations at the previous time step and the previous state of the embedding. Training the inter level predictions to agree with the consensus will clearly make the islands found during feed-forward inference be more coherent.

An important question is whether this type of training will necessarily cause collapse if it is not accompanied by training the interlevel predictions to be different for negative examples that use the consensus opinions for unrelated spatial contexts. Using layer or batch normalization should reduce the tendency to collapse, but a more important consideration may be the achievability of the goal.

When the positive examples in contrastive learning are used to try to extract very similar representations for different patches of the same image, the goal is generally not achievable and the large residual errors will always be trying to make the representations collapse. If, however, an embedding at one location is free to choose which embeddings at other locations it should resemble, the goal can be achieved almost perfectly by learning to form islands of identical vectors and attending almost entirely to other locations that are in the same island. This should greatly reduce the tendency toward collapse, and when combined with the deep denoising autoencoder objective function and other recent tricks (Grill et al., 2020; Chen & He, 2020) it may eliminate the need for negative examples.

## 8 Representing Coordinate Transformations

---

When neural networks are used to represent shape, they generally work much better if they represent the details of a shape relative to its intrinsic coordinate frame rather than relative to a frame based on the camera or the world (Taylor, Hinton, & Roweis, 2007; Deng et al., 2020).

Work on the use of neural fields for generating images has established that there are much better ways to represent the location than using two scalars for its  $x$  and  $y$  coordinates (Sitzmann et al., 2020; Mildenhall et al., 2020). The product of a delta function at the location with both horizontal and vertical sine and cosine waves of various frequencies works well. A similar representation is used in transformers for the position of a word fragment in a sentence.

The success of highly redundant representations of location suggests that there may also be highly redundant representations of the nontranslational degrees of freedom of a coordinate transform that work much better in a neural net than the matrices or quaternions commonly used in computer graphics.<sup>25</sup> Let us suppose that we would like the pose of a part (e.g., the

---

<sup>25</sup>The standard matrix representation uses the scale of the matrix to represent the change in scale caused by the coordinate transform. Using the scale of the weights to represent scale in this analog way is a particularly bad idea for neural nets.

coordinate transform between the retina and the intrinsic frame of reference of a part) to be represented by a vector that is a subsection of the embedding vector representing the part. A multilayer neural network whose weights capture the viewpoint-invariant coordinate transform between a part and a whole can then operate on the pose vector of the part to predict the pose vector of the whole. If we simply flatten the  $4 \times 4$  matrix representation of a pose into a vector, it is easy to hand-design a multilayer neural net that takes this vector as input and produces as output a vector that corresponds to the flattened result of a matrix-matrix multiply, provided we know what matrix to multiply by, which depends on the identity of the part. This dependence on the part identity was the reason for allocating a separate capsule to each type of part in earlier capsule models. Unfortunately, the vector space of flattened  $4 \times 4$  matrices does not make it easy to represent uncertainty about some aspects of the pose and certainty about others. This may require a much higher-dimensional representation of pose. Designing this representation by hand is probably inferior to using end-to-end learning with stochastic gradient descent. Nevertheless, section 9 discusses one approach to representing uncertainty in a neural net to demonstrate that it is not a major problem.

In a universal capsule the part identity is represented by an activity vector rather than by the choice of which capsule to activate, so the neural net that implements the appropriate part-whole coordinate transform needs to condition its weights on the part-identity vector.<sup>26</sup> Consequently, the entire part-level vector of a location needs to be provided as input to the bottom-up neural net that computes the part-whole coordinate transform. This makes the computation much more complicated, but it greatly simplifies the design of the architecture. It means that we do not need to designate one part of the embedding vector at a level to represent the pose and the rest to represent other aspects of the entity at that level. All we need to do is to make sure that the neural net that predicts the embedding at one level from the embedding below (or above) has sufficient expressive power to apply a coordinate transform to those components of the embedding vector that represent pose and to make this coordinate transform be contingent on those components of the vector that represent the identity of the part. Since this neural net is going to be learned by stochastic gradient descent, we do not even need to keep components of the embedding vector that represent the pose separate from the components that represent other properties of the entity at that level; for example, individual components can be tuned to combinations of pose, identity, deformation, texture and so on.

Entangling the representations of identity and pose may seem like a bad idea, but how else can a bottom-up prediction from a diagonal line express

---

<sup>26</sup>In stacked capsule autoencoders (Kosiorok et al., 2019) the capsule identity determines the default object-part coordinate transform, but the transform can be modulated by a vector that represents the deformation of the object.

the opinion that the whole is either a tilted square or an upright diamond? To express this distribution using activities of basis functions, we need basis functions that are tuned to combinations of identity and pose.

Using a small matrix or quaternion to represent pose makes it easy to model the effects of viewpoint changes using linear operations. At first sight, abandoning these explicit representations of pose seems likely to compromise the ability of a capsule to generalize across viewpoints. This would be true if each capsule dealt with only one type of object, but universal capsules will have seen many different types of object from many different viewpoints, and any new type of object will be well approximated by a weighted average of familiar types, all of which have learned to model the effects of viewpoint. Moreover, the weights in this average will be the same for all viewpoints. So if a novel object is only seen from a single viewpoint, a universal capsule may well be able to recognize it from radically different viewpoints.

The same argument about generalization can be applied to CNNs, but there is a subtle difference: GLOM is forced to model the coordinate transforms between parts and wholes correctly in order to be able to make use of the spatial relationship between one part and another by using a simple averaging operation at the level of the whole. It is the viewpoint invariance of these part-whole spatial relationships that makes it possible to generalize to radically new viewpoints.

## 9 Representing Uncertainty

---

It is tempting to imagine that the individual components of an embedding vector correspond to meaningful variables such as the six degrees of freedom of the pose of an object relative to the camera or the class of an object. This would make it easy to understand the representation, but there is a good reason for making the relationship between physically meaningful variables and neural activities a little less direct. To combine multiple sources of information correctly, it is essential to take the uncertainty of each source into account.

Suppose we want to represent  $M$ -dimensional entities in such a way that different sources of information can contribute probability distributions over the  $M$ -dimensional space rather than just point estimates. We could use a population of  $N \gg M$  neurons, each of which is tuned to a gaussian in the  $M$ -dimensional space (Williams & Agakov, 2002). If we take logs, a neuron then corresponds to a parabolic bump in the log probability. This bump could be very wide in some directions and very narrow in others. It could even be a horizontal ridge that is infinitely wide in some of the directions. We treat the activity of a neuron as a vertical scaling of its parabolic bump and simply add up all the scaled bumps to get a parabolic bump that represents the log of the unnormalized gaussian distribution represented by the population of  $N$  neurons.

Sources of information can now contribute probability distributions, which will be multiplied together by simply contributing additively to the activities of the  $N$  neurons. If we want to keep  $N$  relatively small, there will be limitations on the probability distributions that can be represented, but given a budget of  $N$  neurons, learning should be able to make good use of them to approximate the predictive distributions that are justified by the data. If, for example, it is possible for a part to predict the horizontal location of a whole without making this prediction contingent on other aspects of the pose or identity of the whole, it would be helpful to tune a handful of the  $N$  neurons to well-spaced values on the dimension representing the horizontal location of the whole in the underlying  $M$ -dimensional space. The part can then contribute a gaussian distribution along this horizontal dimension by making appropriate contributions to this handful of neurons. The relative magnitudes of the contributions determine the mean of the gaussian, and their overall scale determines the inverse variance of the gaussian.

The assumption that the neurons have gaussian tuning in the underlying  $M$ -dimensional space of possible entities was just a simplification to show that neural networks have no problem in representing gaussian probability distributions and combining them appropriately. A much more flexible way to tune the neurons would be to use a mixture of a gaussian and a uniform (Hinton, 2002). The log of this distribution is a localized bump, which will be called a unibump. The sides of a unibump splay out and eventually become horizontal when we are far enough from the mean that the uniform completely dominates the gaussian. Unlike a parabolic bump, which has a quadratically large gradient far from its maximum, a unibump has zero gradient far from its maximum so it makes no contribution to the shape of the unnormalized distribution far from its mean. This allows unibumps to represent multimodal probability distributions. The sum of one set of nearby unibumps can represent one mode, and the sum of another set of unibumps that are close to one another but far from the first set can represent another mode. Using neural activities that correspond to vertical scalings of the unibumps, it is possible to control both the location and the sharpness of each mode separately.

The assumption that individual neurons are tuned to a mixture of a gaussian and a uniform was just a simplification to show that neural networks can represent multimodal distributions. The basis functions that neurons actually learn for representing multimodal log probability distributions in an underlying latent space do not need to be local in that space.

The need to represent uncertainty prevents the simplest kind of representation in which activity in a single neuron represents one dimension of an  $M$ -dimensional entity, but it still allows neurons to have tuning curves in the  $M$ -dimensional space. Whether it is possible for someone trying to understand the representations to jointly infer both the underlying latent space and the tuning curves of the neurons in that space is an interesting open problem. But even when it is hard to figure out what the individual

neurons are doing, it should still be trivial to find islands of nearly identical vectors, so it should be easy to see how GLOM is parsing an image or how a similar model applied to language is parsing a sentence.

When considering how to represent uncertainty about the pose or identity of a part, it is important to realize that each location assumes that it is only occupied by at most one part at each level of the hierarchy.<sup>27</sup> This means that all the neural activities in the embedding vector at a level refer to the same part: there is no binding problem because the binding is done via the location. So a location can use two different neurons whose tuning curves in the underlying  $M$ -dimensional space overlap by a lot without causing any confusion. If we do not start by allocating different subsets of the neurons to different locations, the broad tuning curves in the  $M$ -dimensional underlying space that are needed for representing uncertainty will cause confusion for the properties of different objects. That is why coarse coding, which uses a single population of broadly tuned neurons to model several different entities at the same time (Hinton, 1981a) cannot model uncertainty efficiently.

**9.1 Combining Different Sources of Information When Updating the Embeddings.** The embedding at each level is updated using information from the previous time step at adjacent levels and also at other locations on the same level. These sources are far from independent, especially when the image is static so that the visual input is identical at multiple time steps. The higher-level embeddings obviously depend on the earlier lower-level embeddings. Also, the same-level embeddings that contribute to the attention-weighted local average will have been influenced by early states of the very embedding that the attention-weighted average is trying to update. To avoid becoming overconfident, it is better to treat the different sources of information as alternative paths for computing the embedding vector from the visual input. This justifies taking a weighted geometric mean of the distributions<sup>28</sup> predicted by the individual sources rather than a simple product of these distributions, which would be appropriate if they were independent. For interpreting a static image with no temporal context, the weights used for this weighted geometric mean need to change during the iterations that occur after a new fixation. Initially the bottom-up source should be by far the most reliable, but later, the top-down and lateral sources will improve. Experiments with deep belief nets (Hinton, 2006) show that gradually increasing the weighting of top-down relative to

---

<sup>27</sup> We assume the visual world is opaque. Transparency, like reflections in a window of an indoor scene superimposed on an outdoor scene would need to be handled by switching attention between the two different scenes.

<sup>28</sup> When taking the geometric mean of some distributions, we assume that the product of the distributions is renormalized to have a probability mass of 1.

bottom-up leads to more plausible reconstructions at later times, suggesting that this will be important when GLOM is trained as an end-to-end deep denoising autoencoder.

## 10 Comparisons with Other Neural Net Models

---

This section compares GLOM to some of the neural net models that influenced its design.

**10.1 Comparison with Capsule Models.** The main advantage of GLOM, compared with capsule models,<sup>29</sup> is that it avoids the need to pre-allocate neurons to a discrete set of possible parts at each level. The identity of a part becomes a vector in a continuous space of feature activities. This allows for much more sharing of knowledge between similar parts, like arms and legs, and much more flexibility in the number and type of parts belonging to an object of a particular type.

A second advantage of GLOM is that it does not require dynamic routing. Instead of routing information from a part capsule to a specific capsule that contains knowledge about the relevant type of whole, every location that the part occupies constructs its own vector representation of the whole. The constraint that a part at one location only belongs to one whole is a necessary consequence of the fact that the alternative wholes at that location are alternative activity vectors on the same set of neurons. Uncertainty about which of several wholes is the correct parent of a part can still be captured by using blends of activity vectors.

A third advantage of GLOM is that the cluster formation procedure for forming islands is much better than the clustering procedure used in capsule models. To make methods like EM work well when the number of clusters is unknown, it is helpful to introduce split and merge operations (Ueda, Nakano, Ghahramani, & Hinton, 2000) but these operations happen automatically during island formation. Hierarchical Bayesian concerns about finding the correct number of clusters at an embedding level are addressed by starting with one island per location and then reducing the number of distinctly different islands by making embedding vectors agree. This reduction occurs in a continuous space with no need for discrete changes in the number of clusters.

The main disadvantage of GLOM, compared to most capsule models, is that knowledge about the shape of a specific type of object is not localized to a small group of neurons (possibly replicated across quite large regions). Instead, the bottom-up and top-down neural nets (which may be different

---

<sup>29</sup> Some capsule models already use universal capsules in which vectors of activity rather than groups of neurons are used to represent the part identity, but they do not replicate these vectors across all locations within the object (Srivastava et al., 2019).

for every pair of adjacent levels) have to be replicated at every location. For computer implementations, the replication across locations is a big advantage because it allows a weight to be used many times each time it is retrieved from memory, but for biological neural nets, it seems very wasteful of synapses. The point of the analogy with genes is that biology can afford to be wasteful so this objection may not be as serious as it seems. There is, however, a more serious issue for a biological version of GLOM: the ubiquitous universal capsules would need to learn the same knowledge separately at every different location, and this is statistically very inefficient. Fortunately, section 12 shows how locations can share what their bottom-up and top-down models have learned without sharing any of their weights.

By allocating neurons to locations rather than to types of object or a part, GLOM eliminates a major weakness of capsule models, but it preserves most of the good aspects of those models:

- **Handling the effects of viewpoint properly:** The weights of the bottom-up and top-down neural networks capture the viewpoint-invariant spatial relationships between parts and wholes, and the neural activities capture the viewpoint equivariant information about the pose of an object or part.
- **Coincidence filtering:** Objects are recognized by using agreement between high-dimensional predictions from their parts. In GLOM, the idea of using agreement is taken even further because it is also used to represent objects and parts as islands of identity.
- **No dynamic allocation of neurons:** The part-whole hierarchy can be represented without dynamically allocating neurons to nodes in the parse tree.

**10.2 Comparison with Transformer Models.** The GLOM architecture shown in Figure 1 can be rearranged by viewing the vertical time-slices in Figure 1 as layers in Figure 4. This rearrangement of GLOM is then equivalent to a standard version of a transformer (Vaswani et al., 2017) but with the following changes:

- The weights are the same at every layer because GLOM is a recurrent net and we have converted the time slices into layers.
- The attention mechanism is greatly simplified by using the embedding vector at a level as the query, the key, and also the value. The complex interactions between different locations that are normally implemented by attention are thus reduced to a simple, attention-weighted, smoothing operation.
- The multiple heads used to provide more expressive power in most transformers are repurposed to implement the multiple levels of a part-whole hierarchy, and the interactions between the heads at a location are highly structured so that a level only interacts with the adjacent levels.

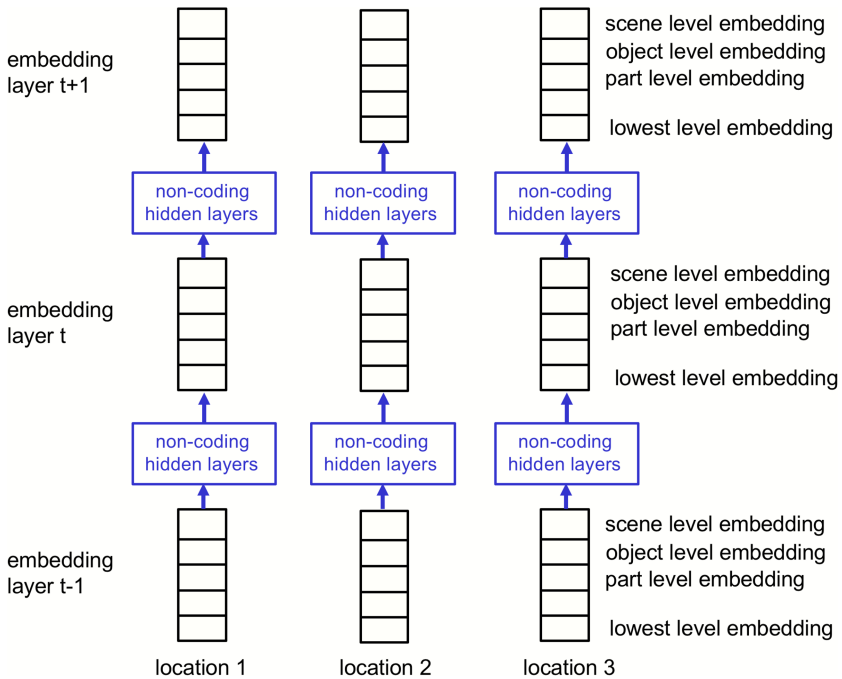


Figure 4: This is a different way of visualizing the architecture shown in Figure 1, which makes the relationship of that architecture to transformers more obvious. The horizontal dimension, which represents time in Figure 1, becomes the vertical dimension, which represents layers in this figure. At each location, every layer now has embeddings for all of the levels in the part-whole hierarchy. This corresponds to vertically compressing the depiction of the levels within a single time slice in Figure 1. A single forward pass through this architecture is all that is required to interpret a static image. All of the level-specific bottom-up and top-down neural nets are shown here as a single neural net. Figure 5 shows the individual bottom-up and top-down neural nets for this alternative way of viewing the GLOM architecture.

- The bottom-up and top-down neural networks that compute the interactions between adjacent levels perform coordinate transformations between the distributed representations of the poses of parts and wholes, and these coordinate transformations depend on the distributed representations of the types of the part and the whole.

The justification for eliminating the distinction among the query, the key, the value, and the embedding itself is as follows: Consider trying to get a potential mouth to be corroborated by a potential nose in a transformer. The mouth needs to ask, “Is there anyone in the right spatial relationship



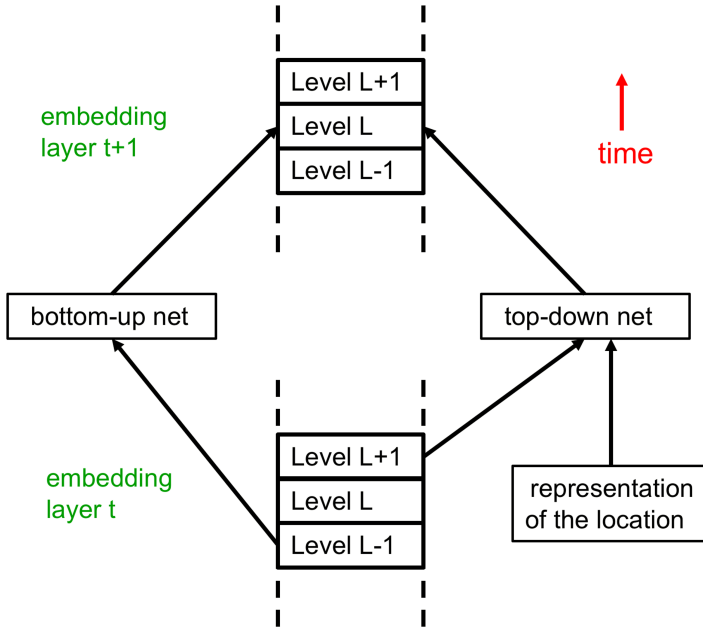


Figure 5: A picture of two adjacent layers of GLOM for a single location (i.e., part of a single column). During the forward pass, the embedding vector at level L receives input from the level L-1 embedding vector in the previous layer via a multilayer, bottom-up neural net. It also receives input from the level L+1 embedding in the previous layer via a multilayer, top-down neural net. The dependence on level L+1 in the previous layer implements top-down effects during the forward pass. The level L embedding in layer  $t + 1$  also depends on the level L embedding in layer  $t$  and an attention-weighted sum of the level L embeddings at other nearby locations in layer  $t$ . These within-level interactions are not shown.

to me who could be a nose? If so, please tell me to be more mouth-like.” This seems to require the mouth to send out a nose query (that includes the appropriate pose relative to the mouth) that will match the key of the nose. The nose then needs to send back a mouth-like value (that includes the appropriate pose relative to the nose).

But the mouth could also be corroborated by an eye, so it needs to send out a different query that will match the key of an eye. This could be handled by using separate heads for a mouth-looking-for-a-nose and a mouth-looking-for-an-eye (as in categorial grammar), but that seems clumsy.

A more elegant solution (inherited from capsule models) is to use a form of the Hough transform. The potential mouth predicts a vector for the face it might be part of. The potential nose and eye do the same.

All you need now is agreement of the predictions at the face level so query=key=value=embedding. The face level can then give top-down support to its parts instead of the support coming from a value vector sent by one part to another using a coordinate transform specific to the identities of the two parts.

**10.3 Comparison with Convolutional Neural Networks.** Capsules were originally motivated by three perceived deficiencies of CNNs:

1. The pooling operation in a CNN was designed to achieve local invariance to translation in the activity vector at the next level up. It seems better to ask for invariance in the weights but equivariance in the activities.
2. CNNs attempt to generalize across viewpoints by using a lot of examples of different viewpoints, which may be produced by augmenting the data set with transformed images. Computer graphics generalizes across viewpoints by having explicit representations of the poses of objects or parts relative to the camera. A change in viewpoint, even a very big one, can be modeled perfectly by linear operations on these explicit poses. Using the viewpoint-invariant relationship between the pose of a part and the pose of the whole seems like a highly efficient way to generalize to radically new viewpoints. CNNs do not appear to be doing this, but appearances can be deceptive.
3. In CNNs, the activity of a neuron is determined by the scalar product of a weight vector with an activity vector. This is not a good way to model covariance structure, which is important in vision. Taking the scalar product of an activity vector with another activity vector makes powerful operations like coincidence detection and attention much easier. Coincidences in a high-dimensional embedding space are a good way to filter out noise caused by occlusion or missing parts because, unlike sums, they are robust to the absence of some of the coinciding predictions.

The first deficiency is only apparent. It depends on a common misunderstanding of how CNNs represent the positions of parts. The vector of channel activities at a gridpoint can have a rate-coded representation of the position of a part that is far more accurate than the stride between gridpoints. So when the stride is increased at the next level by pooling, it does not mean that the position of a part is encoded less accurately. A bigger stride does not produce representations that are more translationally invariant. Gridpoints are used to allocate neural hardware not to represent positions. Their spacing is limited by the fact that the neural hardware at a gridpoint assumes it will never be representing more than one of whatever it represents, not by the accuracy with which position needs to be represented.

Attempts to deal with the second perceived deficiency led to some interesting models. The transforming autoencoder (Hinton, Krizhevsky, & Wang, 2011) forced an encoder to extract an explicit representation of pose in each capsule by insisting that the reconstructed image should be a transformed version of the original image and specifying this transformation as a matrix that multiplied whatever matrix elements were extracted by the encoder. Similarly, the EM capsule model extrapolated much better to new viewpoints when it was forced to use a matrix to represent the relationship of a part to a whole.

Unfortunately, perception has to deal with uncertainties that are not present in computer graphics,<sup>30</sup> and it needs to be able to represent correlated uncertainties in its pose predictions so that multiple sources of information can be combined properly. This rules out a simple matrix representation of pose. Once we accept that distributions over the possible poses of an entity will be represented by the scales assigned to basis functions in the log probability space, it is quite possible that CNNs actually learn to do something like this. This might allow them to approximate Hough transforms, though this is hard to do without taking scalar products of activity vectors.

The third deficiency can be rectified by moving to a transformer-like architecture that uses scalar products of activity vectors to modulate attention.

If you like CNNs, GLOM can be viewed as a special type of CNN that differs from a standard CNN in the following ways:

- It only uses  $1 \times 1$  convolutions (except at the front end).
- Interactions between locations are done by parameter-free averaging that implements a coincidence filter that allows it to use a Hough transform to activate units rather than using only matched filters.
- Rather than using a single feedforward pass through the levels of representation, it iterates to allow top-down influences that are implemented by neural fields.
- It includes contrastive, self-supervised learning and performs hierarchical segmentation as a part of recognition rather than as a separate task. No more boxes.

**10.4 Representing the ISA Hierarchy.** An important idea in Good Old-Fashioned Artificial Intelligence (GOFAI) is property inheritance. It is not

---

<sup>30</sup> Even if a generative model is stochastic, it may still be certain about which stochastic choices it made. In some more complex generative models, however, a level only specifies the probability distributions of poses for parts at the level below, and an iterative process then reconciles these distributions (Osindero & Hinton, 2008). This kind of generative model may be needed for modeling very precise relationships between highly variable parts, such as two praying hands, and it does need to be able to represent probability distributions over poses.

necessary to explicitly represent that elephants suckle their young because an elephant ISA mammal and, unless otherwise stated, an elephant inherits this property from its more general type. A simple way to implement property inheritance in a neural network is to make different entities correspond to different vectors of activity on the same set of neurons. Imagine that the components of the vector that represents a concept are ordered from very general to very specific. Mammals all have similar values for the more general components and differ on less general components. Indian and African elephants differ on only fairly specific components. When a neural net learns to make the vectors for concepts have causal effects on other vectors, effects that should be the same for all mammals but not the same for all vertebrates, will naturally be implemented by the outgoing weights of the neurons that are active for all mammals but not for all vertebrates. This way of implementing property inheritance makes it easy to add exceptions. The components of a vector that are common to birds will learn weights that capture the knowledge that birds fly, and the more specific components that differentiate penguins from other birds will learn stronger weights that overrule the general case (Hinton, 1981b).

This way of implementing property inheritance has the added advantage that types do not need to form a tree. Dogs inherit many properties from being canines (like wolves), but they also inherit many properties from being pets (like cats). There is no guarantee that properties inherited from these more general, partially overlapping classes will be consistent, but unlike logic, neural networks have no difficulty dealing with conflicting evidence.

At first sight, the idea of using different sections of the vector representation of a concept to capture different levels in the ISA hierarchy conflicts with the idea of using different sections to capture different levels in the part-whole hierarchy. This seems problematic because hooked beak is a part of a bird but it also defines a type of bird. The two ideas can be reconciled by first dividing the embedding vector for a location into sections that represent different levels in the part-whole hierarchy and then dividing each section into subsections that represent different levels in the type hierarchy.

**10.5 The Relationship to 2D Ising Models.** For each location separately, the embedding vectors at levels  $L-1$  and  $L+1$  on the previous time step provide input to the neurons that represent the current embedding vector at level  $L$ . This acts like the conditioning input in a conditional Markov random field: it influences the current step of the iterative, island-forming process that tries to make the embedding of the location at level  $L$  agree with the embeddings of other locations at level  $L$ .

In a 2D Ising model, a two-dimensional array of binary-valued spins settles into a state in which nearby spins tend to agree so as to minimize an energy function that favors agreement between neighboring spins. The model proposed here resembles the 2D Ising model because it uses a 2D grid of image locations, but it generalizes the model in the following ways:

1. It replaces binary spins with high-dimensional real-valued vectors. The fact that these lie in a continuous space should facilitate the search for islands of agreement.
2. It replaces a single field of spins with fields at multiple levels and allows adjacent level embeddings of the same location to interact (He, Zemel, & Carreira-Perpinan, 2004; Saremi & Sejnowski, 2013). The interactions between levels are quite complicated because they involve coordinate transformations between parts and wholes. So for each pair of adjacent embedding levels, the top-down and bottom-up interactions at each location must be computed by a multilayer neural net rather than a simple weight matrix.

### 10.6 Comparison with Other Methods for Removing Redundancy.

Methods like principal components analysis remove redundancy in the data by limiting the number of available dimensions in the representation. By contrast, a restricted Boltzmann machine with a large number of hidden units squeezes out redundancy by making nearly all of the exponentially many possible binary configurations of the hidden units have such high energy that they are effectively unavailable. This is a much more flexible way of eliminating redundancy (Shi & Zhu, 2007). It can model multiple fat manifolds<sup>31</sup> that have different intrinsic dimensionalities, and even within a fat manifold, it can model variations in the effective dimensionality in different parts of the manifold. The island-forming objective belongs to the second class of methods. At each level, it allows for a large number of small islands if that is what the data require but strives to use a small number of large islands if that is possible.

## 11 Video

---

This article focuses on using the GLOM architecture to process a single fixation of a static image, but the architecture is motivated by the need to deal with video, and learning from video is often much easier than learning from static images (Sabour, Tagliasacchi, Yazdani, Hinton, & Fleet, 2021), so I will briefly discuss the simplest temporal extension which is to a single fixation of a time-varying image.

To avoid confusion it may be helpful to distinguish three types of time:

- **Event time:** This is the actual time at which an event occurs.
- **Representation time:** This is the actual time at which a particular representation of an event occurs in the neural network. If the bottom-up neural network uses a predictive model, representations of events

---

<sup>31</sup> A manifold is a subset of the points in a space that have lower intrinsic dimensionality than the full space. If we take the points on a manifold and add a small amount of noise that has full dimensionality, the points no longer form a strict manifold, but they will all be close to the manifold. Such a set of points will be said to lie on a fat manifold.

could be in synchrony with the events themselves, or they could even precede the events, which would make catching a ball a lot easier.

- **Reference time:** This is the actual time that an internal representation refers to. When a memory is retrieved, for example, the reference time of the constructed representation is usually long before the representation time. The reference time can also differ by a lot from the event time if the memory is not veridical.

For a sequence of frames representing a static image, multiple time steps can be used to settle on an appropriate set of islands at each level. But in a dynamic image, the very same time steps must also be used to deal with the fact that the occupants of a location at each level can change with time.<sup>32</sup>

An advantage of using islands of identical vectors to represent an object is that motions between successive frames that are small compared to the size of the object only require large changes to a small subset of the locations at the object level. All of the locations that remain within the object need to change only slightly to represent the slight change in pose of the object relative to the camera.

If the changes in an image are small and predictable, the time steps immediately following a change of fixation point can be used to allow the embeddings at all levels to settle on slowly changing islands of agreement that track the changes in the dynamic image. The lowest-level embeddings may change quite rapidly, but they should receive good top-down predictions from the more stable embeddings at the level above. Once the embeddings have formed sensible islands, there is then no problem in using the very same time step for improving the interpretation of each frame and for keeping the embeddings locked on to the dynamic image.

If the changes are rapid, there is no time available to iteratively settle on a good set of embedding vectors for interpreting a specific frame. This means that the GLOM architecture cannot correctly interpret complicated shapes if the images are changing rapidly. Try taking an irregularly shaped potato and throwing it up in the air in such a way that it rotates at one or two cycles per second. Even if you smoothly track the potato, you cannot see what shape it is.

## 12 Is GLOM Biologically Plausible? \_\_\_\_\_

Although GLOM is biologically inspired, it has several features that appear to make it implausible as a biological model. Three of these features are addressed here.

- The weight sharing between the bottom-up or top-down models in different columns

<sup>32</sup> This creates a problem for the idea of progressively putting more weight on the top-down predictions as the network settles.

- The need to process negative pairs of examples for contrastive learning without interrupting the video pipeline
- The use of backpropagation to learn the hidden layers of the top-down and bottom-up models

**12.1 Is the Neocortex a Giant Distillery?** The replication of DNA in every cell is unproblematic: that is what DNA is good at. But biologists often object to models that use weight sharing claiming that there is no obvious way to replicate the weights (Lillicrap, Santoro, Marris, Akerman, & Hinton, 2020). GLOM, however, suggests a fairly simple way to solve this problem by using contextual supervision. In a real brain, what we want is an efficient way of training the bottom-up and top-down nets at a location so that they compute the same function as the corresponding nets at other locations. There is no need for the weights to be identical as long as corresponding nets are functionally identical. We can achieve this using knowledge distillation (Buciluă, Caruana, & Niculescu-Mizil, 2006; Hinton, Vinyals, & Dean, 2014). For each level separately, the two students at each location are the bottom-up and top-down neural nets. The teacher is the consensus opinion that is a weighted geometric mean of the opinions of the two students, the previous state of the embedding, and the attention-weighted embeddings at other locations.<sup>33</sup>

Regressing a student's prediction toward the consensus, allows knowledge in the neural nets at other locations to be transferred to the student via the attention-weighted averaging. It is not as effective as sharing weights with those other neural nets, but it works quite well (Hinton et al., 2014), and in the long run, all of the networks will converge to similar functions if the data distribution is translation invariant. In the long run, however, we are all dead.<sup>34</sup> So it is interesting to consider what happens long before convergence when the local models are all fairly different.

Suppose all of the locations that form a nose have the same embedding vector at the part level. If they all had exactly the same bottom-up model, they would all make exactly the same prediction for the face at the object level. But if the bottom-up models at different locations are somewhat different, we will get a strong ensemble effect at the object level: the average of all the simultaneous bottom-up predictions for the same object in different locations will be much better than the individual predictions.

---

<sup>33</sup> Strictly speaking, this is an example of co-distillation where the ensemble of all the students is used as the teacher. Co-distillation was initially based on an analogy with how scientists in a community learn from each other (Hinton, 2014), but the same mechanism could be used in a community of columns. In both cases, it would help to explain how a system can win by just replicating a lot of people or columns without requiring any significant architectural innovation.

<sup>34</sup> There are alternative facts.

One advantage of sharing knowledge between locations via distillation rather than by copying weights is that the inputs to the bottom-up models at different locations do not need to have the same structure. This makes it easy to have a retina whose receptive fields get progressively larger farther from the fovea, which is hard to handle using weight sharing in a convolutional net. Many other aspects, such as the increase in chromatic aberration farther from the fovea, are also easily handled. Two corresponding nets at different locations should learn to compute the same function of the optic array even though this array is preprocessed differently by the imaging process before being presented to the two nets. Co-distillation also means that the top-down models do not need to receive their location as an input since it is always the same for any given model.

Finally, using distillation to share knowledge between location-specific neural networks solves a puzzle about the discrepancy between the number of synapses in the visual system (about  $10^{13}$ ) compared to the number of fixations we make in our first 10 years (about  $10^9$ ). Conservative statisticians, concerned about overfitting, would prefer these numbers to be the other way around.<sup>35</sup> If we use, say,  $10^4$  columns in different locations, the bottom-up and top-down models at one location only have about  $10^9$  synapses between them. Conversely, the number of training examples used to learn the knowledge that is shared across an ensemble of  $10^4$  locations is about  $10^{13}$ , though many of these examples are highly correlated.

Neural networks that have more training cases than parameters are less magical than some of the highly overparameterized networks in current use, but they may generalize in more predictable ways when presented with data that lie outside their training distribution because the function they compute has been much more highly constrained by the data.

**12.2 A Role for Sleep in Contrastive Learning?** If negative examples are required, GLOM might appear less plausible as a biological model because of the added complexity of finding and processing pairs of images that are similar when they should not be. There is, however, one intriguing possibility that emerged from conversations with Terry Sejnowski in 1983 and 2020.

When using contrastive learning to get representations that are similar for neighboring video frames, the most effective negative examples are frames in the same video that are nearby but not immediately adjacent. We could avoid compromising the real-time performance of GLOM by taking it offline at night to do the negative learning that prevents the representations from collapsing. If the highest-level embeddings have the ability to generate sequences at the highest level, the top-down networks could be used to

<sup>35</sup> It should help that each example allows contrastive learning at several different levels and the target vectors for contrastive learning are much richer than a single one-of- $N$  label.



generate sequences of embeddings at every level in each column. This process does not require any attention between columns because it does not need to perform perceptual inference, so it might be able to generate plausible sequences at a much faster rate than the normal speed. Then we simply do the negative learning for the bottom-up models using the same length of real-time window as is used when awake. There is evidence that high-speed, top-down sequence generation occurs during the spindle stage of sleep (Lee & Wilson, 2002; Nádasdy, Hirase, Czurkó, Csicsvari, & Buzsáki, 1999).

The idea that sleep is used to keep apart representations that should not be confused is not new (Crick & Mitchison, 1983). Hinton and Sejnowski (1986) even suggested that sleep could be used for following the derivatives of the normalizing term in the negative phase of Boltzmann machine learning. But this reincarnation of the idea has two big advantages over Boltzmann machines. First, contrastive unsupervised learning scales much better than Boltzmann machine learning, and second, it is far more tolerant of a temporal separation between the positive and negative phases.

Preliminary experiments using contrastive learning for MNIST digits show that the learning still works if a large number of positive updates are followed by a large number of negative updates. Representation collapse is fairly slow during the positive-only learning, and the representations can shrink by a significant factor without much affecting performance. So maybe some pairs of embeddings that ought to be well separated get too close together during the day and are then pushed apart again at night. This would explain why complete sleep deprivation for a few days causes such serious mental confusion.<sup>36</sup> The experiments with MNIST also show that after a lot of positive-only learning, performance degrades but is rapidly restored by a small amount of negative learning.

To avoid very long periods of negative-only learning, it might be advisable to start with a negative phase of sleep to push representations apart, and then alternate with a positive phase using input sequences that were generated from the top level or even from a recurrent network close to the sensory input. This conflicts with the Crick-Mitchison theory that REM sleep is for unlearning, but it would still be compatible with our failure to remember almost all of our dreams if episodic memory retrieval depends on the top-level, and the top-level simply does not learn during REM sleep because those episodes did not happen.

**12.3 Communicating Error Derivatives in the Brain.** The straightforward way to train GLOM is to ask it to fill in missing regions of images

---

<sup>36</sup> If sleep is just for doing extra rehearsal or for integrating the day's experiences with older experiences, it is not clear why complete lack of sleep for a few days has such devastating effects.

and to backpropagate the reconstruction error through the entire temporal settling process using backpropagation through time. The contrastive representation learning at each level can then be viewed as an additional regularizer. Unfortunately, it is hard to see how a brain could backpropagate through multiple time steps. If, however, the consensus opinion at every level can provide a sufficient teaching signal for the bottom-up and top-down models that predict the embedding vector at that level, implementation in a brain becomes a lot more feasible.

If we could ensure that the representations improved over time, the temporal derivatives of neural activities could represent error derivatives, and the local learning procedure would then be spike-time-dependent plasticity in which the increase in a synapse strength is proportional to the product of the presynaptic activity with the postsynaptic rate of increase of activity.<sup>37</sup> Assuming spikes are caused by an underlying rate variable, we can get a noisy but unbiased estimate<sup>38</sup> of the rate of change of this underlying rate variable by applying a derivative filter to the postsynaptic spike train, which is exactly what STDP does.

A recent review paper (Lillicrap et al., 2020) discusses at great length how temporal derivatives can be used as error derivatives in order to approximate backpropagation in a feedforward network.<sup>39</sup> The review paper assumes a separate phase in which derivatives, in the form of activity perturbations, are allowed to flow back from the higher levels to the lower levels. This process does not seem plausible for a video pipeline. By contrast, the settling process of GLOM propagates the derivatives required for learning as the temporal derivatives of activity at all levels, and the time steps required for this propagation can be the same time steps as are used for video frames.

For dynamic images, it may seem paradoxical that the representations just keep getting better, but it is no more paradoxical than a surfer who just keeps going downhill without ever changing her elevation. The surface on which the surfer is going downhill is not the same surface. Similarly the time slice of reality for which the representations are forever improving is not the same time slice. The brain surfs reality.

Unfortunately, this does not explain how to get the derivatives required for learning the hidden layers of the bottom-up and top-down neural networks. Nor does it explain how the derivatives of the error signals at each

---

<sup>37</sup>This fits very well with the strongly held beliefs of Jeff Hawkins and others that the brain learns by predicting what comes next.

<sup>38</sup>Stochastic gradient descent is extremely tolerant of noise in the gradient estimates so long as they are unbiased.

<sup>39</sup>This paper summarizes the results of simulations that show that this proposal can be made to work quite well, but not as well as vanilla CNNs. A significant contributor to the performance gap is the statistical inefficiency caused by the lack of weight sharing and co-distillation should help to fix this.

level are backpropagated through the bottom-up or top-down networks to make the appropriate contributions to the derivatives at adjacent levels. Those thorny issues are addressed in a paper in preparation.

### 13 Discussion

---

This article started life as a design document for an implementation, but it was quickly hijacked by the need to justify the design decisions. I have used the imaginary GLOM architecture as a vehicle for conveying a set of interconnected ideas about how a neural network vision system might be organized. The absence of a working implementation makes it easier to focus on expressing the ideas clearly, and it avoids the problem of confounding the quality of the ideas with the quality of the implementation, but it also creates serious credibility concerns. The difference between science and philosophy is that experiments can show that extremely plausible ideas are just wrong and extremely implausible ones, like learning a entire complicated system by end-to-end gradient descent, are just right. I am currently collaborating on a project to test out the ability of the GLOM architecture to generalize shape recognition to radically new viewpoints, and I am hoping that other groups will also test out the ideas presented here. This article has gone on long enough already, so I conclude by making some brief philosophical comments.

The idea that nodes in a parse tree are represented by islands of similar vectors unifies two very different approaches to understanding perception. The first approach is classical Gestalt psychology, which tried to model perception by appealing to fields and was obsessed by the idea that the whole is different from the sum of the parts.<sup>40</sup> In GLOM, a percept really is a field and the shared embedding vector that represents a whole really is very different from the shared embedding vectors that represent the parts. The second approach is classical artificial intelligence, which models perception by appealing to structural descriptions. GLOM really does have structural descriptions, and each node in the parse tree has its own “address,” but the addresses live in the continuous space of possible embeddings, not in the discrete space of hardware locations.

Some critics of deep learning argue that neural nets cannot deal with compositional hierarchies and that there needs to be a “neurosymbolic” interface that allows neural network front and back ends to hand over the higher-level reasoning to a more symbolic system.<sup>41</sup> I believe that our primary mode of reasoning is by using analogies that are made possible by the similarities between learned high-dimensional vectors, and a good analogy

---

<sup>40</sup> Thanks to George Mandler for this more accurate translation.

<sup>41</sup> This is reminiscent of Cartesian dualism which postulated an interface between the body and the mind.

for the neurosymbolic interface is a car manufacturer who spends 50 years expounding the deficiencies of electric motors but is eventually willing to use them to inject the gasoline into the engine.

The phenomenal success of BERT (Devlin et al., 2018), combined with earlier work that demonstrates that neural networks can output parse trees if that is what the task requires (Vinyals et al., 2014), clearly demonstrates that neural networks can parse sentences if they want to. By structuring the interactions between the multiple heads in BERT so that they correspond to levels of representation and by adding a contrastively learned regularizer to encourage local islands of agreement over multiple word fragments at each level, it may be possible to show that GLOMBERT actually does parse sentences.

### Acknowledgments

---

Many people helped me arrive at the set of ideas described in this article: Terry Sejnowski, Ilya Sutskever, Andrea Tagliasacchi, Jay McClelland, Chris Williams, Rich Zemel, Sue Becker, Ruslan Salakhutdinov, Nitish Srivastava, Tijmen Tieleman, Taco Cohen, Vincent Sitzmann, Adam Kosoriek, Sara Sabour, Simon Kornblith, Ting Chen, Boyang Deng, and Lala Li were particularly helpful. People who helped me to improve the presentation of the ideas include David Fleet, David Ha, Michael Isard, Keith Oatley, Simon Kornblith, Lawrence Saul, Tim Shallice, Jon Shlens, Andrea Tagliasacchi, Ashish Vaswani, and several others. I especially thank Jeff Dean and David Fleet for creating the environment at Google that made this research possible.

### References

---

- Ba, J., Hinton, G. E., Mnih, V., Leibo, J. Z., & Ionescu, C. (2016). Using fast weights to attend to the recent past. In D. Lee, M. Sugiyama, U. Luxburg, I. Guyon, & R. Garnett (Eds.), *Advances in neural information processing systems*, 29 (pp. 4331–4339). Curran.
- Bachman, P., Hjelm, R. D., & Buchwalter, W. (2019). Learning representations by maximizing mutual information across views. In H. Wallach, H. Larochelle, A. Beygelzimer, F. d'Alché-Buc, E. Fox, & R. Garnett (Eds.), *Advances in neural information processing systems*, 32 (pp. 15535–15545). Curran.
- Barham, P., & Isard, M. (2019). Machine learning systems are stuck in a rut. In *HotOS '19: Proceedings of the Workshop on Hot Topics in Operating Systems* (pp. 177–183).
- Bear, D. M., Fan, C., Mrowca, D., Li, Y., Alter, S., Nayebi, A., Schwartz, J., Fei-Fei, L., Wu, J., Tenenbaum, J. B., & Yamins, D. L. K. (2020). *Learning physical graph representations from visual scenes*. arXiv:2006.12373.
- Becker, S., & Hinton, G. E. (1992). A self-organizing neural network that discovers surfaces in random-dot stereograms. *Nature*, 355 (6356), 161–163. 10.1038/355161a0

- Becker, S., & Hinton, G. (1993). Learning mixture models of spatial coherence. *Neural Computation*, 5(2), 267–277. 10.1162/neco.1993.5.2.267
- Buciluă, C., Caruana, R., & Niculescu-Mizil, A. (2006). Model compression. In *KDD '06: Proceedings of the 12th ACM SIGKDD International Conference on Knowledge Discovery and Data Mining* (pp. 535–541).
- Chen, T., Kornblith, S., Norouzi, M., & Hinton, G. (2020). A simple framework for contrastive learning of visual representations. In *Proceedings of the 37th International Conference on Machine Learning* (pp. 1597–1607).
- Chen, T., Kornblith, S., Swersky, K., Norouzi, M., & Hinton, G. (2020). *Big self-supervised models are strong semi-supervised learners*. arXiv:2006.10029.
- Chen, X., & He, K. (2020). *Exploring simple Siamese representation learning*. arXiv:2011.10566v1.
- Crick, F., & Mitchison, G. (1983). The function of dream sleep. *Nature*, 304, 111–114. 10.1038/304111a0
- Deng, B., Lewis, J. P., Jeruzalski, T., Pons-Moll, G., Hinton, G., Norouzi, M., & Tagliasacchi, A. (2020). NASA: Neural articulated shape approximation. In *Proceedings of the European Conference on Computer Vision*.
- Devlin, J., Chang, M., Lee, K., & Toutanova, K. (2018). BERT: Pretraining of deep bidirectional transformers for language understanding. In *Proceedings of the NAACL-HLT*.
- Dosovitskiy, A., Beyer, L., Kolesnikov, A., Weissenborn, D., Zhai, X., Unterthiner, T., Dehghani, M., Minderer, M., Heigold, G., Gelly, S., Uszkoreit, J., & Houlsby, N. (2020). *An image is worth 16 × 16 words: Transformers for image recognition at scale*. arXiv:2010.11929.
- Geman, S., & Geman, D. (1984). Stochastic relaxation, Gibbs distributions, and the Bayesian restoration of images. *IEEE Transactions on Pattern Analysis and Machine Intelligence*, 6(6), 721–741. 10.1109/TPAMI.1984.4767596
- Grill, J.-B., Strub, F., Altché, F., Tallec, C., Richemond, P. H., Buchatskaya, E., Doersch, C., Pires, B. A., Guo, Z. D., Azar, M. G., Piot, B., Kavukcuoglu, K., Munos, R., & Valko, M. (2020). *Bootstrap your own latent: A new approach to self-supervised learning*. arXiv:2006.07733.
- Ha, D. (2016). Generating large images from latent vectors. *blog.otoro.net*.
- He, K., Fan, H., Wu, Y., Xie, S., & Girshick, R. (2020). Momentum contrast for unsupervised visual representation learning. In *Proceedings of the IEEE/CVF Conference on Computer Vision and Pattern Recognition*.
- He, X., Zemel, R. S., & Carreira-Perpinan, M. (2004). Multiscale conditional random fields for image labeling. In *Proceedings of the 2004 IEEE Computer Society Conference on Computer Vision and Pattern Recognition*.
- Hinton, G. (1979). Some demonstrations of the effects of structural descriptions in mental imagery. *Cognitive Science*, 3(3), 231–250. 10.1207/s15516709cog0303\_3
- Hinton, G. (1981a). Shape representation in parallel systems. In *Proceedings of the Seventh International Joint Conference on Artificial Intelligence* (vol. 2, pp. 1088–1096).
- Hinton, G. E. (1981b). Implementing semantic networks in parallel hardware. In G. E. Hinton & J. A. Anderson (Eds.), *Parallel models of associative memory*. Erlbaum.
- Hinton, G. E. (1981c). A parallel computation that assigns canonical object-based frames of reference. In *Proceedings of the 7th International Joint Conference on Artificial Intelligence* (vol. 2, pp. 683–685).

- Hinton, G. (1990). Mapping part-whole hierarchies into connectionist networks. *Artificial Intelligence*, 46, 47–75. 10.1016/0004-3702(90)90004-J
- Hinton, G. E. (2002). Training products of experts by minimizing contrastive divergence. *Neural Computation*, 14(8), 1771–1800. 10.1162/089976602760128018
- Hinton, G. (2006). *Grant proposal to the natural sciences and engineering research council*. <https://www.cs.toronto.edu/hinton/absps/NSERC06.pdf>.
- Hinton, G. (2014). *Dark knowledge*. Talk at Toyota Technical Institute.
- Hinton, G., Krizhevsky, A., & Wang, S. (2011). Transforming auto-encoders. In T. Honkela (Ed.), *ICANN 2011: Artificial Neural Networks and Machine Learning* (pp. 44–51). Springer-Verlag.
- Hinton, G. E., Sabour, S., & Frosst, N. (2018). Matrix capsules with EM routing. In *Proceedings of the International Conference on Learning Representations*.
- Hinton, G., & Sejnowski, T. (1986). Learning and relearning in Boltzmann machines. In D. E. Rumelhart & J. L. McClelland (Eds.), *Parallel distributed processing: Explorations in the microstructure of cognition*, vol. 1: *Foundations* (pp. 282–317). MIT Press.
- Hinton, G., Vinyals, O., & Dean, J. (2014). Distilling the knowledge in a neural network. In *NIPS 2014 Deep Learning Workshop*. Curran.
- Jabri, A., Owens, A., & Efros, A. A. (2020). *Space-time correspondence as a contrastive random walk*. arXiv:2006.14613.
- Kosioerek, A., Sabour, S., Teh, Y. W., & Hinton, G. E. (2019). Stacked capsule autoencoders. In H. Wallach, H. Larochelle, A. Beygelzimer, F. d’Alché-Buc, E. Fox, & R. Garnett (Eds.), *Advances in neural information processing systems*, 32 (pp. 15512–15522). Curran.
- Lee, A. K., & Wilson, M. A. (2002). Memory of sequential experience in the hippocampus during slow wave sleep. *Neuron*, 36(6), 1183–1194. 10.1016/S0896-6273(02)01096-6
- Lee, J., Lee, Y., Kim, J., Kosioerek, A., Choi, S., & Teh, Y. W. (2019). Set transformer: A framework for attention-based permutation-invariant neural networks. In K. Chaudhuri & R. Salakhutdinov (Eds.), *Proceedings of the 36th International Conference on Machine Learning*, vol. 97 (pp. 3744–3753).
- Lillicrap, T., Santoro, A., Marris, L., Akerman, C., & Hinton, G. E. (2020). Back-propagation and the brain. *Nature Reviews Neuroscience*, 21, 335–346. 10.1038/s41583-020-0277-3
- Locatello, F., Weissenborn, D., Unterthiner, T., Mahendran, A., Heigold, G., Uszkoreit, J., Dosovitskiy, A., & Kipf, T. (2020). *Object-centric learning with slot attention*. arXiv:2006.15055.
- Mildenhall, B., Srinivasan, P. P., Tancik, M., Barron, J. T., Ramamoorthi, R., & Ng, R. (2020). NeRF: Representing scenes as neural radiance fields for view synthesis. In *Proceedings of the European Conference on Computer Vision* (pp. 405–421).
- Nádasdy, Z., Hirase, H., Czúrkó, A., Csicsvari, J., & Buzsáki, G. (1999). Replay and time compression of recurring spike sequences in the hippocampus. *Journal of Neuroscience*, 19(21), 9497–9507.
- Neal, R., & Hinton, G. (1997). A view of the EM algorithm that justifies incremental, sparse, and other variants. In M. I. Jordan (Ed.), *Learning in graphical models* (pp. 355–368). Springer.
- Niemeyer, M., & Geiger, A. (2020). *GIRAFFE: Representing scenes as compositional generative neural feature fields*. arXiv:2011.12100.

- Oore, S., Hinton, G. E., & Dudek, G. (1997). A mobile robot that learns its place. *Neural Computation*, 9(3), 683–699. 10.1162/neco.1997.9.3.683
- Osindero, S., & Hinton, G. (2008). Modeling im-age patches with a directed hierarchy of Markov random fields. In J. Platt, D. Koller, Y. Singer, & S. Roweis (Eds.), *Advances in neural information processing systems*, 20. Curran.
- Paccanaro, A., & Hinton, G. E. (2001). Learning distributed representations of concepts using linear relational embedding. *IEEE Transactions on Knowledge and Data Engineering*, 13(2), 232–244. 10.1109/69.917563
- Rao, R., & Ballard, D. (1999). Predictive coding in the visual cortex: A functional interpretation of some extra-classical receptive-field effects. *Nature Neuroscience*, 2, 79–87. 10.1038/4580
- Sabour, S., Frosst, N., & Hinton, G. E. (2017). Dynamic routing between capsules. In I. Guyon, Y. V. Luxburg, S. Bengio, H. Wallach, R. Fergus, S. Vishwanathan, & R. Garnett (Eds.), *Advances in neural information processing systems*, 30 (pp. 3856–3866). Curran.
- Sabour, S., Tagliasacchi, A., Yazdani, S., Hinton, G., & Fleet, D. (2021). *Unsupervised part representation by flow capsules*. arXiv:2011.13920v2.
- Saremi, S., & Sejnowski, T. J. (2013). Hierarchical model of natural images and the origin of scale invariance. In *Proceedings of the National Academy of Sciences*, 110(8), 3071–3076. 10.1073/pnas.1222618110
- Shi, K., & Zhu, S. (2007). Mapping natural image patches by explicit and implicit manifolds. In *2007 IEEE Conference on Computer Vision and Pattern Recognition* (pp. 1–7).
- Sitzmann, V., Martel, J., Bergman, A., Lindell, D., & Wetzstein, G. (2020). Implicit neural representations with periodic activation functions. In H. Larochelle, M. Ranzato, R. Hadsell, M. F. Balcan, & H. Lin (Eds.), *Advances in neural information processing systems*, 33. Curran.
- Sitzmann, V., Zollhoefer, M., & Wetzstein, G. (2019). Scene representation networks: Continuous 3D-structure-aware neural scene representations. In H. Larochelle, M. Ranzato, R. Hadsell, M. F. Balcan, & H. Lin (Eds.), *Advances in neural information processing systems*, 32 (pp. 1121–1132). Curran.
- Srivastava, N., Goh, H., & Salakhutdinov, R. (2019). *Geometric capsule autoencoders for 3D point clouds*. arXiv:1912.03310.
- Sun, W., Tagliasacchi, A., Deng, B., Sabour, S., Yazdani, S., Hinton, G., & Yi, K. M. (2020). *Canonical capsules: Unsupervised capsules in canonical pose*. arXiv:2012.04718.
- Sun, W., Jiang, W., Trulls, E., Tagliasacchi, A., & Yi, K. M. (2020). ACNe: Attentive context normalization for robust permutation-equivariant learning. In *Proceedings of the IEEE/CVF Conference on Computer Vision and Pattern Recognition* (pp. 11286–11295).
- Taylor, G. W., Hinton, G. E., & Roweis, S. (2007). Modeling human motion using binary latent variables. In B. Schölkopf, J. Platt, & T. Hoffman (Eds.), *Advances in neural information processing systems*, 19. MIT Press.
- Tejankar, A., Koohpayegani, S. A., Pillai, V., Favaro, P., & Pirsiavash, H. (2020). *ISD: Self-supervised learning by iterative similarity distillation*. arXiv:2012.09259.
- Ueda, N., Nakano, R., Ghahramani, Z., & Hinton, G. E. (2000). SMEM algorithm for mixture models. *Neural Computation*, 12(9), 2109–2128. 10.1162/089976600300015088

- van den Oord, A., Li, Y., & Vinyals, O. (2018). *Representation learning with contrastive predictive coding*. arXiv:1807.03748.
- Vaswani, A., Shazeer, N., Parmar, N., Uszkoreit, J., Jones, L., Gomez, A. N., Kaiser, L. U., & Polosukhin, I. (2017). Attention is all you need. In I. Guyon, Y. V. Luxburg, S. Bengio, H. Wallach, R. Fergus, S. Vishwanathan, & R. Garnett (Eds.), *Advances in neural information processing systems*, 30 (pp. 5998–6008). Curran.
- Vinyals, O., Kaiser, L., Koo, T., Petrov, S., Sutskever, I., & Hinton, G. E. (2014). Grammar as a foreign language. In Z. Ghahramani, M. Welling, C. Cortes, N. Lawrence, & K.Q. Weinberger (Eds.), *Advances in neural information processing systems*, 27. Curran.
- Viola, P., & Jones, M. J. (2004). Robust real-time face detection. *International Journal of Computer Vision*, 57, 137–154. 10.1023/B:VISI.0000013087.49260.fb
- Williams, C. K. I., & Agakov, F. V. (2002). Products of gaussians and probabilistic minor component analysis. *Neural Computation*, 14(5), 1169–1182. 10.1162/089976602753633439
- Williams, C., Revow, M., & Hinton, G. (1995). Using a neural net to instantiate a deformable model. In G. Tesauro, D. Toretzky, & T. Leen (Eds.), *Advances in neural information processing systems*, 7 (pp. 965–972). MIT Press.
- Zemel, R. S., Williams, C. K. I., & Mozer, M. C. (1995). Lending direction to neural networks. *Neural Networks*, 8(4), 503–512. 10.1016/0893-6080(94)00094-3

---

Received February 23, 2022; accepted July 24, 2022.