


## Bio-stimulation of anaerobic digestion by low intensity ultrasonication

Vinay Kumar Tyagi , Aron Loh Shu Tien, Banafsha Ahmed and Arti Gautam

### ABSTRACT

Low intensity ultrasonication (US) was applied to stimulate the biological activities in anaerobic digestion (AD) process. The enhancement in methane production was used to investigate the sono-biostimulation effects on the process performance. The 32% higher CH<sub>4</sub> production was observed over control at best US intensity and irradiation time of 0.0028 W/mL and 120 s, respectively. The sono-biostimulation effects in terms of higher CH<sub>4</sub> generation over control lasted for 45 h. The increase in the concentration of NH<sub>4</sub><sup>+</sup>-N and K<sup>+</sup> considered the indication of cell lysis under applied US conditions. At best US intensity and irradiation time, the NH<sub>4</sub><sup>+</sup>-N and K<sup>+</sup> fraction in the medium remained similar as of control, which indicated that no cell lysis occurred. The preliminary findings of the study showed that low intensity US can be a promising solution to enhance the process efficiency in terms of higher methane production with minimal energy requirement.

**Key words** | anaerobic digestion, bio-stimulation, low intensity, methane, ultrasonication

**Vinay Kumar Tyagi**  (corresponding author)  
**Banafsha Ahmed**  
Department of Civil Engineering,  
Indian Institute of Technology Roorkee,  
Roorkee 247667,  
India  
E-mail: vinayitrp@gmail.com

**Aron Loh Shu Tien**  
Nanyang Environment and Water Research  
Institute (NEWRI),  
Nanyang Technological University,  
1 Cleantech Loop, CleanTech One, #06-08,  
Singapore 637141

**Arti Gautam**  
ForSight VISION6, Inc.,  
1000 Marina Boulevard, Brisbane, CA 94005,  
USA

### INTRODUCTION

Anaerobic digestion (AD) is considered to be the most attractive process for organic wastes stabilization across the world. AD, a mature technology, turns organic matter into two valuable products: (a) energy-rich biogas and (b) nutrient rich digestate, with or without minimum energy requirement (Tyagi *et al.* 2018). However, the major limitations of AD is slow and partial degradation of organic wastes (sludge, organic fraction of municipal solid waste, and lignocellulosic wastes), i.e. low degradation efficiency (20–50%) and longer retention time (20–50 days). These limitations can be overcome by pre-treatment of the organic substrates by means of thermal (conventional and microwave), chemical (acid, alkali, peroxidation, ozonation) or mechanical processes (high-pressure homogenizer, ultrasonication etc.). Pretreatment is an interesting option to achieve the high organic matter solubilization, to increase acidogenic and methanogenic biodegradability, and subsequent improve the methane (CH<sub>4</sub>) production (Tyagi & Lo 2011; Liu *et al.* 2019; Wang *et al.* 2019). Among the pretreatment technologies studied, ultrasonication (US) has gained wide attention as an effective mechanical method for organic waste due to excellent performance, technical and operational stability, and environment friendly processing (Tyagi *et al.* 2014a). Ultrasonication has been studied widely to enhance the

solubilization of organic feedstocks before anaerobic digestion (Pilli *et al.* 2011). However, earlier studies also reported that controlled US for a short period can enhance the metabolic activities of the biomass, which may help to improve the overall process efficiency (Schlafer *et al.* 2002; Kwiatkowska *et al.* 2011; Tyagi *et al.* 2013, 2014a). The enhancement of biological activities by the means of low intensity US has been reported due to several reasons: defensive response to the induced mechanical stress, increased permeability of cell wall and cell membrane, improved mixing conditions and liquid–solid interface, which therefore enhances the mass transfer rate (Chisti 2003).

Most of the research on ultrasonication has been focused mainly on the pre-hydrolysis of the substrate through solubilization of the organic matter. However, little attention has been paid to examine the beneficial effects of US on AD process performance. The objective of this work was to investigate the efficiency of US to enhance the process efficiency by stimulating the biological activities. The study was carried out in following steps: (1) to determine the best US intensity (W/mL) and exposure time (seconds, s) based on the amount and rate of methane generated; (2) to determine the occurrence of cell lysis, based on the ammonium, and potassium concentration in

the medium, at variable US intensity and exposure time; and (3) to determine the time for which the effect of biostimulation lasts on the biomass after ultrasonication.

## MATERIAL AND METHODS

**Inoculum and substrate:** The inoculum used as seed for the batch assays was collected from the anaerobic digester treating sewage sludge (primary and waste activated sludge mix) at a local wastewater treatment plant in Singapore. The sludge was stored at 4 °C before use. The physico-chemical characteristics of the seed sludge used were: pH  $7.10 \pm 0.2$ , total solids (TS)  $14.50 \pm 0.15$  g/L, volatile solids (VS)  $10.70$  g/L  $\pm 0.12$  g/L, total suspended solids (TSS)  $13.60 \pm 0.20$  g/L, volatile suspended solids (VSS)  $10.10 \pm 0.20$  g/L, total chemical oxygen demand (tCOD)  $15.41 \pm 0.28$  g/L, soluble COD (sCOD)  $0.57 \pm 0.13$  g/L.

Starch was used as a substrate in this study. The starch solution of 4 g/L strength was prepared by mixing the starch powder in distilled water. The inoculum to substrate ratio was kept 1:1 (225 mL + 225 mL) in a 500 mL bottle. Once the substrate was prepared, it was purged with nitrogen gas to remove any oxygen present in the substrate.

**Ultrasonication experiment:** A laboratory scale ultrasonicator (QSonica Model Q700, 20 kHz, 700 W, USA) was used

for the experiments. For each experiment, different volume of seed sludge (inoculum) was sonicated in order to achieve the desired US intensity (W/mL). The sludge was sonicated in a beaker, continuously stirred (200 revolutions per minute, rpm) using a magnetic stirrer. The ultrasound probe (13 mm diameter, 7 cm length) was placed at the middle of the sludge, which was immersed at a depth of 4 cm.

For the optimization of US intensity the anaerobic seed sludge was sonicated at five US intensities of 0.0007, 0.0015, 0.0021, 0.0028, and 0.0035 W/mL (power amplitude: 1%) for 30 s. The exposure period was optimized using the optimum US intensity of 0.0028 W/mL (power amplitude: 1%) at different US times of 15, 30, 45, 60, 120, 180, 240, and 300 s.

**BMP assay:** The biomethane potential (BMP) tests were carried out in an automatic methane potential test system (AMPTS) (Bioprocess Control AB, Lund, Sweden). The experiments were performed in triplicates at 37 °C. One set of blank (Inoculum only), to quantify the methane production from the inoculum only, and one set of control (non-sonicated inoculum + substrate), were included in each experiment. Methane production from blank was subtracted from methane production of the sonicated and control tests to eliminate background methane overestimation.

Figure 1 shows the experimental plan of the study.

**Analytical methods:** The CH<sub>4</sub> production (flow and volume), soluble COD (sCOD), NH<sub>4</sub><sup>+</sup>-N and K<sup>+</sup> were

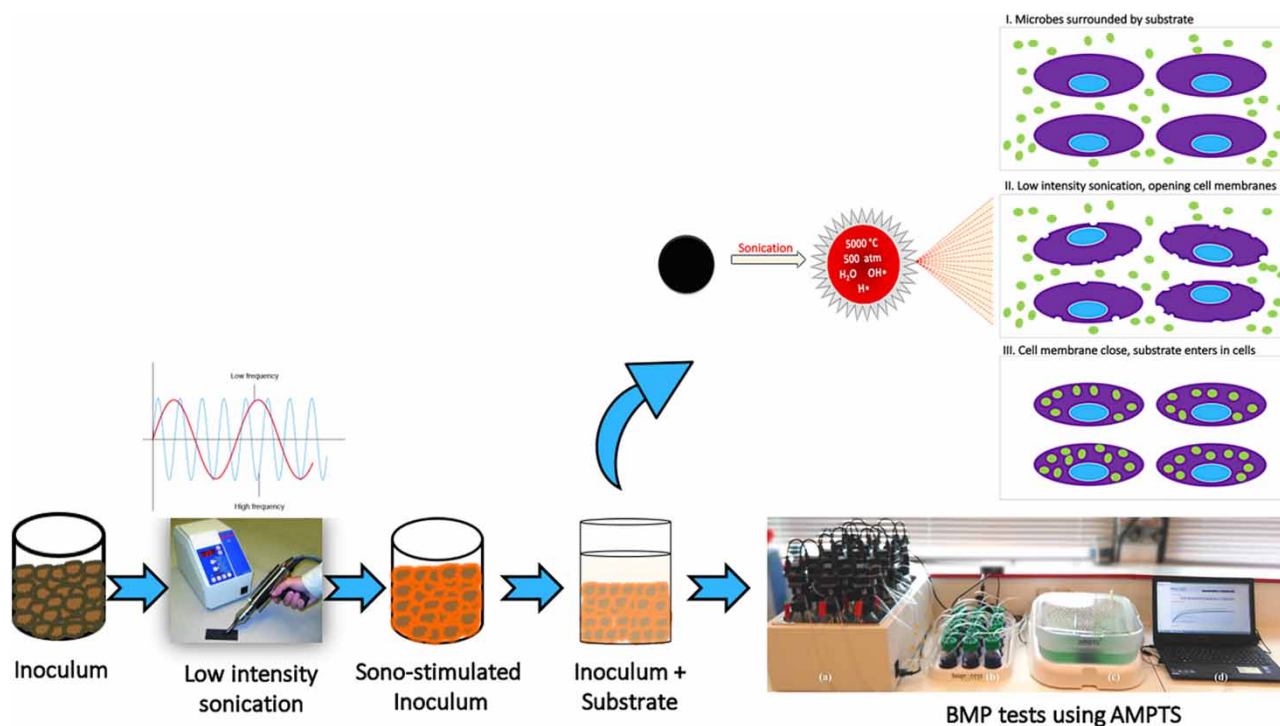


Figure 1 | Experimental plan with sono-biostimulation mechanism (Chisti 2003; Achkar et al. 2016).

analyzed to observed the effects of US. Sludge solubilization is characterised by measuring the increase in soluble COD (sCOD),  $\text{NH}_4^+\text{-N}$  and  $\text{K}^+$ . All the physico-chemical parameters were analyzed as per *Standard Methods* (APHA 2005). The biogas composition was measured in a gas chromatograph (Shimadzu GC-2014) with a packed column (Carbosieve SII- SUPELCO) and thermal conductivity detector (TCD) (Tyagi *et al.* 2014b).

## RESULTS AND DISCUSSION

### Best ultrasonication intensity

The findings in terms of percentage improvement (hourly) in  $\text{CH}_4$  generation with respect to control show that  $\text{CH}_4$  generation reached up to 60% higher than the control at US intensity of 0.0028 W/mL (Specific energy: 8.3 kJ/kg TS) and 30 s US time (Figure 2(a)). For the same US intensity and time, the overall  $\text{CH}_4$  produced in five days digestion period was 20% higher than the control. The highest  $\text{CH}_4$  yield of 113 mL  $\text{CH}_4/\text{gCOD}_{\text{added}}$  was observed at US intensity of 0.0028 W/mL and time of 30 s, which was 32% higher than the control (86 mL  $\text{CH}_4/\text{gCOD}_{\text{added}}$ ). Figure 2(b) shows that the enhanced bio-stimulation effect lasted for 28 hours (h). During this period, the  $\text{CH}_4$  generation was 50% higher (0.0028 W/mL, 30 s) than the control. Stable cavitation occurred at low US intensity ( $\leq 0.1$  W/mL at 25 kHz), which instigated the enhancement of mass transfer and fluid mixing, and favorably affects the metabolic activities of microbiome (Kwiatkowska *et al.* 2011). However, high US intensity may lead to instantaneous cavitation, which could destroy the cell structure and subsequently inhibit biological activities. Based on these observations, 0.0028 W/mL US intensity was considered as the best intensity for all further experiments.

The effect of US intensity and exposure time on cell lysis was also determined. The increase in the concentration of ammonium and potassium were the indications of occurrence of cell lysis at the applied US intensity and exposure time. No sign of increase in ammonium and potassium was observed except a slight increase in sCOD (10–15%) from US intensity of 0.0021 W/mL onwards (Figure 2(c)). As sludge was exposed to the US, extracellular polymeric substances (EPS) were released due to the breakup of sludge flocs, which contributed to increase in soluble organic fraction into the liquid phase to some extent, which also depends on the US intensity and exposure time applied. Upon exposure to an adequately high US intensity,

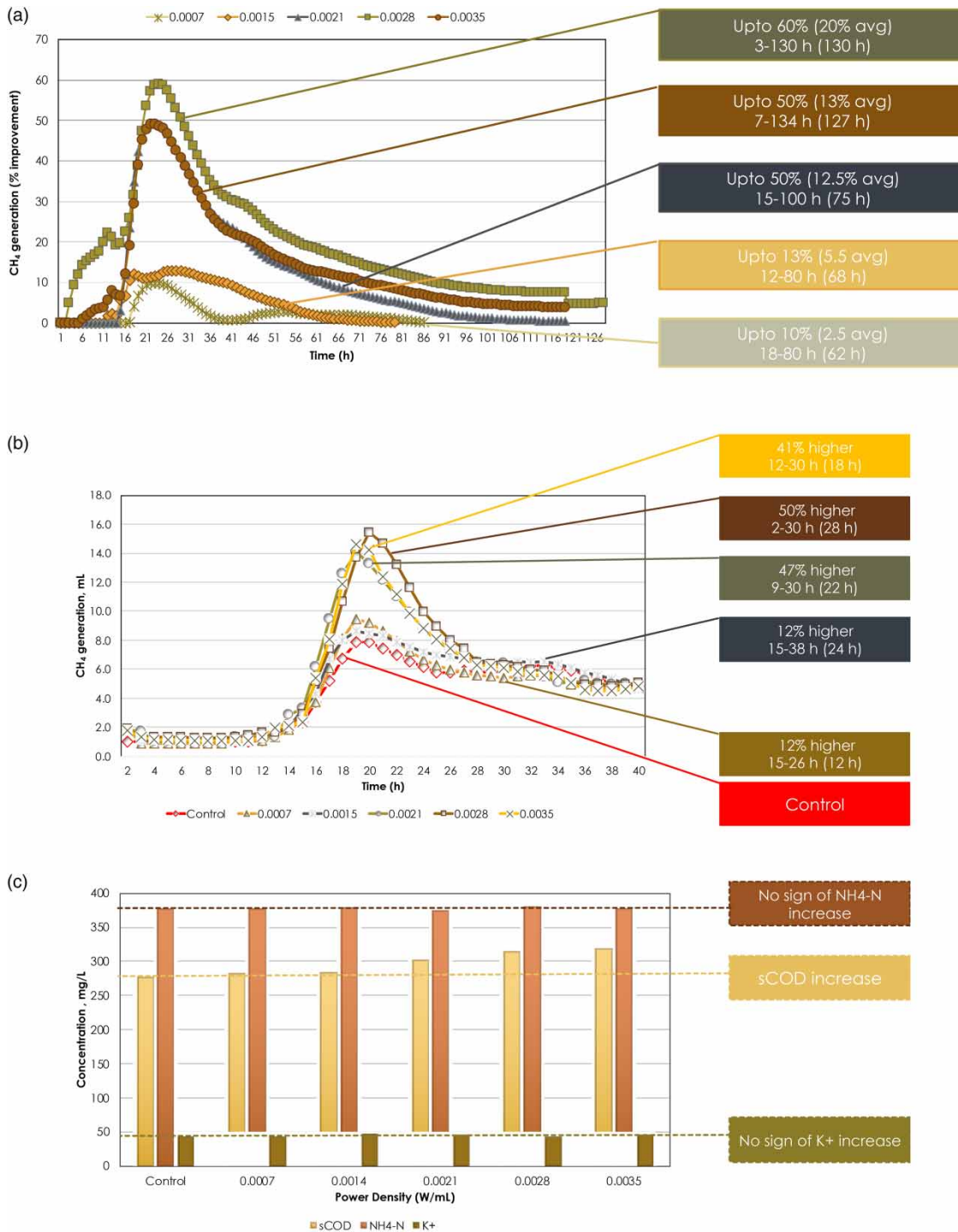
cell membranes were ruptured, and thus released intracellular material into the medium (Foladori *et al.* 2007). The concentration of nitrogenous compounds also increased: through the release of intracellular ammonia (Carrere *et al.* 2010), the solubilization of organic nitrogen (Bougrier *et al.* 2005) and ammonia formation from hydrolysis of proteins (Van de Moortel *et al.* 2017). Studies related to increase in potassium indicates that when the cells lysis takes place under high mechanical stress, the intracellular potassium released into the bulk liquid. Potassium efflux has been used as an indicator of cytoplasmic secretion under cell disintegration conditions (Wimmer & Love 2004; Liao *et al.* 2005).

### Best ultrasonication time

The best US intensity of 0.0028 W/mL was applied at different irradiation times of 15, 30, 45, 60, 120, 180, 240 and 300 s. The enhancement in  $\text{CH}_4$  generation compared to control revealed that the enhanced bio-stimulation effect lasted up to maximum 73 h (30 s exposure time) (Figure 3(a)). The  $\text{CH}_4$  generation of sonicated reactors during higher bio-activity hours was compared with the  $\text{CH}_4$  generation in control reactor for respective hours. The highest  $\text{CH}_4$  generation of 61% was observed in the reactor sonicated for 120 s, wherein sono-biostimulation effect lasted for 45 h. For the same irradiation time, the overall  $\text{CH}_4$  produced in 3.5 days digestion period was 32% higher (highest among the assays run) than the control. The highest  $\text{CH}_4$  yield of 153 mL  $\text{CH}_4/\text{gCOD}_{\text{added}}$  was observed at US intensity of 0.0028 W/mL and irradiation time of 120 s (specific energy: 24.3 kJ/kg TS), which was 42% higher than the control (108 mL  $\text{CH}_4/\text{gCOD}_{\text{added}}$ ). In another experiment, the US exposure time above 120 s, i.e. 180, 240, and 300 s were tested. A cumulative reduction in  $\text{CH}_4$  generation was observed for 180 s (22%), 240 s (54%) and 300 s (41%) in comparison with 120 s assay (data not presented), which may be due to detrimental effects of ultrasonication on anaerobic microbiome.

In order to realize the microbial inhibition, the effect of US intensity and exposure time on cell lysis were determined. No sign of increase in ammonium and potassium were observed up to 120 s, however, above 120 s an apparent increase in ammonium (2–5%) and potassium (16–38%) was observed (Figure 3(b)). Similarly, soluble COD was increased by 12–15% above 120 s US exposure period. This could be the result of excessive cavitation due to prolonged exposure, which may lead to cell wall destruction and subsequently decreased  $\text{CH}_4$  generation.

Thus, an irradiation time of 120 s was observed to be the best in this study. This implies that the anaerobic activity in



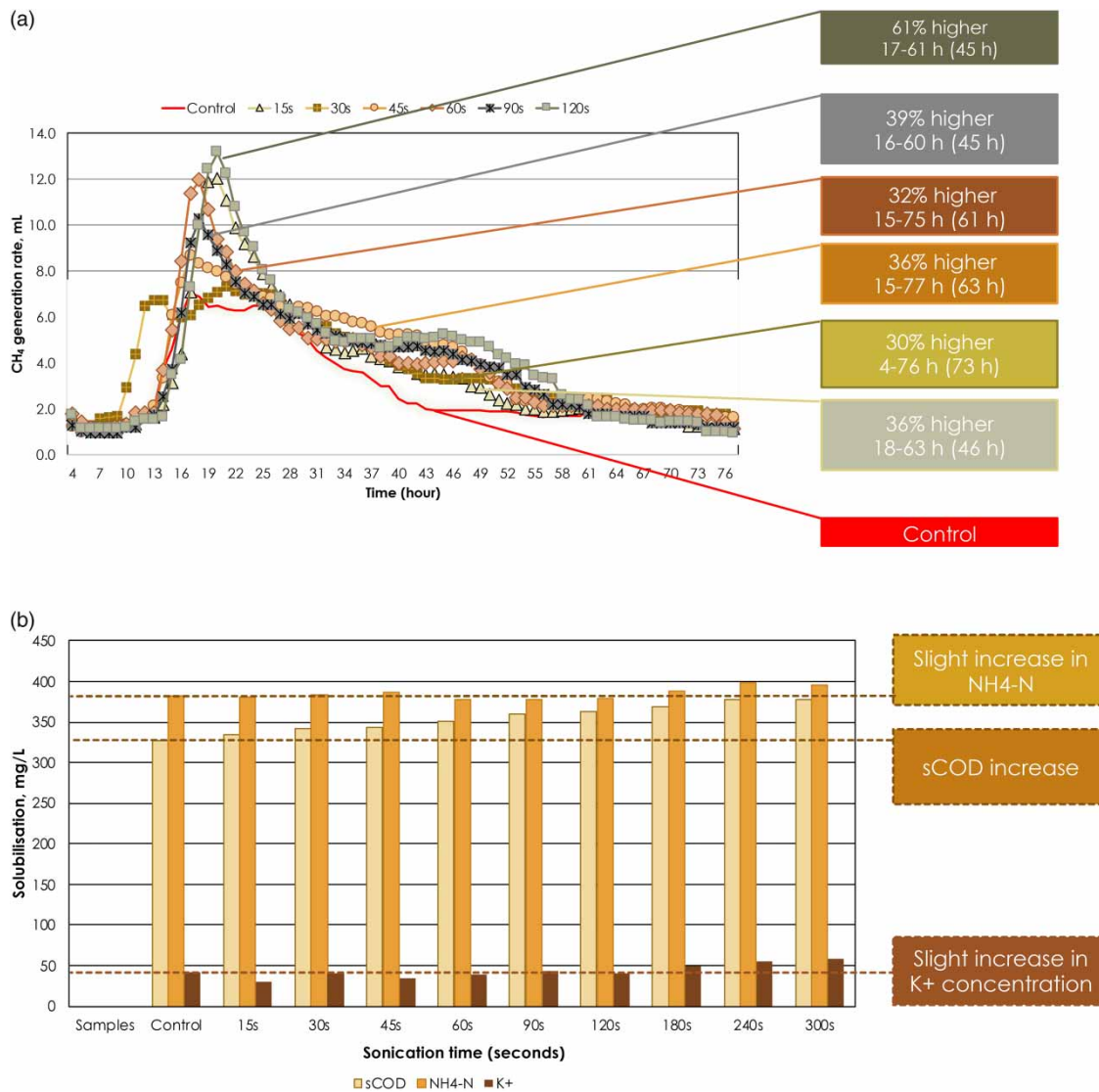
**Figure 2** | Optimization of US intensity: (a) % improvement, (b) CH<sub>4</sub> generation, (c) biomass disintegration.

terms of enhanced CH<sub>4</sub> generation was maximum at an irradiation time of 120 s.

Low intensity sono-biostimulation in anaerobic digesters and reactors may offer a feasible option for the treatment of complex organic substrates like industrial and municipal

sludges, organic fraction of municipal solid waste and lignocellulose based agricultural wastes treatment, where energy requirement is low in comparison with energy intensive pretreatment methods. Nevertheless, the quantification of benefits and a profound understanding of the mechanism





**Figure 3** | Optimization of US time: (a) CH<sub>4</sub> generation rate, (b) effect on biomass disintegration.

of biological stimulation can be derived from further investigations.

## CONCLUSIONS

The effects of low-intensity ultrasonication on the methanogenesis were investigated. The preliminary findings of the study showed that low intensity US can be a promising solution to enhance the process efficiency in terms of higher methane production with minimal energy requirement. Applied ultrasonication treatment was suitable to improve the process performance in terms of higher CH<sub>4</sub> generation over the control reactor. The best treatment condition was

0.0028 W/mL for 120 s. The sono-biostimulated effects were observed to last for 45 h after ultrasonication. No signs of increase in ammonium and potassium were observed, which revealed no cell lysis occurred under the best treatment conditions.

## ACKNOWLEDGEMENT

The authors are thankful to Department of Biotechnology-GoI (Grant No. BT/RLF/Re-entry/12/2016) for financial support to this research. We are also thankful to Prof. Yan Zhou for her valuable suggestions and to Mr Nick Mou Chen for his assistance in experimental analysis.

## REFERENCES

- Achkar, J. H. E., Lendormi, T., Hobaiika, Z., Sabourin, C., Salameh, D., Louka, N., Maroun, R. G. & Lanoisellé, J. L. 2016 Anaerobic digestion of grape pomace: effect of alkaline pretreatment on methane production in batch and continuous digesters. In: *Conference: Aridotech V Meeting International: Biotechnologie Végétale En Zones Arides Et Oasiennes*, December 2016, Djerba, Tunisia.
- APHA 2005 *Standards Methods for the Examination of Water and Wastewater*, 20th edn. American Public Health Association, Washington, DC, USA.
- Bougrier, C., Carrere, H. & Delgenes, J. P. 2005 Solubilisation of waste-activated sludge by ultrasonic treatment. *Chemical Engineering Journal* **106**, 163–169.
- Carrere, H., Dumas, C., Battimelli, A., Batstone, D. J., Delgenes, J. P., Steyer, J. P. & Ferrer, I. 2010 Pretreatment methods to improve sludge anaerobic degradability: a review. *Journal of Hazardous Materials* **183**, 1–15.
- Chisti, Y. 2003 Sonobioreactors: using ultrasound for enhanced microbial productivity. *Trends in Biotechnology* **21** (2), 89–93.
- Foladori, P., Laura, B., Gianni, A. & Giuliano, Z. 2007 Effects of sonication on bacteria viability in wastewater treatment plants evaluated by flow cytometry – fecal indicators, wastewater and activated sludge. *Water Research* **41**, 235–243.
- Kwiatkowska, B., Bennett, J., Akunna, J., Walker, G. M. & Bremner, D. H. 2011 Stimulation of bioprocesses by ultrasound. *Biotechnology Advances* **29**, 768–780.
- Liao, P. H., Wong, W. T. & Lo, K. V. 2005 Release of phosphorus from sewage sludge using microwave technology. *Journal of Environmental Engineering & Science* **4**, 77–81.
- Liu, X., Xu, Q., Wang, D., Wu, Y., Yang, Q., Liu, Y., Wang, Q., Li, X., Li, H., Zeng, G. & Yang, G. 2019 Unveiling the mechanisms of how cationic polyacrylamide affects short-chain fatty acids accumulation during long-term anaerobic fermentation of waste activated sludge. *Water Research* **155**, 142–151.
- Pilli, S., Bhunia, P., Yan, S., LeBlanc, R. J., Tyagi, R. D. & Surampalli, R. Y. 2011 Ultrasonic pretreatment of sludge: a review. *Ultrasonics Sonochemistry* **18**, 1–18.
- Schlafer, O., Onyeché, T., Bormann, H., Schroder, C. & Sievers, M. 2002 Ultrasound stimulation of microorganisms for enhanced biodegradation. *Ultrasonics* **40**, 25–29.
- Tyagi, V. K. & Lo, S. L. 2011 Application of physico-chemical pretreatment methods to enhance the sludge disintegration and subsequent anaerobic digestion: an up to date review. *Reviews in Environmental Science & Biotechnology* **10**, 215–242.
- Tyagi, V. K., Lo, S. L., Campoy, R. A., Alvarez-Gallego, C. J., Romero García, L. I., Sun, L. P. & Qiu, C. S. 2013 Sono-biostimulation of aerobic digestion: a novel approach for sludge minimization. *Journal of Chemical Technology & Biotechnology* **89**, 1060–1066.
- Tyagi, V. K., Lo, S.-L., Appels, L. & Dewil, R. 2014a Ultrasonic treatment of waste sludge: a review on mechanisms and applications. *Critical Review in Environmental Science & Technology* **44** (11), 1220–1288.
- Tyagi, V. K., Angérez Campoy, R., Álvarez-Gallego, C. J. & Romero García, L. I. 2014b Enhancement in hydrogen production by thermophilic anaerobic co-digestion of organic fraction of municipal solid waste and sewage sludge – optimization of treatment conditions. *Bioresource Technology* **164**, 408–415.
- Tyagi, V. K., Fdez-Güelfo, L. A., Zhou, Y., Álvarez-Gallego, C. J., Garcia, L. I. R. & Ng, W. J. 2018 Anaerobic co-digestion of organic fraction of municipal solid waste (OFMSW): progress and challenges. *Renewable and Sustainable Energy Reviews* **93**, 380–399.
- Van de Moortel, N., Van den Broeck, R., Degreve, J. & Dewil, R. 2017 Comparing glow discharge plasma and ultrasound treatment for improving aerobic respiration of activated sludge. *Water Research* **122**, 207–215.
- Wang, D., Huang, Y., Xua, Q., Liua, X., Yanga, Q. & Lia, X. 2019 Free ammonia aids ultrasound pretreatment to enhance short-chain fatty acids production from waste activated sludge. *Bioresource Technology* **275**, 163–171.
- Wimmer, R. F. & Love, N. G. 2004 Activated sludge deflocculation in response to chlorine addition: the potassium connection. *Water Environment Research* **76** (3), 213–219.

First received 7 June 2019; accepted in revised form 30 August 2019. Available online 11 September 2019